



東瑞製葯(控股)有限公司

DAWNRAYS PHARMACEUTICAL (HOLDINGS) LIMITED

(在開曼群島註冊成立的有限公司)

(incorporated in the Cayman Islands with limited liability)

股份編號：2348 Stock Code：2348

2023

ANNUAL REPORT

年報

Corporate Information 公司資料	2
Group Structure 本集團架構圖	4
Chairman's Statement 主席報告	5
Management Discussion and Analysis 管理層討論及分析	10
Corporate Governance Report 企業管治報告	26
Directors' and Senior Management's Biographies 董事及高級管理層履歷	47
Report of the Directors 董事會報告	51
Independent Auditor's Report 獨立核數師報告	69
Consolidated Statement of Profit or Loss 綜合損益表	76
Consolidated Statement of Comprehensive Income 綜合全面收益表	77
Consolidated Statement of Financial Position 綜合財務狀況表	78
Consolidated Statement of Changes in Equity 綜合權益變動表	80
Consolidated Statement of Cash Flows 綜合現金流量表	82
Notes to Financial Statements 財務報表附註	85
Five Year Financial Summary 五年財務概要	202
Information for Shareholders 股東資料	203

公司資料

BOARD OF DIRECTORS

EXECUTIVE DIRECTORS

Ms. LI Kei Ling (*Chairman*)

Mr. HUNG Yung Lai

NON-EXECUTIVE DIRECTOR

Mr. LEUNG Hong Man

INDEPENDENT NON-EXECUTIVE DIRECTORS

Mr. LO Tung Sing Tony

Mr. EDE, Ronald Hao Xi

Ms. LAM Ming Yee Joan

CHIEF EXECUTIVE OFFICER

Mr. WU Weixian

AUDIT COMMITTEE

Mr. LO Tung Sing Tony (*Chairman*)

Mr. EDE, Ronald Hao Xi

Ms. LAM Ming Yee Joan

REMUNERATION COMMITTEE

Mr. EDE, Ronald Hao Xi (*Chairman*)

Ms. LI Kei Ling

Mr. LO Tung Sing Tony

Ms. LAM Ming Yee Joan

NOMINATION COMMITTEE

Ms. LI Kei Ling (*Chairman*)

Mr. LO Tung Sing Tony

Mr. EDE, Ronald Hao Xi

Ms. LAM Ming Yee Joan

董事會

執行董事

李其玲女士 (*主席*)

熊融禮先生

非執行董事

梁康民先生

獨立非執行董事

勞同聲先生

EDE, Ronald Hao Xi 先生

林明儀女士

總裁

吳偉賢先生

審核委員會

勞同聲先生 (*主席*)

EDE, Ronald Hao Xi 先生

林明儀女士

薪酬委員會

EDE, Ronald Hao Xi 先生 (*主席*)

李其玲女士

勞同聲先生

林明儀女士

提名委員會

李其玲女士 (*主席*)

勞同聲先生

EDE, Ronald Hao Xi 先生

林明儀女士

AUDITORS

Ernst & Young
Certified Public Accountants
Registered Public Interest Entity Auditor

PRINCIPAL BANKERS

Bank of China (Hong Kong) Limited, Hong Kong
 The Hongkong and Shanghai Banking Corporation Limited, Hong Kong
 Industrial and Commercial Bank of China Suzhou Wuzhong Sub-Branch
 Agricultural Bank of China Suzhou Nanmen Sub-Branch
 Bank of China Suzhou Wuzhong Sub-Branch

HEAD OFFICE AND PRINCIPAL PLACE OF BUSINESS

Units 3001-02, 30/F, CNT Tower, 338 Hennessy Road,
 Wanchai, Hong Kong

REGISTERED OFFICE

Cricket Square
 Hutchins Drive
 P.O. Box 2681
 Grand Cayman KY1-1111
 Cayman Islands

PRINCIPAL SHARE REGISTRAR AND TRANSFER OFFICE

Conyers Trust Company (Cayman) Limited
 Cricket Square, Hutchins Drive, P.O. Box 2681,
 Grand Cayman KY1-1111, Cayman Islands

HONG KONG BRANCH SHARE REGISTRAR AND TRANSFER OFFICE

Tricor Abacus Limited
 17/F, Far East Finance Centre,
 16 Harcourt Road, Hong Kong

核數師

安永會計師事務所
 執業會計師
 註冊公眾利益實體核數師

主要往來銀行

中國銀行(香港)有限公司·香港
 香港上海滙豐銀行有限公司·香港
 中國工商銀行蘇州市吳中支行
 中國農業銀行蘇州市南門支行
 中國銀行蘇州吳中支行

總辦事處及主要營業地點

香港灣仔軒尼詩道338號
 北海中心30樓3001-02室

註冊辦事處

Cricket Square
 Hutchins Drive
 P.O. Box 2681
 Grand Cayman KY1-1111
 Cayman Islands

主要股份過戶登記處

Conyers Trust Company (Cayman) Limited
 Cricket Square, Hutchins Drive, P.O. Box 2681,
 Grand Cayman KY1-1111, Cayman Islands

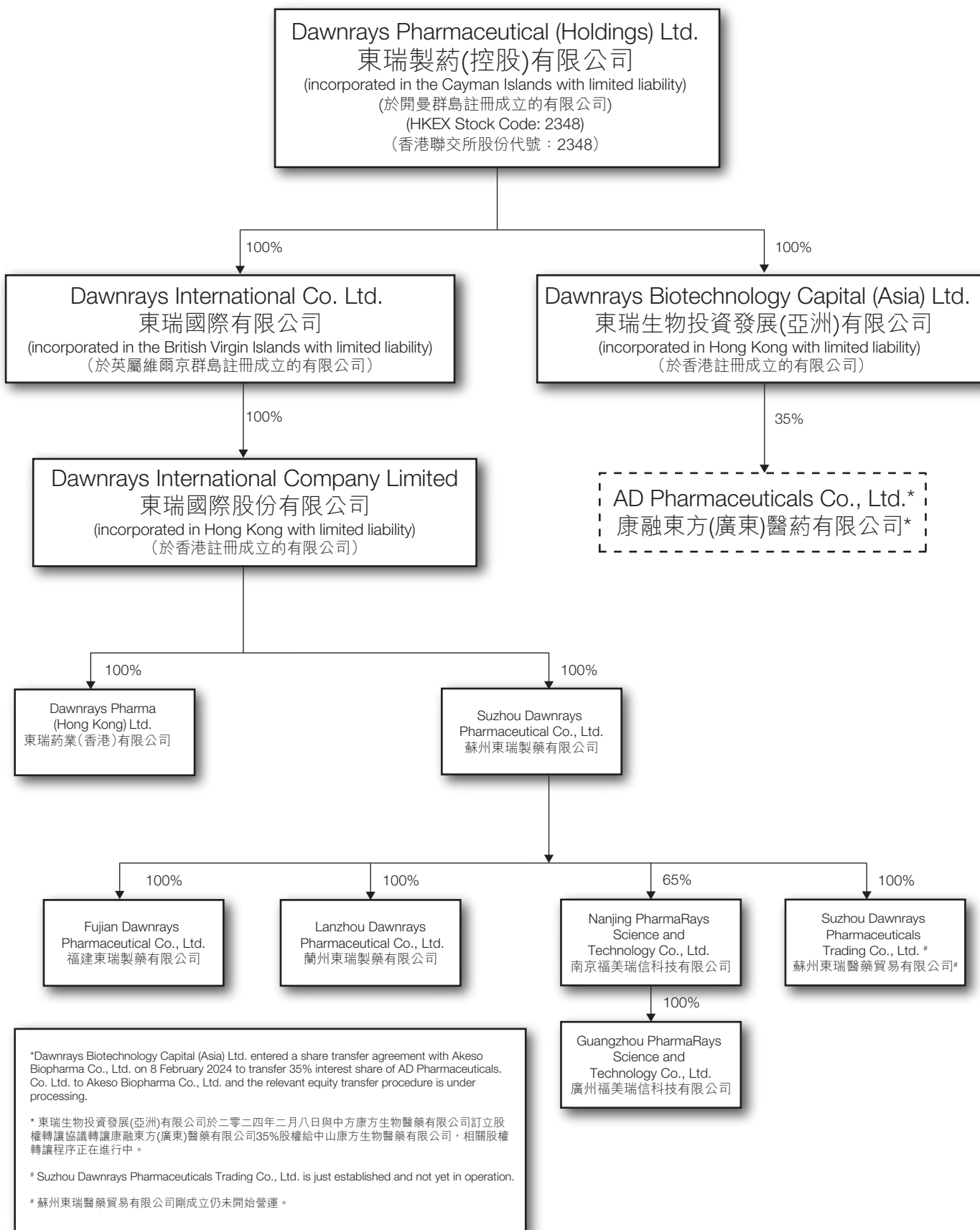
香港股份過戶登記分處

卓佳雅柏勤有限公司
 香港夏愨道16號
 遠東金融中心17樓

Group Structure

本集團架構圖

As at 22 March 2024 於二零二四年三月二十二日



GROUP RESULTS

For the year ended 31 December 2023, the Group recorded revenue of approximately RMB1,151,145,000 (2022: RMB1,277,682,000), representing a decrease of 9.9% as compared with 2022. Profit attributable to owners of the parent was approximately RMB326,000,000 (2022: RMB358,057,000), representing a decrease of 9.0% as compared with 2022.

Profit attributable to owners of the parent included a net gain of RMB118,858,000 on the disposal of the assets arising from the relocation Group's factory on Tianling Road, a loss of RMB40,933,000 on the investment in AD Pharmaceuticals Co., Ltd., an associated company (2022: RMB61,905,000), and a non-recurring item, which is the exchange loss of RMB1,879,000 from the liquidation of Dawnrays (Nantong) Pharmaceutical Science and Technology Co., Ltd. ("Dawnrays (Nantong)"). If the above factors are excluded, the operating profit would be RMB249,954,000 (2022: RMB380,292,000), representing a decrease of 34.3% as compared with 2022. This was mainly attributable to the impact on the decrease in sales revenue and the rise in production costs resulting from project relocation and loss of bids for centralized procurement products, as well as the increase in administrative expenses and research and development costs due to the newly established research institute and Lanzhou Dawnrays.

FINAL DIVIDEND

The Board recommends the payment of a final dividend of HK\$0.065 per share for the year ended 31 December 2023 (2022: HK\$0.073), totaling approximately HK\$97,516,000 (2022: approximately HK\$109,412,000) (equivalent to approximately RMB89,670,000 (2022: approximately RMB95,975,000)), to the shareholders whose names appeared in the register of members on Friday, 31 May 2024 subject to the approval of the shareholders at the forthcoming 2024 Annual General Meeting (the "2024 AGM").

The dividend for the year will be HK\$0.08 per share, comprising the proposed final dividend of HK\$0.065 per share and the interim dividend of HK\$0.015 per share paid on 5 October 2023. The annual dividend payout ratio was approximately 34.0%, representing a year-on-year increase of 1.6 percentage points.

本集團業績

本集團截至二零二三年十二月三十一日止年度錄得收入約人民幣1,151,145,000元(二零二二年：人民幣1,277,682,000元)，較二零二二年減少約9.9%。母公司擁有人應佔溢利約人民幣326,000,000元(二零二二年：人民幣358,057,000元)，比二零二二年下降約9.0%。

母公司擁有人應佔溢利含本集團天靈路搬遷處置資產淨收益人民幣118,858,000元、投資於聯營公司康融東方(廣東)醫藥有限公司承擔之虧損人民幣40,933,000元(二零二二年：人民幣61,905,000元)，及清算本集團附屬公司東瑞(南通)醫藥科技有限公司(「東瑞南通」)之匯兌虧損人民幣1,879,000元非經常性項目，如撇除以上因素，經營性溢利為人民幣249,954,000元(二零二二年：人民幣380,292,000元)，較二零二二年下跌34.3%。主要是受到項目搬遷及產品集採丟標影響銷售收入減少及增加生產成本，加上新建研究院及蘭州東瑞致使行政費用及研發費用有所增加所致。

末期股息

董事會建議派發截至二零二三年十二月三十一日止年度末期股息每股為港幣0.065元(二零二二年：港幣0.073元)，合共約港幣97,516,000元(二零二二年：約港幣109,412,000元)(約相當於人民幣89,670,000元(二零二二年：約人民幣95,975,000元))予於二零二四年五月三十一日(星期五)已登記在股東名冊上之股東，惟須待股東在即將舉行之二零二四年股東週年大會上(「二零二四年股東週年大會」)批准通過，方可作實。

建議派發每股份港幣0.065元末期股息連同於二零二三年十月五日已派發每股份港幣0.015元中期股息，全年度派發股息將為每股份港幣0.08元。全年派息比例將約34.0%，同比上升1.6個百分比。

BUSINESS REVIEW

In 2023, the external economic adversity continued to impact the business environment. The world entered a cycle of interest rate hikes, with the US dollar appreciating and geopolitical situations remaining unclear. The prices of raw materials and logistics costs continued to rise, affecting production costs. The economy in China began to gradually recover from the impact of the pandemic. The National 14th Five-Year Plan for Pharmaceutical Development drove the optimization, integration, and high-quality development of the pharmaceutical industry, promoting enterprises to become more high-end, intelligent, green, and international. Pharmaceutical companies with integrated advantages in research, production, and marketing continue to benefit from the industry's consolidation and upgrade, and continue to grow and develop. Dawnrays Pharmaceutical is accelerating its pace in research and development, production, and sales to adapt to and align with the national development planning.

During the reporting period, in terms of production, the factory on Shanfeng Road ("Shanfeng Road Factory") of the Company's indirect wholly-owned subsidiary Suzhou Dawnrays Pharmaceutical Co., Ltd. ("Suzhou Dawnrays Pharmaceutical") and Lanzhou Dawnrays Pharmaceutical Co., Ltd. ("Lanzhou Dawnrays ") have completed their construction and entered the trial production and verification stages. However, the relocation and cessation of production of the factory on Tianling Road of Suzhou Dawnrays Pharmaceutical have affected the supply, leading to a decline in the sales of bulk medicines and intermediates. Despite these challenges, the Group is still optimistic about the prospects of intermediates and bulk medicines. Policies such as the over-10-year restriction on antibiotics, continued upgraded environmental requirements and consistency evaluations have led to the phase-out of numerous pharmaceutical companies that lack of comprehensive strength, reducing supply and consequently driving a continuous rise in the price of antibiotic bulk medicines. As the production workshops of Sulbactam Sodium and Cefoperazone Sodium at Shanfeng Road passed the GMP compliance inspection and were officially put into operation on 13 March 2024, the production and supply of intermediates and bulk medicines will be increased. Currently, Lanzhou Dawnrays and the Shanfeng Road Factory are actively engaged in preparing recordation documents for bulk medicines for customers and in overseas registration, thereby accelerating the development of export business and moving towards internationalization. At the same time, the factories provide a pilot workshop for the Group's research and development projects to more effectively manage research and development progress. During 2023, the factory on Minfeng Road underwent renovations to add different dosage forms, including bottling lines and external preparation production lines, in preparation for new research and development projects or CMO projects.

業務回顧

二零二三年外圍經濟逆境繼續衝擊營商環境，全球進入加息週期，美元升值，地緣政局仍不明朗，原材料價格及物流成本持續上漲，影響生產成本。中國經濟從新冠疫情影響中逐漸復甦。國家十四五醫藥發展規劃驅動醫藥行業的優化整合和高質量發展，促使企業邁向高端化、智慧化、綠色化及國際化，能擁有研、產、銷一體化優勢的醫藥企業不斷受益於行業的整合升級，持續發展壯大。東瑞製藥在研發、生產及銷售各方面加快步伐以適應和配合國家的規劃發展。

回顧期間的生產情況，本公司間接全資擁有附屬公司蘇州東瑞製藥有限公司（「蘇州東瑞製藥」）善豐路廠區（「善豐路廠區」）及蘭州東瑞製藥有限公司（「蘭州東瑞」）竣工進入試產驗證階段，而蘇州東瑞製藥有限公司天靈路廠區因搬遷停產影響供應，原料藥及中間體銷售下跌，但本集團對中間體及原料藥的前景仍然樂觀，實施超過10年的限抗令、持續升級的環保要求及一致性評價等政策淘汰無數缺乏綜合實力的製藥企業，減少了供應，讓抗生素原料藥售價持續上升。由於善豐路的舒巴坦鈉及頭孢吡肅鈉生產車間已於二零二四年三月十三日通過GMP符合性檢查正式投產，將可增加中間體及原料藥的生產和供應，目前蘭州東瑞及善豐路廠區正積極開展客戶原料報備工作及海外註冊工作，加快開拓出口業務，朝着國際化進發。同時亦為本集團的研發項目提供中試車間，更有效管理研發進度。民豐路廠區於二零二三年期間改造增加不同劑型包括瓶裝線、外用製劑生產線為新研發項目或CMO項目作好準備。

In terms of sales, the products that won the bid in the first batch of national centralized procurement of drugs, including Amlodipine Besylate Tablets, Atorvastatin Calcium Tablets, and Entecavir Dispersible Tablets, were subsequently opened up for re-bidding among multiple companies after their contracts expired. The intense competition led to the loss of some market share in the provinces where they originally won the bids, resulting in a decline in sales volume. To mitigate the loss in sales, the Group actively participated in re-bidding processes across various locations to capture market share outside of the original bid-winning areas. As a result, although the sales revenue for Entecavir Dispersible Tablets saw a slight decline compared to the same period in 2022, the total sales volume increased compared to the same period in 2022. The decrease in sales volume of Atorvastatin Calcium Tablets was less than expected. The re-bidding of centralized procurement in other regions also provided new growth opportunities for Febuxostat Tablets and Rosuvastatin Tablets, which had missed the first round of centralized procurement. By introducing a wider range of packaging specifications and continuously broadening retail distribution channels, the Febuxostat Tablets which were not included in the centralized procurement have also experienced increased sales. The Group's product, Cefoperazone Sodium and Sulbactam Sodium for Injection (1:1), successfully won the bid in the eighth batch of national centralized procurement of drugs, allowing the once-neglected antibiotic to re-enter public hospitals. Azithromycin for Suspension, which has seen increased demand due to the peak flu season, also successfully won the bid in the ninth batch of national centralized procurement of drugs. It is expected to bring significant growth over the next four years. Moreover, the sales channels for Azithromycin for Suspension are not limited to hospitals. It is anticipated that winning the bid in centralized procurement will also boost retail business beyond the scope of centralized procurement. Levamlodipine Besylate Tablets under the "An (安)" Series did not make it into centralized procurement, while Losartan Potassium & Hydrochlorothiazide Tablets being carried out first centralized procurement, despite winning the bid by Dawnrays Pharmaceutical, its market share was divided among other competitors, resulting in a significant drop in sales volume compared to the same period last year. Additionally, the sales volume for Amlodipine Besylate Tablets, which had won in the first batch of centralized procurement, declined due to the expiration of the procurement contract, compared to the same period last year. Therefore, the sales revenue for the "An (安)" Series saw a decrease of 22.8% compared to the same period in 2022. Beyond hospital services, the Group's marketing team has proactively expanded the product retail business outside centralized procurement. By leveraging our presence in areas where we previously won centralized procurement bids, we are stimulating growth in the secondary and tertiary end markets. We are actively establishing sales channels in the retail market and continuously expanding cooperation with chain pharmacies, aiming to increase the coverage of our retail business. The proportion of our retail endpoints continues to grow. In addition to the centralized procurement model, the Group's Metformin Hydrochloride Extended-release Tablets III, which have been included in the National Reimbursement Drug List, officially hit the market in March 2023. They quickly entered medical institutions of all levels to drive sales growth. Within 9 months of launching, they have covered over 1,000 medical institutions and are listed in 24 provinces.

銷售方面，第一批集採中選的品種包括苯磺酸氨氯地地平片、阿托伐他汀鈣片及恩替卡韋分散片到期後轉為多家續標集採，競爭激烈，導致原中選省份部份市場份額丟失，銷售量下跌。為減低銷售損失，本集團通過積極參與各地的續標集採搶佔非原中選市場份額，因此恩替卡韋分散片銷售額較二零二二年同期雖略為下跌，但總銷售量比二零二二年同期增加。阿托伐他汀鈣片的銷售量跌幅亦較預期少。地方集採續標亦為原趕不及首輪集採的非布司他片及瑞舒伐他汀片帶來新的增長機會。通過增加規格包裝及持續零售渠道的鋪設，非集採部份的非布司他獲得銷售增長。本集團產品注射用頭孢哌酮鈉舒巴坦鈉(1:1)成功在第八批國家集採中中標，讓沉寂多時的抗生素再次進入公立醫院。而近期因流感高峰期而需求增加的阿奇霉素干混懸劑亦成功在第九批國家集採中中標，預計未來四年會帶來較大的增長，而且阿奇霉素干混懸劑的銷售渠道不單在醫院，預計集採中標後將可以帶動非集採的零售業務。「安」系列產品之苯磺酸左氨氯地地平片未能進入集採；而氯沙坦鉀氫氯噻嗪片首次集採，東瑞製葯雖中標但被其他競爭者攤分市場，銷售量比去年同期大幅下降，加上原在首批集採中標的苯磺酸氨氯地地平片也因集採到期銷售量亦減少，因此「安」系列銷售額較二零二二年同期減少22.8%。除醫院業務，本集團營銷團隊一直積極開展非集採產品零售業務，通過在原來集採中標地區帶動第二及第三終端市場，積極建設零售市場的銷售渠道，不斷拓展與連鎖藥店的合作，以擴大零售業務覆蓋率，零售終端佔比持續擴大。除了集採模式，已被列入國家醫保目錄的本集團之鹽酸二甲雙胍緩釋片III於二零二三年三月正式上市，快速進入各級醫療機構推動銷售增長，上市九個月已覆蓋超過1,000家醫療機構，在24個省份掛網。

主席報告

Regarding research and development, to integrate the R&D teams of the Company's indirectly wholly-owned subsidiaries Fujian Dawnrays Pharmaceutical Co., Ltd. ("Fujian Dawnrays"), Suzhou Dawnrays Pharmaceutical, Lanzhou Dawnrays, and the indirectly non-wholly-owned subsidiary Nanjing PharmaRays Science and Technology Co., Ltd. ("Nanjing PharmaRays"), and to optimize R&D resources, the Suzhou Dawnrays Advanced Technology Research Institute* (蘇州東瑞先進技術研究院) ("Research Institute") was established, with its unveiling ceremony taking place in April 2023. The first Dawnrays Pharma Drug R&D and Results Transformation Innovation Taihu Forum* (東瑞製葯葯物研發與成果轉化創新太湖論壇) was held. The event attracted experts and scholars from the pharmaceutical industry to gather at Suzhou Dawnrays Pharmaceutical, marking the first step for the Group in creating a new drug R&D and information sharing center. Since the establishment of the Research Institute, a group of talented individuals has been recruited. All new projects do not require outsourced research and development. Currently, 59% of R&D projects are self-developed, with the focus remaining on generic drugs. The main focus is on developing the first or top three generics drugs and improved innovative drugs to enrich Dawnray's product line. In addition, potential antibiotic bulk medicines are being screened for consistency evaluation studies to prepare for the next round of Centralized Procurement.

During the reporting period, the National Medical Products Administration of China has accepted the New Drug Application for monoclonal antibody agent ebronucimab (PCSK9 monoclonal antibody) (AK102) on 30 June 2023, which is developed by AD Pharmaceuticals Co., Ltd. ("AD Pharmaceuticals"), a joint venture enterprise established by the Group. Phase II clinical work was carried out for clinical trials for Class I new drug registration of Pulocimab (AK109). On 8 February 2024, the Company's wholly-owned subsidiary, Dawnrays Biotechnology Capital (Asia) Limited entered into a share transfer agreement with Akeso Biopharma Co., Ltd. ("Akeso Biopharma"), pursuant to which 35% equity interest in AD Pharmaceuticals was transferred to Akeso Biopharma. For details, please refer to the announcement published by the Company on the website of the Stock Exchange on 9 February 2024.

研發方面，為整合本公司間接全資擁有附屬公司福建東瑞製葯有限公司(「福建東瑞」)、蘇州東瑞製葯及蘭州東瑞和間接非全資擁有附屬公司南京福美瑞信科技有限公司(「南京福美瑞信」)的研發團隊，優化研發資源而成立的蘇州東瑞先進技術研究院(「研究院」)於二零二三年四月進行揭牌儀式，並舉行了首屆東瑞製葯葯物研發與成果轉化創新太湖論壇，吸引了醫藥界專家及學者於蘇州東瑞製葯匯聚一起，實現本集團構建全新的葯物研發與資訊共享中心的第一步。研究院成立後已招聘一批人才，所有新立項都不需委外研發，目前有59%研發項目為自研項目，研發項目仍以仿製葯為基礎，主要集中研發首仿或前三位仿製葯物及改良型創新葯物以豐富東瑞的產品線；並篩選有潛力的抗生素原料葯品種進行一致性評價研究，為下一輪集採做好準備。

於報告期間，本集團投資建立的合資企業康融東方(廣東)醫葯有限公司(「康融東方」)研發之單抗葯物伊勞西單抗(PCSK9單克隆抗體)(AK102)的新葯上市許可申請已於二零二三年六月三十日獲國家葯品監督管理局受理，普絡西單抗(AK109)一類新葯註冊申請的臨床試驗研究仍在進行二期臨床工作中。於二零二四年二月八日本公司全資擁有附屬公司東瑞生物投資發展(亞洲)有限公司與中山康方生物醫葯有限公司(「中山康方」)簽訂股權轉讓協議把康融東方35%股權全數轉讓給中山康方，詳情請參閱本公司於二零二四年二月九日上載聯交所之公告。

OUTLOOK

Looking ahead, healthcare reform will continue to progress towards the Healthy China 2030 initiative, taking multiple measures and constantly updating them. Among them, the price of quality-assured drugs drop and the operation model and regulations of the pharmaceutical market will be reshaped to achieve an increasingly parallel supply and price, and reasonably reduce public medical expenditure. As more varieties of drugs will enter the national centralized procurement system, the centralized procurement business model is the most important model for sales of generic drugs in hospitals. The retail prices of products will gradually converge with centralized procurement prices, prompting enterprises to seek more transparent and cost-effective sales strategies and marketing channels. In terms of environmental protection, the central government will also formulate more regulations aimed at achieving the carbon peak by 2030 and carbon neutrality by 2060. Enterprises will need to invest more resources in production facilities to comply with these environmental regulations, which will increase the pressure on production costs.

The Group will continue, as always, to face the future actively and optimistically. With Dawnray's good corporate governance and pragmatic operations, we will keep recruiting excellent talent to bring new ideas and energy to the Company, increase investment in R&D, and renovate workshop facilities to expedite the introduction of new products to the market. At the same time, we will conduct lean production under the principle of prioritizing product quality, aiming to improve production capacity and control production costs, thereby enhancing the market competitiveness and operational efficiency of Dawnray's products. We will closely monitor market developments, flexibly adjust marketing strategies, deeply explore the end market to expand the coverage of our products, and actively develop overseas markets. With Dawnray's solid financial strength, the Group will be able to maintain stable business growth and create reasonable investment returns for the Company's shareholders.

APPRECIATION

The year 2023 marked the 20th anniversary of the listing of the Company on the Hong Kong Stock Exchange. I would like to take this opportunity to express my heartfelt thanks to the shareholders, directors of the Company, partners, managers and employees of the Group for their support to me and the Group in the past year.

By order of the Board

Li Kei Ling
Chairman

Hong Kong, 22 March 2024

展望

展望未來，醫改仍會持續向着2030健康中國的目標進發並多措並舉，不停更新，其中，讓質量有保證的藥品價格下降並重塑藥品市場運營方式和規範，以達致供應和價格愈趨平行，合理降低公共醫療開支。由於更多品種進入國家集採，集採業務模式是仿製藥醫院銷售最重要的模式。產品零售價格將逐漸趨同集採價格，促使企業尋求更透明、更具成本效益的銷售策略和營銷渠道。中央政府在環境保護方面，亦會朝2030年前碳達峰、2060年前碳中和的目標制定更多的條例，企業需投放更多資源在生產設施上以符合環保條例，將增加生產成本的壓力。

本集團仍將一如以往，積極樂觀面對，憑着東瑞良好的企業管治，務實經營，並持續招攬優秀人才為企業帶來新思維新動力，加大研發投入及相應車間配套設施改造以加快新產品上市，同時在產品質量第一的原則下進行精益生產，以求提高產能及控制生產成本，提升東瑞產品的市場競爭力及營運效益，並會密切監察市場發展狀況，靈活調動營銷策略，深挖終端市場拓闊產品的覆蓋範圍，同時積極開發海外市場。以東瑞穩健的財政實力，本集團將可維持業務穩健發展，為本公司股東創造合理的投資回報。

感謝

二零二三年為本公司於香港聯交所上市二十週年，藉此機會，本人衷心感謝本公司股東、董事及本集團業務夥伴、管理人員和員工一直以來對本人及本集團所作的支持與貢獻。

承董事會命

主席
李其玲

香港，二零二四年三月二十二日

REVIEW OF OPERATIONS

During the reporting period, the economy of China recovered and the pharmaceutical market was stable with movement in a positive direction. In the eighth and ninth batches of national tender process for centralized procurement, three products of Suzhou Dawnrays Pharmaceutical, namely “Xianshu” (Cefoperazone Sodium and Sulbactam Sodium for Injection: 1:1), “Lemidi” (Losartan Potassium and Hydrochlorothiazide Tablets) and “Peidi” (Azithromycin for Suspension) won the bids. During the reporting period, Suzhou Dawnrays Pharmaceutical, successfully completed the move out of the factory area on Tianling Road, and the “Suzhou Dawnrays Advanced Technology Research Institute” was formally established. The verification work of the factory area at Shanfeng Road of Suzhou Dawnrays Pharmaceutical was carried out smoothly, and the overseas registration of Lanzhou Dawnrays was progressing steadily. However, affected by the relocation of the factories of bulk medicines and intermediates and the centralized procurement of “Anneixi” (Losartan Potassium and Hydrochlorothiazide Tablets) and “Anmeiping” (Levamlodipine Besylate Tablets), the overall sales of the Group in 2023 was decreased by 9.9% as compared with the same period of the previous year. Of which, the sales volume and amount of anti-hypertensive drugs in “An” (安) series products decreased by 28.1% and 22.8% respectively, as compared with the same period of 2022; the sales volume and amount of Fujian Dawnrays series products which are mainly used for treating hyperlipidemia decreased by 3.7% and 5.9% respectively, as compared with the same period of 2022; the sales volume and amount of anti-allergic drugs “Xikewei” (西可韋) and “Xikexin” (西可新) decreased by 16.1% and 22.6% respectively, as compared with the same period of 2022; the sales volume and amount of Entecavir Dispersible Tablets, an anti-HBV drug respectively increased by 3.2% and decreased by 6.2% as compared with the same period of 2022.

Among the antibiotic series products, as “Xianshu” (Cefoperazone Sodium and Sulbactam Sodium for Injection: 1:1) won the bid in the national centralized procurement, the sales volume of powder for injection increased by 121.7% and the sales amount increased by 143.4% as compared with the same period of 2022; cephalosporin for oral was affected by production capacity, with sales volume decreased by 18.4% and sales amount decreased by 12.2% as compared with the same period of 2022; The sales volume of cephalosporin intermediates and bulk medicines decreased by 6.5% and the sales volume decreased by 7.8% as compared with the same period of 2022.

業務營運回顧

於報告期間，國內經濟恢復性增長，醫藥市場穩中向好。本集團在國家第八批、第九批集採招標中，蘇州東瑞製藥的「先舒」(注射用頭孢哌酮舒巴坦鈉1:1)、「樂米迪」(氯沙坦鉀氫氯噻嗪片)、「佩迪」(阿奇霉素干混懸劑)3個產品中選。本報告期間，蘇州東瑞製藥順利完成天靈路廠區搬遷，「蘇州東瑞先進技術研究院」正式掛牌成立，蘇州東瑞製藥善豐路廠區驗證工作順利進行，蘭州東瑞海外註冊穩步推進。惟受原料藥及中間體廠區搬遷和「安內喜」(氯沙坦鉀氫氯噻嗪片)、「安美平」(苯磺酸左氨氯地平片)集採的影響，本集團二零二三年總體銷售額與上年同期相比下降9.9%。其中：治療高血壓的「安」系列產品與二零二二年度同期相比銷售量下降28.1%，銷售額下降22.8%；以治療高血脂症為主的福建東瑞產品系列同期相比銷售量下降3.7%，銷售額下降5.9%；抗過敏藥物「西可韋」「西可新」同期相比銷售量下降16.1%，銷售額下降22.6%；抗乙肝病病毒藥物恩替卡韋分散片同期相比銷售量增長3.2%，銷售額下降6.2%。

抗生素系列產品中，由於「先舒」(注射用頭孢哌酮舒巴坦鈉1:1)在國家集採中中標，粉針劑與二零二二年度同期相比，銷售量增長121.7%，銷售額增長143.4%；口服頭孢受產能影響，與二零二二年度同期相比銷售量下降18.4%，銷售額下降12.2%；頭孢菌素中間體及原料藥與二零二二年度同期相比銷售量下降6.5%，銷售額下降7.8%。

During the year, the Group faced with the situation of multiple winning bids for the centralized procurement in alliance member regions. In response to the rapid changes in the market, the marketing management people appropriately adjusted the Group's product marketing ideas and sales strategies and strengthened the allocation of resources to explore new markets. Meanwhile, the Group made market development arrangements for new products, promoted the continuous development of the second and third end markets through the bid-winning of centralized procurement, continuously expanded the depth of cooperation with chain pharmacies, explored new business models such as pharmaceutical e-commerce, drove the Group's profitability in multiple rounds, and strove to achieve reasonable growth in the sales of its drugs in 2024, so as to contribute to the profit of the Group.

ANTI-HYPERTENSIVE PRODUCTS

The Group has advantages in anti-hypertensive series of products. Through more than 20 years of deep engagement of the Group in the pharmaceutical market, the series of products had a good brand reputation among doctors and patients with hypertension. Based on the Group's integration of the survey data of market research institutions, "Anneizhen" (安內真) was ranked in the leading position among similar products on the second and third market terminals in many cities and provinces in terms of sales, and gained considerable market shares. The sales of the series of products were RMB424,186,000 in 2023 (2022: RMB549,229,000), accounting for 36.8% of the sales of the Group. In the future, the Group's marketing management team will focus more on brand planning, channel building, price adjustment and academic promotion of the "An" (安) series products, improve product diversity, strengthen the access design of products for different markets by closely following up national policies related to chronic disease management, and further explore the new market.

ANTI-HYPERLIPIDEMIC PRODUCTS

Anti-hyperlipidemic products are products newly developed by the Group. During the year, with the national centralized procurement and centralized procurement in alliance member regions, there was a substantial increase in the retail markets of sales of Fujian Dawnrays's Atorvastatin Calcium Tablets. The sales of the anti-hyperlipidemic products were RMB292,331,000 (2022: RMB310,502,000), accounting for 25.4% of the sales of the Group. The Group ranked in leading position in the sales market in China in terms of such sales.

年內，面臨聯盟地區集採多家中標的局面。行銷管理人員因應市場急促變化，適當調整本集團產品行銷思路和銷售策略並加強配置資源，拓展新的市場。同時佈局新產品市場開發，通過集採中標帶動第二及第三終端市場持續發力，不斷拓展與連鎖藥店的合作深度，探索醫藥電商等新業務模式，多輪驅動集團盈利，力爭本集團藥品銷售在二零二四年取得合理增長，於本集團的盈利作出貢獻。

抗高血壓產品

抗高血壓系列產品是本集團傳統優勢領域，通過本集團在醫藥市場二十多年的深耕，該系列產品在醫生以及高血壓患者中擁有良好品牌口碑。據本集團綜合市場調研機構調查資料，「安內真」於多個省市在第二及第三終端的銷售處於同類產品領先位置，佔據可觀的市場份額。該系列產品二零二三年實現銷售額人民幣424,186,000元（二零二二年：人民幣549,229,000元），佔本集團銷售額36.8%。於未來本集團行銷管理層將著重關注「安」系列產品的品牌規劃、渠道建設、價格維護和學術推廣、豐富產品線，緊隨國家慢性病管理相關政策，加強對不同市場的產品准入設計，進一步開拓新的市場。

抗高血脂產品

抗高血脂產品是本集團新發展的治療領域。期內，福建東瑞持有的阿托伐他汀鈣片借助國家集採和聯盟地區集中採購零售市場大幅增長，該類產品實現銷售額人民幣292,331,000元（二零二二年：人民幣310,502,000元），佔本集團銷售額25.4%。銷售量在國內銷售市場處前列位置。

ANTIVIRAL PRODUCTS

The antiviral products are covered by the traditional treatment sector of the Group. With the “unique cyclodextrin inclusion technology”, Entecavir Dispersible Tablets of the Group have a good reputation among doctors and patients. During the year, the sales of the products in China were RMB124,828,000 (2022: RMB133,005,000), accounting for 10.8% of the sales of the Group, which was better than expectations, due to winning the bid for centralized procurement of drugs in national alliance member regions. The Group ranked in leading position in the sales market in China in terms of such sales.

POWDER FOR INJECTION

After years of sluggish adjustment, the antibiotic injection has shown a steady recovery in recent years. During the year, the “Xianshu” (Cefoperazone Sodium and Sulbactam Sodium for Injection 1:1) won the bid for the eighth batch of national centralized procurement, and the volume increased. With the continuous passing of the consistency evaluation of other powder injections, it will bring new profit growth points to the Group in the future.

INTERMEDIATES AND BULK MEDICINES

During the year, the bulk medicines production base of Lanzhou Dawnrays was completed and put into operation. The relocation project of Suzhou Dawnrays Pharmaceutical Co., Ltd. has been completed, and the new production workshops for cefoperazone sodium and sulbactam sodium have successfully completed the GMP certification and acceptance of bulk medicines in December 2023 and obtained notification of passing GMP compliance inspection on 13 March 2024. The Group was actively carried out the Related review and filing for bulk medicines and overseas registration declaration work for intermediates to further increase the market share, thus laying a solid foundation for the future sales of bulk medicines and intermediates.

抗病毒產品

抗病毒產品亦是本集團傳統治療領域，本集團恩替卡韋分散片憑藉「獨特的環糊精包合技術」，在醫患中有良好的口碑。期內憑藉國家聯盟地區集中採購中標，於國內銷售方面取得比預期較好的結果，銷售額人民幣124,828,000元（二零二二年：人民幣133,005,000元），佔本集團銷售額10.8%。銷售量在國內銷售市場處前列位置。

粉針劑

抗生素注射劑經歷多年的低迷調整，近年來呈現穩步回升的態勢，期內「先舒」（注射用頭孢哌酮舒巴坦鈉1:1）憑藉第八批國家集中採購中標，放量增長，隨著其他粉針劑的不斷通過一致性評價，將會為本集團未來帶來新的利潤增長點。

中間體及原料藥

年內，蘭州東瑞原料藥基地已建成投產；蘇州東瑞製藥有限公司搬遷項目已經完成，頭孢哌酮鈉及舒巴坦鈉新生產車間已於二零二三年十二月順利完成原料藥的GMP認證驗收工作並於二零二四年三月十三日獲通過GMP符合性檢查通知書。本集團積極開展原料藥關聯評審備案及中間體海外註冊申報工作，以期將來進一步提升市場佔有率，為未來原料藥及中間體的銷售打好堅實基礎。

PRODUCT RESEARCH AND DEVELOPMENT

The Group formally established the Suzhou Dawnrays Advanced Technology Research Institute in April 2023 to coordinate with and manage the technical R&D teams of the subsidiaries of Dawnrays Group, integrate the technical forces in the R&D of generic drugs and new drugs, and improve the Group's R&D level. Meanwhile, the Research Institute will become a cooperation platform for the Group to introduce new drug research and development. Through years of continuous investment in research and development, the Group maintains the launch of new products every year, adding new momentum to the Group's future development.

Apart from the description in the following section of "NEW PRODUCTS AND PATENT LICENSING", the Group's ongoing projects cover the therapeutic areas of the circulatory system, digestive system, endocrine system, ophthalmology, dermatology, pediatrics, orthopedics, gynecology, antiviral drugs, etc., and involve bio-pharmaceuticals, polypeptide drugs, chemical pharmaceuticals, etc. The Group will continuously invest more resources in the research and innovation of production technology and products, for developing generics of the system specific medicines, exploring Class 3 drugs and some innovative drugs and seeking various scientific research cooperation opportunities to optimize product structure and profit base.

CONSISTENCY EVALUATION

As of 31 December 2023, according to statistics by product specification, the Group conducted quality and efficacy research on 32 varieties, the applications for 20 varieties (namely Entecavir Dispersible Tablets (0.5mg), Amlodipine Besylate Tablets (5mg), Amlodipine Besylate Tablets (2.5mg), Levocetirizine Dihydrochloride Tablets (5mg), Cetirizine Hydrochloride Tablets (10mg), Metformin Hydrochloride Tablet (250mg), Azithromycin Tablets (250mg), Clarithromycin Tablets (250mg), Telmisartan Tablets (40mg), Telmisartan Tablets (80mg), Cefprozil Tablets (250mg), Cefoperazone Sodium and Sulbactam Sodium for Injection (1.0g), Cefoperazone Sodium for Injection (1.0g), Azithromycin for Suspension (0.1g), Losartan Potassium and Hydrochlorothiazide Tablets (50mg/12.5mg), Ceftriaxone Sodium for Injection (1.0g), Cefmetazole Sodium for Injection (0.5g), Cefmetazole Sodium for Injection (1.0g), Cefoperazone Sodium and Sulbactam Sodium for Injection (2:1) (1.5g)) and Cefoperazone Sodium and Sulbactam Sodium for Injection (2:1) (3.0g) were approved. The applications for consistency evaluation for 11 varieties have been submitted to the Center for Drug Evaluation, NMPA. Moreover, pharmaceutical research into 1 of such varieties is ongoing.

產品研發

本集團於二零二三年四月，「蘇州東瑞先進技術研究院」正式掛牌，以統籌協調管理東瑞集團各子公司的研發技術團隊，整合仿製藥和新藥研發的技術力量，提高集團研發水準。同時該研究院將成為本集團引進新藥研發的合作平台。通過多年持續的加大研發投入，本集團保持每年有新產品上市，為本集團未來發展增加新動能。

除於下列「新產品和專利授權情況」一節所述外，本集團在研項目覆蓋治療領域包括循環系統、消化系統、內分泌系統、眼科、皮膚科、兒科、骨科、婦科及抗病毒藥物等。涉及生物製藥、多肽類藥物和化學製藥等。本集團將持續投入更多資源於生產技術和產品的研發創新，用於系統專科藥物仿製藥的開發，同時進行對三類新藥和一些創新藥的探索，並對外尋求各種科研合作機會，以優化產品結構和盈利基礎。

一致性評價

截至二零二三年十二月三十一日止，按產品規格統計，本集團進行品質和療效一致性研究共32個，其中20個品（恩替卡韋分散片(0.5mg)、苯磺酸氨氯地平片(5mg)、苯磺酸氨氯地平片(2.5mg)、鹽酸左西替利嗪片(5mg)、鹽酸西替利嗪片(10mg)、鹽酸二甲雙胍片(250mg)、阿奇霉素片(250mg)、克拉霉素片(250mg)、替米沙坦片(40mg)、替米沙坦片(80mg)、頭孢丙烯片(250mg)、注射用頭孢哌酮鈉舒巴坦鈉(1.0g)、注射用頭孢哌酮鈉(1.0g)、阿奇霉素干混懸劑(0.1g)、氯沙坦鉀氫氯噻嗪片(50mg/12.5mg)、注射用頭孢曲松鈉(1.0g)、注射用頭孢美唑鈉(0.5g)、注射用頭孢美唑鈉(1.0g)、注射用頭孢哌酮鈉舒巴坦鈉(2:1)(1.5g)及注射用頭孢哌酮鈉舒巴坦鈉(2:1)(3.0g)的申請已獲批准。11個品規已向國家藥品監督管理局藥品評審中心進行一致性評價申請。此外1個品規正在進行藥學研究。

管理層討論及分析

OTHER MATTERS

During the year, the Group continued improving production, safety, product quality, human resources, compliance management, information, internal audit etc., and endeavored to enhance the risk control capability and improve the operating level of various systems, in an attempt to maintain the Group's sustainable development in the fierce business competition environment.

PRODUCTION AND SALES

For the year ended 31 December 2023, there was a decrease of 2.2% in the production volume and 6.5% in the sales volume of intermediates and bulk medicines of the Group, as compared with 2022. There was an increase of 131.1% in the production volume and an increase of 121.7% in the sales volume of cephalosporin powder for injection, as compared with last year. The decreases in the production and sales volume of intermediates and bulk medicines were mainly due to the impact of relocation of Dawnrays Nantong and the factory of Suzhou Dawnrays Pharmaceutical on Tianling Road, while the increase in the sales volume of powder for injection was due to the winning bid of "Xianshu" in the eighth batch of national centralized procurement. There was a decrease of 11.2% in the production volume and a decrease of 11.8% in the sales volume of solid-dosage-forms as compared with the same period of last year. In terms of international business, the Group's sales in overseas markets declined due to the impact of relocation of Dawnrays Nantong and the factory of Suzhou Dawnrays Pharmaceutical on Tianling Road. The sales of overseas markets accounted for 1.5% of the total sales of the Group.

其他事宜

年內，本集團於生產、安全、產品品質、人力資源、合規管理、資訊化及內部審計等方面亦不斷改進，提高風險管控能力及完善各體系運作水準，以確保本集團於激烈的業務競爭環境中保持可持續發展。

生產銷售情況

截至二零二三年十二月三十一日止年度，本集團中間體及原料藥的生產量及銷售量與二零二二年比較，分別為生產量減少2.2%，銷售量減少6.5%。頭孢菌素粉針劑的生產量較去年增加131.1%，銷售量較去年增加121.7%。中間體原料藥的生產量和銷售量減少主要是東瑞南通和蘇州東瑞製藥天靈路廠區搬遷影響，粉針劑銷售量增加是「先舒」在國家第八批集採中中標。固型劑的生產量比去年同期減少11.2%，銷售量比去年同期減少11.8%。國際業務方面，受東瑞南通和蘇州東瑞製藥天靈路廠區搬遷影響，本集團海外市場銷售下滑。海外市場銷售佔本集團總體銷售份額的1.5%。

NEW PRODUCTS AND PATENT LICENSING

In 2023, the Group applied to the Center for Drug Evaluation, CFDA for the registration of a total of 14 varieties, including 11 supplementary applications (consistency evaluation) applications and 3 supplementary applications (additional specifications) applications. In 2023, the Company obtained 17 drug approvals, including 6 approvals for marketing approval of Class 4 chemical drugs, 2 approvals for APIs, 7 approvals for supplementary applications and 2 recordation documents.

In 2023, the Group obtained a total of 5 national patent certificates (including 1 invention patent, 3 utility model patents and 1 appearance design patent):

- 1) "A preparation method for a high-purity Cefmetazole Inner ester", patent number: ZL202111626415.6
- 2) "Dry granulator", patent number: ZL202321427796.X
- 3) "An intelligent high-speed box packing machine", patent number: ZL202321642638.6
- 4) "A multifunctional high-speed bottle sorting machine", patent number: ZL202321540411.0
- 5) "Inner-cap (medicine bottle)", patent number: ZL20230101390.1

HONORS AWARDED TO THE GROUP IN 2023

Time of Awards Honors

April 2023	Fujian Dawnrays Pharmaceutical Co., Ltd. was awarded the "High and New Technology Enterprise" certificate by the Department of Science and Technology of Fujian Province; Fujian Dawnrays Pharmaceutical Co., Ltd. was awarded the title of "Health Enterprise" by Healthy Licheng Construction Leading Group of Licheng District in Putian.
September 2023	Lanzhou Dawnrays Pharmaceutical Co., Ltd. was awarded the "ISO Quality Management System Certification" by the National Certification and Accreditation Supervision Committee.
October 2023	Fujian Dawnrays Pharmaceutical Co., Ltd. was awarded the title of "Advanced Collective for the Development of Key Industries in Putian" by the Putian Municipal People's Government.

新產品和專利授權情況

二零二三年，共有14個品規向國家藥品監督管理局藥品審評中心進行了註冊申報，其中補充申請（一致性評價）申報11個，補充申請（增加規格）申報3個。二零二三年獲得藥品批件17個，其中獲化藥4類上市許可批件6個；原料藥批件2個；補充申請批件7個，備案件2個。

二零二三年，本集團共獲得5項國家專利證書（含1項發明專利、3項實用新型專利和1項外觀設計專利）：

- 1) 「一種高純度頭孢美唑內酯的製備方法」專利號：ZL202111626415.6
- 2) 「乾法製粒機」專利號：ZL202321427796.X
- 3) 「一種智能高速裝盒機」專利號：ZL202321642638.6
- 4) 「一種多功能高速理瓶機」專利號：ZL202321540411.0
- 5) 「內蓋（藥瓶）」專利號：ZL20230101390.1

二零二三年全年授予本集團之榮譽

頒授時間	榮譽
二零二三年四月	福建東瑞製藥有限公司獲福建省科技廳頒發「高新技術企業」證書； 福建東瑞製藥有限公司獲莆田市荔城區健康荔城建設領導小組頒發「健康企業」稱號。
二零二三年九月	蘭州東瑞製藥有限公司獲國家認證認可監督委員會頒發「ISO質量管理體系認證證書」。
二零二三年十月	福建東瑞製藥有限公司獲「莆田市人民政府頒發莆田市重點產業發展先進集體」稱號。

Time of Awards Honors

November 2023 Suzhou Dawnrays Pharmaceutical Co., Ltd. obtained the certificate of “High-tech Enterprise” issued by the Jiangsu Provincial Department of Science and Technology;

December 2023 Suzhou Dawnrays Pharmaceutical Co., Ltd. has passed the review and certification of “Jiangsu multinational company regional headquarters” and “Suzhou headquarters enterprise”.

Suzhou Dawnrays Pharmaceutical Co., Ltd. was awarded the qualification of “Specialized, Fine, Unique and Innovative Enterprise in Jiangsu Province” by the Jiangsu Provincial Department of Industry and Information Technology; and was awarded the honorary title of “Contract-abiding and Credit-worthy Enterprise in Jiangsu Province from 2021 to 2022”.

January 2024 Fujian Dawnrays Pharmaceutical Co., Ltd. won the 2023 “Special Award for Enterprises with Outstanding Economic Contribution” issued by the CPC Committee and the District Government of Licheng District.

Suzhou Dawnrays Pharmaceutical Co., Ltd. was awarded the “2023 Advanced Unit of Guangcai Business” by Wuzhong District Federation of Industry and Commerce.

February 2024 Fujian Dawnrays Pharmaceutical Co., Ltd. was awarded the “2023 Outstanding Economic Contribution Award” by Putian Municipal Party Committee and Municipal Government (tax payment of RMB50,000,000 to RMB100,000,000).

March 2024 Suzhou Dawnrays Pharmaceutical Co., Ltd. was awarded the “Enterprise with Outstanding Contribution to Tax Payment” in 2023 by Suzhou Wuzhong Economic and Technological Development Zone.

Suzhou Dawnrays Pharmaceutical Co., Ltd. was awarded the “Excellent Enterprise” certificate for 2023 by Suzhou Wuzhong Economic and Technological Development Zone.

頒授時間

榮譽

二零二三年十一月蘇州東瑞製藥有限公司獲得江蘇省科技廳「高新技術企業」證書；

二零二三年十二月蘇州東瑞製藥有限公司通過「江蘇省跨國公司地區總部」、「蘇州市總部企業」覆核認定。

蘇州東瑞製藥有限公司獲得江蘇省工信廳「江蘇省專精特新企業」資格認定；獲「2021–2022年江蘇省守合同重信用企業」榮譽稱號。

二零二四年一月 福建東瑞製藥有限公司獲荔城區委、區政府頒發的2023年度「突出經濟貢獻企業特等獎」。

蘇州東瑞製藥有限公司獲吳中區工商聯頒發的「2023年度光彩事業先進單位」。

二零二四年二月 福建東瑞製藥有限公司獲莆田市委、市政府頒發的「2023年度突出經濟貢獻獎」(納稅5,000萬–1億元)。

二零二四年三月 蘇州東瑞製藥有限公司獲蘇州吳中經濟技術開發區頒發的2023年度「納稅突出貢獻企業」。

蘇州東瑞製藥有限公司獲蘇州吳中經濟技術開發區頒發的2023年度「優秀企業」證書。

FINANCIAL REVIEW

SALES AND GROSS PROFIT

For the year ended 31 December 2023, the Group recorded a turnover of approximately RMB1,151,145,000, decreased by RMB126,537,000 or 9.9% compared with last year, of which the turnover of intermediates and bulk medicines was RMB129,419,000, decreased by RMB11,022,000 or 7.8% compared with last year. The turnover of finished drugs was RMB1,021,726,000, decreased by RMB115,515,000 or 10.2% compared with last year. The decrease in the sales of intermediates and bulk medicines was mainly affected by the suspension of production and relocation of factory of Suzhou Dawnrays Pharmaceutical located on Tianling Road. The decrease in the sales of finished drugs was mainly due to the impact of centralized procurement of “Anneixi” (Losartan Potassium and Hydrochlorothiazide Tablets) and “Anmeiping” (Levamlodipine Besylate Tablets) of Suzhou Dawnrays Pharmaceutical.

Sales amount of finished drugs, comprising system specific medicines, powder for injection and tablets of cephalosporin and other oral solid-dosage-form of antibiotics, reached approximately RMB1,021,726,000. Taking into account of the total turnover, sales amount of finished drugs was approximately 88.8%, decreased by 0.2 percentage points compared with last year, of which the sales amount of system specific medicines accounted for 90.8% of sales of finished drugs.

Gross profit was approximately RMB641,519,000, decreased by RMB132,032,000 compared with last year, representing a decrease of 17.1%. Gross profit margin decreased by approximately 4.8 percentage points to 55.7% from 60.5% as in last year. It was mainly due to the decline in the sales of high gross profit product “Anneixi” and the production costs increased with unattainable production capacity of Lanzhou Dawnrays.

財務回顧

銷售及毛利

截至二零二三年十二月三十一日止年度，本集團全年銷售額約人民幣1,151,145,000元，比上年下降9.9%，銷售額減少人民幣126,537,000元。其中中間體及原料藥銷售額人民幣129,419,000元，比去年下降7.8%，銷售額減少人民幣11,022,000元；成藥銷售額人民幣1,021,726,000元，比去年下降10.2%，銷售額減少人民幣115,515,000元。中間體及原料藥銷售額的減少主要受蘇州東瑞製藥天靈路廠區搬遷停產的影響，成藥銷售額減少主要受蘇州東瑞製藥「安內喜」（氯沙坦鉀氫氯噻嗪片）、「安美平」（苯磺酸左氨氯地平片）集採的影響。

成藥包括系統專科藥、頭孢菌素的粉針劑、片劑及其他口服抗生素固型劑，銷售金額約人民幣1,021,726,000元。成藥的銷售金額佔總體銷售金額的比重約88.8%，較去年的銷售比重減少了0.2個百分點。其中系統專科藥佔成藥銷售的比重約90.8%。

毛利額約人民幣641,519,000元，比去年減少約人民幣132,032,000元，減少17.1%。毛利率為55.7%，較去年的60.5%下降了約4.8個百分點。主要是高毛利產品「安內喜」銷售減少及蘭州東瑞未達產成本增加的影響。

Management Discussion and Analysis

管理層討論及分析

TABLE OF TURNOVER ANALYSIS — BY PRODUCT

營業額分析 — 按產品劃分

PRODUCT 產品	TURNOVER 營業額			SALES BREAKDOWN 銷售比例		
	(RMB'000) (人民幣千元)	(RMB'000) (人民幣千元)	(RMB'000) (人民幣千元)	(%) (%)	(%) (%)	Percentage points changes 百分點 變幅
	2023 二零二三年	2022 二零二二年	changes 變幅	2023 二零二三年	2022 二零二二年	
Intermediates and Bulk Medicines 中間體及原料藥	129,419	140,441	-11,022	11.2	11.0	0.2
Finished Drugs 成藥	1,021,726	1,137,241	-115,515	88.8	89.0	-0.2
Overall 總體	1,151,145	1,277,682	-126,537	100.0	100.0	-

EXPENSES

During the year, the total expenses incurred were approximately RMB372,300,000, representing an increase of RMB12,114,000 from RMB360,186,000 in the previous year, and accounted for 32.3% of the turnover (2022: 28.2%). As COVID-19 in China has been reclassified under “Class-B infectious diseases”, the Group fully resumed all sales and promotion activities and enhanced the development of the secondary and tertiary end markets. The selling expenses increased by RMB4,316,000 as compared with last year, and the selling expense ratio was 12.8%. The administrative expenses decreased by RMB8,852,000 as compared with last year, mainly due to the impact of land amortisation of Suzhou Dawnrays Pharmaceutical and the decrease in environmental protection charges of Dawnrays Nantong. Finance expenses were RMB989,000, representing an increase of RMB618,000 as compared with the previous year. Research and development expenses increased by RMB11,330,000 as compared with the previous year. Other expenses increased by RMB4,702,000 as compared with last year, mainly because of the effect of exchange loss related to the loan provided to AD Pharmaceuticals and the liquidation of Dawnrays Nantong.

費用

年內，費用總支出約共人民幣372,300,000元，較去年人民幣360,186,000元增加人民幣12,114,000元。佔營業額的比例為32.3%（二零二二年：28.2%）。由於國內新冠肺炎疫情轉為「乙類乙管」，本集團全面恢復各項銷售推廣活動及加大第二及第三終端市場開發力度，銷售費用比去年增加人民幣4,316,000元，銷售費用率12.8%。行政費用較去年減少人民幣8,852,000元，主要是蘇州東瑞製藥土地攤銷及東瑞（南通）的環境保護費減少所致。財務費用人民幣989,000元，比上年增加人民幣618,000元。研發費比去年增加人民幣11,330,000元。其他費用比去年增加人民幣4,702,000元，主要是康融東方借款及清算東瑞南通匯兌損失的影響。

SEGMENT PROFIT

For the year ended 31 December 2023, the segment profit from the finished drugs segment was approximately RMB487,277,000, representing a decrease of RMB121,529,000 compared with RMB608,806,000 in 2022, mainly due to decrease in the sales of finished drugs. The intermediates and bulk medicines had segment loss of RMB32,692,000 while it was segment loss of RMB17,775,000 in 2022. The loss was mainly attributable to the low output of Lanzhou Dawnrays resulting in high production costs.

INTERESTS AND RIGHTS IN AN ASSOCIATE

Dawnrays Biotechnology Capital (Asia) Ltd. (“Dawnrays Biotechnology”), a subsidiary of the Group invested a total of RMB185,000,000 for 35% share interest in AD Pharmaceuticals Co., Ltd. (“AD Pharmaceuticals”). During the year, Dawnrays Biotechnology paid a total of RMB66,500,000 to AD Pharmaceuticals in accordance with the shareholder loan agreement signed with AD Pharmaceuticals in October 2022. Together with the loan of RMB49,000,000 in 2021, the total amount was RMB115,500,000 (“Interest-bearing Shareholder Loan”). Since the Group shared an investment loss of approximately RMB40,933,000 (2022: RMB61,905,000), in proportion to the investment percentage in AD Pharmaceuticals in 2023, the net book value of Investment in an associate and the Loan to an associate as at 31 December 2023 were RMB0 (2022: RMB25,345,000) and RMB106,457,000 (2022: RMB51,825,000) respectively. On 8 February 2024, Dawnrays Biotechnology entered into a share transfer agreement with Akeso Biopharma Co. Ltd. (“Akeso Biopharma”) to sell the 35% share interest of AD Pharmaceuticals to Akeso Biopharma for approximately RMB267,387,000. Dawnrays Biotechnology received the repayment of Interest-bearing Shareholder Loan of RMB115,500,000 plus after-tax interest of approximately RMB6,039,000 on 12 March 2024 according to the share transfer agreement.

分類溢利

截至二零二三年十二月三十一日止年度，成藥分部的分類溢利約人民幣487,277,000元，較二零二二年人民幣608,806,000元減少人民幣121,529,000元。主要是成藥銷售減少的影響。中間體及原料藥分部的分類虧損人民幣32,692,000元，二零二二年為虧損人民幣17,775,000元，主要是蘭州東瑞產量少導致生產成本高所致。

分佔於聯營公司之權益

本集團附屬公司東瑞生物投資發展(亞洲)有限公司(「東瑞生物」)合計共投資人民幣185,000,000元以持有35%康融東方(廣東)醫藥有限公司(「康融東方」)股權。年內，東瑞生物按二零二二年十月與康融東方簽署之股東借款協議共支付人民幣66,500,000元；加上二零二一年借款人民幣49,000,000元累計借款人民幣115,500,000元(「計息股東貸款」)，由於本集團按投資比例承擔康融東方二零二三年虧損約人民幣40,933,000元(二零二二年：人民幣61,905,000元)，於二零二三年十二月三十一日，於聯營公司之投資及貸款予聯營公司的帳面淨值分別為人民幣0元(二零二二年：人民幣25,345,000元)及人民幣106,457,000元(二零二二年：人民幣51,825,000元)。於二零二四年二月八日東瑞生物與中山康方生物醫藥有限公司(「中山康方」)簽訂股權轉讓協議以約人民幣267,387,000元轉售35%康融東方股權給中山康方，根據股權轉讓協議，東瑞生物已於二零二四年三月十二日收回計息股東貸款人民幣115,500,000元及稅後利息約人民幣6,039,000元。

PROFIT ATTRIBUTABLE TO OWNERS OF THE PARENT

For the year ended 31 December 2023, profit attributable to owners of the parent amounted to approximately RMB326,000,000 representing a decrease of RMB32,057,000 or 9.0% compared with RMB358,057,000 in last year. During the year, there was a net gain of RMB118,858,000 contributed from disposal of assets resulting from the relocation of factory of Suzhou Dawnrays Pharmaceutical located at Tianling Road (2022: gain from asset disposal of subsidiary RMB39,670,000), share of loss of RMB40,933,000 for the investment in AD Pharmaceuticals (2022: RMB61,905,000) and the exchange loss of RMB1,879,000 due to liquidation of Dawnrays Nanong. Excluding the above factors, the actual operating profit attributable to owners of the parent was RMB249,954,000 (2022: RMB380,292,000), decreased by 34.3% compared with last year.

ANALYSIS ON THE RETURN ON ASSETS

As at 31 December 2023, net assets attributable to owners of the parent were approximately RMB2,854,656,000. The return on net assets, which is defined as the profit attributable to owners of the parent divided by net assets attributable to owners of the parent was 11.4% (2022: 13.6%). The current ratio and quick ratio was 2.57 and 2.26 respectively. Turnover days for trade receivables were approximately 57 days. Turnover days for trade receivables including bills receivables were approximately 113 days. Turnover days for inventory were approximately 160 days.

FINANCIAL ASSETS AT FAIR VALUE THROUGH PROFIT OR LOSS

As at 31 December 2023, the Group had financial assets at fair value through profit or loss including:

- (i) invested in certain Hong Kong public listed shares amounted approximately RMB10,333,000 (31 December 2022: approximately RMB10,500,000);
- (ii) purchased certain wealth management products (all were structured deposits) of approximately RMB150,000,000 (31 December 2022: RMB170,000,000) of floating interest rate principal-preservation type with annual interest rate from 1.0% to 3.49% from 4 good credit worth banks in China. The expected yield would be approximately RMB538,000 in total. The wealth management products were mainly relatively lower risk of default. All principal and interests will be paid together on the maturity date. The Board believes that the investment

母公司擁有人應佔溢利

截至二零二三年十二月三十一日止年度，母公司擁有人應佔溢利約人民幣326,000,000元，較二零二二年人民幣358,057,000元，減少人民幣32,057,000元，下降9.0%。年內，蘇州東瑞製藥天靈路廠區搬遷資產處置淨收益人民幣118,858,000元(二零二二年：附屬公司資產處置收益人民幣39,670,000元)；投資康融東方分擔虧損人民幣40,933,000元(二零二二年：人民幣61,905,000元)，及清算本集團附屬公司東瑞南通之匯兌虧損人民幣1,879,000元非經常性項目，撇除以上因素，二零二三年母公司擁有人應佔經營溢利實際為人民幣249,954,000元(二零二二年：人民幣380,292,000元)，較二零二二年下降34.3%。

資產盈利能力分析

於二零二三年十二月三十一日，母公司擁有人應佔淨資產約人民幣2,854,656,000元，淨資產收益率(界定為母公司擁有人應佔溢利除以母公司擁有人應佔淨資產)為11.4%(二零二二年：13.6%)。流動比率和速動比率分別為2.57和2.26，應收賬款周轉期約57日，應收賬款(含應收票據)周轉期約113日，存貨周轉期約160日。

以公允值計量且其變動計入損益之財務資產

於二零二三年十二月三十一日，本集團持有以公允值計量且其變動計入損益之財務資產包括：

- (i) 投資若干於香港公開上市股權約人民幣10,333,000元(於二零二二年十二月三十一日：約人民幣10,500,000元)；
- (ii) 於4家中國信用良好的銀行購買若干保本浮動收益的理財產品(均是結構性存款)約人民幣150,000,000元(於二零二二年十二月三十一日：人民幣170,000,000元)，年利率為1.0%–3.49%之間，預期收益共約人民幣538,000元。理財產品主要為違約風險相對較低，所有本金和利息於到期日一併支付。董事會認為投資上述理財產品能加強本集團財務狀況及為本集團

in aforementioned wealth management products can strengthen the financial position of the Group and bring the fruitful contribution to the profit of the Group.

As at 31 December 2023, the above mentioned financial assets at fair value through profit or loss amounted to approximately RMB160,871,000 (31 December 2022: approximately RMB181,357,000), representing approximately 4.4% (31 December 2022: 4.9%) of the total assets of the Group. For the year ended 31 December 2023, the Group recorded net gain of approximately RMB5,677,000 (2022: RMB7,204,000) on the financial assets at fair value through profit or loss.

- (iii) considering business cooperation and financial investment, the Group invested RMB20,000,000 to hold 1,895,735 shares of Waterstone Pharmaceuticals (Wuhan) Co., Ltd. (stock code: 873938), accounting for 1.48% of share interest.

The Board believes that the investment in equity investment and financial assets can diversify the investment portfolio of the Group and achieve a better return to the Group in future.

LIQUIDITY AND FINANCIAL RESOURCES

As at 31 December 2023, the Group had cash and bank balances approximately RMB905,826,000 (as at 31 December 2022: RMB811,682,000). During the year, the net cash inflows from operating activities was approximately RMB338,400,000 (2022: RMB434,266,000). Net cash outflows from investing activities was approximately RMB387,573,000 (2022: net cash outflows RMB175,013,000). Net cash inflows from financing activities was approximately RMB2,070,000 (2022 net cash outflows: RMB92,701,000).

As at 31 December 2023, the Group had aggregate bank facilities of approximately RMB1,270,000,000 (as at 31 December 2022: RMB1,370,000,000). As at 31 December 2023, the Group's interest-bearing bank and other borrowings was RMB120,060,000 (as at 31 December 2022: RMB6,434,000), and the debt ratio (defined as sum of interest-bearing bank borrowings over total assets) of the Group was 3.3% (as at 31 December 2022: 0.18%). The above mentioned bank and other borrowings were short-term loans not more than 1 year and the interest rate were fixed ranging from 1.1% to 3.9%.

帶來豐厚收益。

於二零二三年十二月三十一日，上述以公允價值計量且其變動計入損益之財務資產合共約人民幣160,871,000元(二零二二年十二月三十一日：約人民幣181,357,000元)，佔本集團總資產約4.4%(二零二二年十二月三十一日：4.9%)。截至二零二三年十二月三十一日止年度，本集團合共錄得以公允價值計量且其變動計入損益之財務資產收益淨額約人民幣5,677,000元(二零二二年：人民幣7,204,000元)。

- (iii) 考慮業務合作和財務投資，本集團投資人民幣20,000,000元以持有1,895,735股中美華世通生物醫藥科技(武漢)股份有限公司(股票代碼873938)，佔股權1.48%。

董事會認為投資於股權投資及財務資產能使本集團投資組合多元化及未來取得更佳收益。

流動資金及財政資源

於二零二三年十二月三十一日，本集團持有現金及銀行存款約人民幣905,826,000元(於二零二二年十二月三十一日：人民幣811,682,000元)。年內，經營業務的現金流入淨額約人民幣338,400,000元(二零二二年：人民幣434,266,000元)；使用在投資活動的現金流出淨額約人民幣387,573,000元(二零二二年：流出淨額人民幣175,013,000元)；使用在融資活動的現金流入淨額約人民幣2,070,000元(二零二二年：流出淨額人民幣92,701,000元)。

於二零二三年十二月三十一日，本集團之銀行信貸總額約人民幣1,270,000,000元(於二零二二年十二月三十一日：人民幣1,370,000,000元)。於二零二三年十二月三十一日，本集團之計息銀行及其他借貸為人民幣120,060,000元(於二零二二年十二月三十一日：人民幣6,434,000元)。本集團之負債比率(界定為計息銀行借貸除以資產總值)為3.3%(於二零二二年十二月三十一日：0.18%)。上述銀行借貸均為不超過一年的借貸及利率為1.1%至3.9%的固定息率。

Management Discussion and Analysis

管理層討論及分析

As at 31 December 2023, the Group had trade receivables of approximately RMB152,385,000 (as at 31 December 2022: RMB208,828,000), decreased by 27.0% compared to 2022, mainly due to the impact of decrease in sales of bulk medicines and short payment cycle for centralized procurement.

As at 31 December 2023, the inventory balance of the Group was approximately RMB211,107,000 (as at 31 December 2022: RMB241,746,000), representing a decrease of RMB30,639,000 as compared with 2022, mainly due to the decrease in the stocking of bulk medicines and intermediates.

As at 31 December 2023, the Group's contracted but not provided for plant and machinery capital commitments amounted to approximately RMB62,588,000 (as at 31 December 2022: RMB110,318,000), which was mainly related to Suzhou Dawnrays Pharmaceutical relocation construction project and Lanzhou Dawnrays intermediates and bulk medicines production base project.

SUBSTANTIAL INVESTMENT

Nanjing PharmaRays, a majority-owned subsidiary of the Group and a research and development company, owned as to 65% by Suzhou Dawnrays Pharmaceutical, had the registered capital of RMB50,000,000, and Suzhou Dawnrays Pharmaceutical made a capital contribution of RMB32,500,000, in accordance with the joint venture agreement. As at 31 December 2023, the registered capital subscribed by the other shareholder amounted to RMB17,500,000, of which RMB17,000,000 was paid.

於二零二三年十二月三十一日，本集團應收貿易賬款額約人民幣152,385,000元（於二零二二年十二月三十一日：人民幣208,828,000元），較二零二二年下降27.0%，主要是原料藥銷售減少及集採貨款回款週期短的影響。

於二零二三年十二月三十一日，本集團存貨餘額約人民幣211,107,000元（於二零二二年十二月三十一日：人民幣241,746,000元），較二零二二年減少人民幣30,639,000元。主要是原料藥及中間體庫存減少的影響。

於二零二三年十二月三十一日，本集團已訂約但未作撥備的廠房及機器資本開支承擔共約人民幣62,588,000元（於二零二二年十二月三十一日：人民幣110,318,000元），主要涉及蘇州東瑞製藥搬遷工程項目及蘭州東瑞中間體原料藥生產基地項目。

重大投資

本集團控股附屬公司南京福美瑞信（一間研發型企業，蘇州東瑞製藥佔65%股份）之註冊資本為人民幣50,000,000元，蘇州東瑞製藥已根據合資協議投入認繳註冊資本人民幣32,500,000元。於二零二三年十二月三十一日，其他股東認繳的註冊資本人民幣17,500,000元，其中人民幣17,000,000元已繳。

During the reporting period, the factory of Suzhou Dawnrays Pharmaceutical located at Wuzhong Economic and Technological Development Zone was relocated from Tianling Road to Shanfeng Road of Wusongjiang Chemical Industrial Park in Wuzhong Economic and Technological Development Zone due to the urban planning adjustment of Wuzhong Economic and Technological Development Zone by the Suzhou Municipal People's Government. Suzhou Dawnrays Pharmaceutical and the local government signed a relocation compensation agreement on 20 December 2017. The agreed relocation compensation amounted to approximately RMB351,200,000. As at 31 December 2023, Suzhou Dawnrays Pharmaceutical received the relocation compensation of RMB175,595,000 and has completed its move out of Tianling Road factory of Suzhou Dawnrays Pharmaceutical. The planned investment in new factory located at Shanfeng Road was RMB519,799,000. The construction of the solvent recovery workshop was completed and put into operation. Bulk material workshops obtained notification of passing GMP compliance inspection on 13 March 2024. Other production workshops had been completed and were undergoing pre-production verification. During the year, Dawnrays International made a capital contribution of US\$20,000,000 to Suzhou Dawnrays Pharmaceutical.

Dawnrays (Nantong) Pharmaceutical Science and Technology Co., Ltd., a subsidiary of the Group, was deregistered in January 2024.

The registered capital of Lanzhou Dawnrays Pharmaceutical Co., Ltd. the intermediates and bulk medicines production base of the Group, was RMB540,344,000. During the year, Suzhou Dawnrays Pharmaceutical invested the registered capital of RMB105,000,000. As at 31 December 2023, the accumulated registered capital invested was RMB425,750,365. Lanzhou Dawnrays, with 250 mu land area, its main products are cephalosporin bulk medicines and intermediates, system specific bulk medicines, raw materials of enzyme inhibitors, and raw materials of health supplements. The planned investment in the project was RMB482,050,000. The construction of phase 1 of the project was completed and put into operation.

During the year, the goodwill arising from the acquisition of Top Field Limited and its subsidiary Fujian Dawnrays ("Fujian Dawnrays Goodwill") amounted to RMB241,158,000. The Group is required to check, at each reporting period end, whether the recoverable amount based on the value in use of the cash-generating unit of Fujian Dawnrays exceeds the carrying value at 31 December 2023. After an assessment, the Group believes that there were no indications of impairment on Fujian Dawnrays Goodwill as at 31 December 2023.

本報告期間，由於蘇州市人民政府對吳中經濟技術開發區城市規劃調整，蘇州東瑞製藥吳中經濟技術開發區天靈路廠區已搬遷至吳中經濟技術開發區吳淞江化工園區善豐路。蘇州東瑞製藥於二零一七年十二月二十日與所在地政府簽署拆遷補償協議，雙方協議之拆遷補償金額約人民幣351,200,000元，截至二零二三年十二月三十一日止蘇州東瑞製藥已收到拆遷補償金人民幣175,595,000元並已完成遷出天靈路廠區，新善豐路廠區計劃投資人民幣519,799,000元，溶媒回收車間已建成投產，原料藥車間亦於二零二四年三月十三日獲通過GMP符合性檢查通知書，其餘生產車間已竣工，處生產前驗證中。年內，東瑞國際股份投入蘇州東瑞製藥認繳註冊資本20,000,000美元。

本集團附屬公司東瑞(南通)醫藥科技有限公司已於二零二四年一月份註銷。

本集團中間體及原料藥生產基地「蘭州東瑞製藥有限公司」註冊資本人民幣540,344,000元，本期間，蘇州東瑞製藥投入認繳的註冊資本人民幣105,000,000元。截至二零二三年十二月三十一日，累計投入註冊資金人民幣425,750,365元。蘭州東瑞佔地250畝，主要產品為頭孢類原料藥和中間體、系統專科原料藥、酶抑制原料及保健品原料。該項目工程計劃投資人民幣482,050,000元。該項目一期已建成投產。

年內，因收購Top Field Limited及其附屬公司福建東瑞產生的商譽(「福建東瑞商譽」)人民幣241,158,000元，本集團需於每年報告期末對福建東瑞之現金產出單元之使用價值所計算之可收回金額超過其於二零二三年十二月三十一日之賬面值，經評估本集團認為二零二三年十二月三十一日之福建東瑞商譽並沒有減值跡象。

Management Discussion and Analysis

管理層討論及分析

Save as disclosed above, there were no significant external investments, material acquisitions or disposal of subsidiaries and associated companies by the Group during the year.

FOREIGN EXCHANGE AND TREASURY POLICIES

For the year ended 31 December 2023, the Group recorded an exchange loss of RMB5,526,000 (2022: gain of RMB4,537,000). The Group's substantial business activities, assets and liabilities are denominated in Renminbi, so the risk derived from the foreign exchange to the Group is not high. The treasury policy of the Group is to manage any risk of foreign exchange or interest rate (if any) only if it will potentially impose a significant impact on the Group. The Group continues to observe the foreign exchange and interest rate market, and may hedge against foreign currency risk with foreign exchange forward contracts and interest rate risk with interest rate swap contracts if necessary.

STAFF AND REMUNERATION POLICY

As at 31 December 2023, the Group employed approximately 1,143 (2022: 1,106) employees and the total remuneration was approximately RMB211,780,000 (2022: RMB183,630,000). The total remuneration increased mainly due to staff increase and salary adjustment. The Group regards human resources as the most valuable assets and truly understands the importance of attracting and retaining high-performance employees. The remuneration policy is generally based on the references of market salary index and individual qualifications. The Group provides its employees with other fringe benefits, including defined contribution retirement schemes, share option scheme and medical coverage. The Group also offers some of its employees stationed in the PRC with dormitory accommodation.

CONTINGENT LIABILITIES

As at 31 December 2023, the Group had no material contingent liabilities.

CHARGES ON ASSETS

As at 31 December 2023, the Group had not pledged any assets to banks to secure credit facilities granted to its subsidiaries (as at 31 December 2022: Nil).

年內，除上述披露外，本集團並無對外作出重大投資、購入或出售附屬公司及聯營公司。

外幣及庫務政策

截至二零二三年十二月三十一日止年度，本集團錄得匯兌虧損人民幣5,526,000元(二零二二年：收益人民幣4,537,000元)。本集團大部分業務交易、資產、負債均主要以人民幣結算，故本集團所承受的外匯風險不大。本集團的庫務政策為只會在外匯風險或利率風險(如有)對本集團有潛在重大影響時進行管理。本集團將繼續監察其外匯和利率市場狀況，並於有需要時以外匯遠期合約對沖外匯風險及利息掉期合約對沖利率風險。

僱員及薪酬政策

於二零二三年十二月三十一日，本集團約有員工1,143名(二零二二年：1,106名)，員工費用總額約人民幣211,780,000元(二零二二年：人民幣183,630,000元)。員工費用增加主要員工增加及調薪的影響。本集團視人力資源為最寶貴的財富，深明吸納及挽留表現稱職的員工的重要性。薪酬政策一般參考市場薪酬指標及個別員工的資歷而定。本集團為員工提供的其他福利包括定額供款退休計劃、購股權計劃及醫療福利。本集團並在中國為其若干中國的僱員提供宿舍。

或有負債

於二零二三年十二月三十一日，本集團並無重大或有負債。

資產抵押

於二零二三年十二月三十一日，本集團無資產抵押予銀行以獲取授予其附屬公司的信貸額度(於二零二二年十二月三十一日：無)。

EVENT AFTER THE REPORTING PERIOD

On 8 February 2024, Dawnrays Biotechnology entered into a share transfer agreement with Akeso Biopharma, Akeso Inc. and AD Pharmaceuticals, pursuant to which Dawnrays Biotechnology sell Akeso Biopharma 35% equity interest in AD Pharmaceuticals at the purchase price of approximately RMB267,387,000 and recover the loan and interest lent to AD Pharmaceutical. Further details of which were set out in the Company's announcement dated 9 February 2024.

PLANS FOR SIGNIFICANT INVESTMENTS AND EXPECTED SOURCE OF FUNDING

Save for those disclosed above in connection with capital commitments, increase of registered capital in subsidiaries and capital for relocation plans under the section "Liquidity and Financial Resources" and "Substantial Investment", the Group does not have any plan for material investments or acquisition of capital assets.

The Group has sufficient financial and internal resources to pay the capital commitments, capital expenditure for relocation plans, investment projects and increased registered share capital described above. However, it is still possible to pay the above capital expenditure commitments with bank loans or internal resources of the Group.

OPERATING SEGMENT INFORMATION

An analysis of the Group's operating segment information for the year ended 31 December 2023 is set out in note 3 to the financial statement.

報告期後事項

於二零二四年二月八日，東瑞生物與中山康方、康方生物及康融東方訂立股權轉讓協議，據此，東瑞生物以購買價約人民幣267,387,000元出售東瑞生物於康融東方的35%股權給中山康方並收回借給康融東方的借款及利息，詳情請參閱本公司日期為二零二四年二月九日的公告。

未來重大投資及預期融資來源

除於上述「流動資金及財政資源」及「重大投資」所載有關資本開支承擔、附屬公司註冊資本增加及搬遷計劃資本所披露者外，本集團並無任何未來重大投資計劃或購入資本資產計劃。

本集團有充足的財政及內部資源足以支付上述資本開支承擔、搬遷計劃資本開支、投資項目及增加註冊資本。但仍可能以銀行貸款或本集團內部資源支付上述資本開支承擔。

營業分類資料

本集團截至二零二三年十二月三十一日止年度之營業分類資料分析載於財務報表附註3。

The board of Directors (the “Board”) of Dawnrays Pharmaceutical (Holdings) Limited (the “Company”) believes that corporate governance is essential to the success of the Company and its subsidiaries (collectively referred to as the “Group”). Good corporate governance can safeguard the interests of all shareholders and enhance corporate value. Therefore, the Board has adopted various measures to ensure that a high standard of corporate governance is maintained.

To the best knowledge, information and belief of the Directors, the Company has complied with the code provisions of the Corporate Governance Code (the “CG Code”) set out in Appendix C1 of the Rules Governing the Listing of Securities (the “Listing Rules”) on The Stock Exchange of Hong Kong Ltd. (the “Stock Exchange”) for the year ended 31 December 2023.

MODEL CODE FOR SECURITIES TRANSACTIONS

The Company has adopted the Model Code for Securities Transactions by Directors of Listed Issuers (the “Model Code”) set out in Appendix C3 of the Listing Rules as the Company’s code of conduct for dealings in securities of the Company by the Directors. Based on specific enquiry of all Directors, the Company confirms that all the Directors have complied with the required standard set out in the Model Code, throughout the accounting period covered by the 2023 annual report.

BOARD OF DIRECTORS

During 2023 and up to the date of this report, the Board comprised the following Directors:

Executive Directors:	Ms. Li Kei Ling Mr. Hung Yung Lai
Non-executive Director:	Mr. Leung Hong Man
Independent Non-executive Directors:	Mr. Lo Tung Sing Tony Mr. Ede, Ronald Hao Xi Ms. Lam Ming Yee Joan

Save as Ms. Li Kei Ling, the Chairman of the Board and Mr. Hung Yung Lai, one of the Executive Directors, are directors and ultimate shareholders of several private companies incorporated in Hong Kong and British Virgin Islands, the Board members have no financial, business, family or other material/relevant relationships with each other. The balanced Board composition is formed to ensure strong independence exists across the Board which can effectively exercise independent judgement.

東瑞製葯(控股)有限公司(「本公司」)之董事會(「董事會」)深信企業管治為本公司及其附屬公司(統稱「本集團」)成功的關鍵，良好的企業管治能保障全體股東權益及提升企業價值，因此董事會已採取各項措施，以確保維持高標準的企業管治。

就董事所知、所得資料及所信，截至二零二三年十二月三十一日年度，本公司一直遵守香港聯合交易所有限公司(「聯交所」)證券上市規則(「上市規則」)載於附錄C1的企業管治守則(「管治守則」)之守則條文規定。

證券交易的標準守則

本公司已採納上市規則附錄C3的上市發行人董事進行證券交易的標準守則(「標準守則」)作為董事買賣本公司證券的行為守則。根據對所有董事作出的特定查詢後，本公司確認所有董事於二零二三年年報覆蓋的會計期內一直遵守標準守則所規定的準則。

董事會

於二零二三年及截至本報告日，董事會由以下董事組成：

執行董事：	李其玲女士 熊融禮先生
非執行董事：	梁康民先生
獨立非執行董事：	勞同聲先生 EDE, Ronald Hao Xi 先生 林明儀女士

除董事會主席李其玲女士及其中一位執行董事熊融禮先生為數家於香港及英屬維爾京群島註冊成立的私人公司的董事及最終股東外，董事會成員間並無任何財務、業務、家族或其他重大／相關關係。董事會以如此均衡之架構組成，目的在確保整個董事會擁有穩固之獨立性，能夠有效地作出獨立判斷。

BOARD INDEPENDENCE

The Company recognises that Board independence is pivotal in good corporate governance and Board effectiveness. The Board has established mechanisms to ensure independent views and input from any director of the Company are conveyed to the Board for enhancing an objective and effective decision making.

The governance framework and the following mechanisms are reviewed annually by the Board to ensure their effectiveness:

- (1) Three out of the six directors are Independent Non-executive Directors, which exceeds the requirement of the Listing Rules that at least one-third of the Board are independent non-executive Directors. The three Independent Non-executive Directors are persons of high caliber, with academic and professional qualifications in the fields of accounting and business management respectively. With their experience gained from senior positions held in other organizations, they provide strong support towards the effective discharge of the duties and responsibilities of the Board.
- (2) All Independent Non-executive Directors are members of three board committees and scrutinize the overall performance of the Group in achieving agreed corporate goals and objectives, and monitoring the reporting of performance. The Independent Non-executive Directors take an active role in board meetings, contribute to the development of strategies and policies and make sound and independent judgement on issues of strategy, policy, performance, accountability, resources, key appointments and standard of conduct. They will take lead where potential conflicts of interests arise.
- (3) If a substantial shareholder or a Director has a conflict of interest in a matter to be considered by the Board which the Board had determined to be material, the matter will be dealt with by holding a board meeting with the presence of disinterested Independent Non-executive Directors or a meeting of a board committee set up for that purpose pursuant to a resolution passed in a board meeting.
- (4) A Director (including Independent Non-executive Director) who has material interest in any contract, transaction or arrangement shall abstain from voting and not be counted in the quorum on any Board resolution approving the same.

董事會獨立性

本公司深知董事會獨立性對良好企業管治及董事會效能至關重要。董事會已設立機制，確保本公司任何董事的獨立觀點及意見能夠傳達予董事會，以提升決策的客觀性及成效。

董事會每年檢討管治架構及以下機制，以確保其成效：

- (1) 六名董事中的其中三名為獨立非執行董事，超過上市規則有關獨立非執行董事最少佔董事會三分之一之規定。三位獨立非執行董事極具才幹，在會計及工商管理各範疇擁有學術及專業資歷；加上他們在其他機構擔任高層職位所累積的經驗，對董事會有效地履行其職責上提供強大的支持。
- (2) 所有獨立非執行董事均出任3個董事會轄下委員會之成員，審查本集團在實現議定企業目標及指標時之整體表現，並監察表現之呈報。在董事會會議上所有獨立非執行董事擔當活躍角色，為制訂策略及政策作出貢獻，並就策略、政策、表現、問責、資源、重大委任及行為準則事宜作出可靠及獨立之判斷。彼等會於潛在利益衝突出現時發揮牽頭引導作用。
- (3) 倘董事會認為主要股東或董事在董事會將予考慮的事項中存有董事會認為屬重大的利益衝突，將以在該事項中本身沒有重大利益的獨立非執行董事出席的董事會議或根據董事會會議通過之決議案就此而成立之董事委員會會議處理。
- (4) 於任何合約、交易或安排中擁有重大權益之董事(包括獨立非執行董事)須放棄投票且不得批准該等合約、交易或安排之任何董事會決議案計入法定人數。

- (5) The Company has received annual confirmation of independence from the three Independent Non-executive Directors in accordance with Rule 3.13 of the Listing Rules. The Nomination Committee has assessed their independence and concluded that all the Independent Non-executive Directors are independent within the definition of the Listing Rules.
- (6) Meeting between the Chairman and all Independent Non-executive Directors without presence of other Directors was held annually, by which the independent views and opinions can be shared and discussed on various matters.
- (7) All Directors are entitled to have unrestricted access to the advice and service of the company secretary with a view to ensuring that board procedures, and all applicable rules and regulations are followed. Upon reasonable request and appropriate circumstances, Directors can seek independent professional advice to assist them to discharge their duties, at the Company's expenses.
- (8) No equity-based remuneration with performance related elements will be granted to Independent Non-executive Directors.
- (5) 本公司已接獲三名獨立非執行董事根據上市規則第3.13條發出之年度獨立性確認書。提名委員會已評估彼等之獨立性，並確定全體獨立非執行董事均屬上市規則所界定之獨立人士。
- (6) 主席與所有獨立非執行董事在沒有其他董事出席的情況下舉行年度會議，提供了有效平台就本集團各項議題分享及討論獨立意見。
- (7) 所有董事均有權取得公司秘書的意見和服務，以確保董事會程序及所有適用規則及規例均獲得遵守；根據合理要求並在適當情況下，董事可尋求獨立專業意見，以妥善履行彼等之職責，費用由本公司支付。
- (8) 將不會向獨立非執行董事授予具有績效相關要素之以股權為基礎之薪酬。

RESPONSIBILITIES OF DIRECTORS

The Board is responsible for the leadership and control of the Company and oversees the Group's businesses, strategic decisions and performance. The management has been delegated the authority and responsibility by the Board for the management of the Group. In addition, the Board has also delegated various responsibilities to the board committees. Further details of these committees are set out in this report.

No corporate governance committee has been established and so the Board is responsible for performing the corporate governance functions such as developing and reviewing the Company's policies, practices on corporate governance, training and continuous professional development of Directors and senior management, developing, reviewing and monitoring the code of conduct to employees and Directors such as inside information disclosure regulations, assuring the Company's policies and practices on compliance with legal and regulatory requirements, etc. and to review the Company's compliance with the Corporate Governance Code and the disclosure in the Corporate Governance Report.

董事之責任

董事會負責領導及監控本公司，並負責監管本集團之業務、策略方針及表現。董事會亦轉授權力及責任予管理層，以管理本集團。此外，董事會亦已將各種職責分派至董事會轄下委員會。該等委員會之詳情載於本報告內。

由於並無成立企業管治委員會，因此由董事會負責執行企業管治職能，如制定及檢討本公司企業管治之政策及常規、為董事及高級管理層提供培訓及持續專業發展，制定、檢討及監察僱員及董事的操守準則例如內幕信息披露管理制度及確保本公司之政策及常規符合法律及監管規定等及檢討發行人遵守《企業管治守則》的情況及在《企業管治報告》內的披露。

The biographies of the Directors are set out in pages 47 to 50 to the 2023 annual report, which demonstrates the skills, expertise, experience and qualifications of the Directors. With Independent Non-executive Directors' experience gained from senior positions held in other organisations, they provide strong support towards the effective discharges of the duties and responsibilities of the Board. All Directors take an active role in board meetings, contribute to the development of strategies and policies and make sound and independent judgement on issues of strategy, policy, performance, accountability, resources, key appointment and standard of conduct.

The Board held 12 board meetings including 6 regular meetings and 6 ad-hoc meetings during the year ended 31 December 2023. The regular board meetings were to consider, among other things, reviewing and approving the interim and annual results of the Group, overall group strategy, annual budgets, approval of major capital transactions and other significant operational and financial matters. The ad-hoc meetings were convened when circumstance required such as amend committee's terms of reference, opening bank accounts, recommendation the shareholders to approve the adoption of the new share option scheme and termination of the existing share option scheme etc.

各董事履歷載於二零二三年年報第47至50頁，當中載列各董事之技能、專業知識、經驗及資格，加上獨立非執行董事在其他機構擔任高層職位所累積的經驗，對董事會有效地履行其職責上提供強大的支持。所有董事在董事會會議上擔當活躍角色，可為制定策略及政策作出貢獻，並就策略、政策、表現、問責、資源、重大委任及行為準則事宜作出可靠獨立之判斷。

董事會於截至二零二三年十二月三十一日止年度內已舉行十二次董事會會議，包括六次定期董事會會議及六次臨時董事會會議。定期會議是考慮(其中包括)審閱及批准本集團中期及全年業績、整體企業策略、年度預算、批准重大資本交易及其他重大營運及財務事宜。臨時會議是在情況有需要時例如修改委員會職權範圍、開立銀行賬戶、建議股東批准採納新購股權計劃及終止現有購股權計劃等。

Details of the attendance of Directors at board meetings, annual general meeting of the Company (the “AGM”) and other three board committees’ meetings (the Audit Committee, the Nomination Committee and the Remuneration Committee) during the year 2023 are set out in the following table:

於二零二三年，各董事於董事會會議、本公司股東週年大會（「股東週年大會」）及另外三個董事委員會會議（審核委員會、提名委員會及薪酬委員會）的出席詳情列載於下表：

Name of Directors	董事姓名	No. of meetings attended/held				
		Board	AGM	Audit Committee	Nomination Committee	Remuneration Committee
		董事會	股東週年大會	審核委員會	提名委員會	薪酬委員會
<i>Executive Directors</i>						
Ms. Li Kei Ling (Chairman)	李其玲女士(主席)	12/12	1/1	–	3/3	2/2
Mr. Hung Yung Lai	熊融禮先生	12/12	1/1	–	–	–
<i>Non-executive Director</i>						
Mr. Leung Hong Man	梁康民先生	10/12	1/1	–	–	–
<i>Independent Non-executive Directors</i>						
Mr. Lo Tung Sing Tony	勞同聲先生	10/12	1/1	5/5	3/3	2/2
Mr. EDE, Ronald Hao Xi	EDE, Ronald Hao Xi 先生	9/12	1/1	5/5	2/3	2/2
Ms. Lam Ming Yee Joan	林明儀女士	10/12	1/1	5/5	3/3	2/2

At least 14 days’ notice of regular board meeting is given to all Directors. The agenda and board papers are sent to the Directors at least 3 days before the meetings of the Board and board committees so that the Directors have the time to review the documents. Directors can include matters for discussion in the agenda if the need arises. Minutes of meetings of the Board and board committees are recorded in sufficient details that matters considered and decisions reached. The draft and final versions of the minutes will be sent to Directors within a reasonable time after the meetings. Minutes of meetings of the Board and board committees are kept by the company secretary of the Company and open for inspection on reasonable notice by any Directors.

董事會定期會議的通告於會議舉行最少十四天前發出予各董事。董事會及其轄下委員會會議的議程及相關會議文件，至少在每次會議三天前送交予各董事，使各董事有時間審閱該等文件。如有需要，董事可在議程中加插欲討論的事項。董事會及其轄下委員會的會議記錄均詳盡記錄會議上考慮事項及達致的決定，並於會議後合理時間內把初稿及最終定稿發送給董事。董事會及轄下委員會會議記錄由本公司公司秘書存置，並於任何董事發出合理通知時供公開查閱。

DIRECTORS' CONTINUOUS TRAINING AND DEVELOPMENT

董事之持續培訓及發展

Directors understand the importance of continuous professional development and are willing to develop and refresh their knowledge and skills. This is to ensure that their contribution into the Board remains informed and relevant.

董事了解持續專業發展之重要性並願意發展及更新其知識和技能，以確保其繼續在具備全面資訊及切合所需之情況下向董事會作出貢獻。

The Directors are committed to complying with the CG Code C.1.4 on Directors' training. All Directors had participated in continuous professional development and provided a record of training they received for the year ended 31 December 2023 to the Company.

董事承諾遵守管治守則第C.1.4條有關董事培訓，於截至二零二三年十二月三十一日止年度，全體董事均有參與持續專業發展，並已向本公司提供其所接受之培訓記錄。

The individual training record of each Director received for the year ended 31 December 2023 is set out below:

於截至二零二三年十二月三十一日止年度，各董事接受培訓之個人記錄載列如下：

Directors	董事	Briefings and updates on the listing rules, business, operations, and corporate governance matters 有關上市條例、業務、營運及企業管治事宜之簡報及更新	Attending or participating in seminars/conferences relevant to the management or business 出席或參加與管理或業務有關之講座／會議
Ms. Li Kei Ling	李其玲女士	✓	✓
Mr. Hung Yung Lai	熊融禮先生	✓	✓
Mr. Leung Hong Man	梁康民先生	✓	✓
Mr. Lo Tung Sing Tony	勞同聲先生	✓	✓
Mr. EDE, Ronald Hao Xi	EDE, Ronald Hao Xi 先生	✓	✓
Ms. Lam Ming Yee Joan	林明儀女士	✓	✓

APPOINTMENTS AND ELECTION OF DIRECTORS

The nomination committee will consider the appointment of new Directors first by reviewing the profiles of the candidates and making recommendations to the Board. New Directors appointed by the Board during the year to fill a casual vacancy or as an addition to the Board shall retire and submit themselves for re-election at the first general meeting immediately followed their appointment.

Non-executive Directors are appointed for a fixed term of two years and are subject to retirement by rotation and re-election by shareholders at annual general meeting in accordance with the Company's articles of association (the "Articles").

According to the Company's Articles, at each annual general meeting, one-third of the Directors for the time being (or, if their number is not a multiple of three, the number nearest to but not less than one-third) shall retire from office by rotation provided that every Director (including those appointed for a specific term) shall be subject to retirement by rotation at least once every three years at the annual general meeting. All retiring Directors shall be eligible for re-election.

Every newly appointed Director will receive a comprehensive, formal and tailored induction on his first appointment to have a proper understanding of the operations and business of the Group and that he is fully aware of his responsibilities under statute and common law, the Listing Rules, applicable legal requirements and other regulatory requirements and the business and governance policies of the Company. The Directors endeavour to give sufficient time and attention to the Group's affairs and are continually updated with legal and regulatory developments, business and market changes and the strategic development of the Group to facilitate the discharge of their responsibilities.

董事委任及選舉

新董事之委任先經提名委員會考慮，審閱候選人之履歷後向董事會作出建議。年內獲董事會委任填補臨時空缺或新增加入董事會之新董事須退任並於緊隨彼等獲委任後之股東大會上膺選連任。

非執行董事的固定委任年期為兩年，並須根據本公司組織章程細則（「組織章程細則」）於股東週年大會上輪席告退並重選連任。

根據組織章程細則，於每屆股東週年大會上，當時為數三分一的董事（或如董事並非三的倍數，則須為最接近但不少於三分一的董事人數）均須輪席告退，惟每名董事（包括按特定任期委任之董事）須至少每三年於股東週年大會上輪值告退一次。所有退任董事符合資格膺選連任。

每位新委任董事均會在首次接受委任時獲得全面、正式兼特為其而設的就任須知，以對本集團之營運及業務有適當理解，以及完全知悉彼在法規及普通法、上市規則、適用之法律規定及其他監管規定以及本公司之業務及管治政策下之職責。董事將致力付出足夠時間及精神以處理本集團事務，並獲持續更新有關法律及規管變更、業務及市場變動以及本集團之策略發展，以便履行彼等之職責。

DELEGATION BY THE BOARD

The day-to-day management of the Group is delegated to the management by the Board, with division heads responsible for individual department's daily operations.

Major corporate matters that are specifically delegated by the Board to the management include the preparation of interim and annual reports and announcements for the Board's approval before publishing, execution of business strategies and initiatives adopted by the Board, implementation of adequate systems of internal controls and risk management procedures, and compliance with relevant statutory requirements and rules and regulations.

SUPPLY OF AND ACCESS TO INFORMATION

The management has the obligation to supply the Board with monthly updates and adequate information to enable it to make informed decisions on matters placed before it. Where any Director requires more information than is volunteered by the management, each Director has separate and independent access to the Group's management to make further enquires if necessary. Where queries are raised by Directors, management will respond as promptly and fully as possible.

CHAIRMAN AND CHIEF EXECUTIVE OFFICER

Under Code Provision of the CG Code C.2.1, the roles of the chairman (the "Chairman") and the chief executive officer (the "CEO") should be separated and should not be performed by the same individual. The Board has appointed Ms. Li Kei Ling as the Chairman. She has executive responsibilities and provides leadership to the Board such as ensuring all Directors are properly briefed on issues arising at board meetings and received complete and reliable information in a timely manner so that the Board works effectively and discharges its responsibilities. Mr. Wu Weixian was appointed by the Board as the CEO of the Company and has been delegated with the authority and responsibility for managing the Group's business operation and implementing the development strategies. CEO will periodically present the updated market situation, long term strategies and objectives of the Group, quarterly results to the Board at the Board meeting. Variances analysis between the actual performances and the budget targets are explained in the meeting. This helps the Board to monitor the Group's business operations and to amend the targets when required. In addition, CEO will also present the coming year budget summary to the Board for approval at the Board meeting held in December each year.

董事會權力的轉授

董事會轉授本集團之日常管理權力給管理層，部門主管負責各部門的日常運作。

董事會特別委託管理層執行之主要企業事宜包括籌備中期及年度報告及通告以供董事會於公佈前批核，執行董事會所採納之業務策略及措施、推行妥善內部監控制度及風險管理程序以及遵守有關法定規定、規則與規例。

資料之提供及獲取

管理層有責任向董事會提供月報及充足之資料，以供董事會對提呈事項作出知情決定。倘有任何董事要求獲得除管理層自願提供之資料以外之其他資料，董事於必要時可透過不同及獨立途徑接觸本集團管理層，以作出進一步諮詢。若有董事提出問題，管理層將儘快作出全面的回應。

主席及總裁

根據管治守則C.2.1規定，主席（「主席」）及總裁（「總裁」）之職務應分開，不得由同一人兼任。董事會委任李其玲女士為主席，彼負有執行責任及領導董事會，如確保董事會會議上所有董事均適當知悉當前的事項和及時收到完備可靠的資訊，使董事會有效地運作和履行其職責。吳偉賢先生獲董事會委任為本公司總裁並獲授予權力和責任管理本集團業務營運及推行發展策略，總裁於每一季度向董事會提呈季度業績，會上闡述更新之市場情況、長期策略及目標，實際表現與預算目標有所差異之分析，此舉有助董事會監控本集團之業務營運及於必要時修訂目標。此外，總裁亦於每年十二月份召開之董事會會議上向董事會提呈下一年度之預算概要，尋求董事會批准。

ACCOUNTABILITY AND AUDIT

The management provides explanation and information to the Board so as to enable the Board to make an informed assessment of the financial and other information put before the approval by the Board.

The Directors and CEO acknowledge their responsibility to prepare financial statements for each financial year which give a true and fair view of the state of affairs of the Group and in presenting the interim and annual financial statements and announcements to shareholders. The Board is not aware of any material uncertainties that may cast significant doubt upon the Group's ability to continue as a going concern, the Board therefore continues to adopt the going concern approach in preparing the accounts.

The Board acknowledges its responsibility to present a balanced, clear and understandable assessment in the Company's annual and interim reports and other financial disclosures required under the Listing Rules, and reports to the regulators as well as the information required to be disclosed pursuant to the statutory requirements.

The responsibilities of the auditors to the shareholders are set out in the Independent Auditor's Report on pages 69 to 75.

RISK MANAGEMENT AND INTERNAL CONTROLS

The Board acknowledges its responsibility for overseeing the Group's risk management (including ESG risks) and internal control systems and reviewing their effectiveness at least annually through the Audit Committee. The Audit Committee assists the Board in fulfilling its oversight and corporate governance roles in the Group's financial, operational, compliance, risk management (including ESG risks) and internal controls, and the resourcing of the finance and internal audit functions.

問責及核數

管理層向董事會提供有關解釋及資料，令董事會可對提呈董事會批准之財務及其他資料作出知情評估。

董事及總裁確認須負責為每一財政年度編製能真實及公允地反映本集團業務狀況之財務報告及向股東提呈中期及年度財務報表及公佈。董事會並不知悉任何重大不確定因素會對本集團的持續經營能力投下重大疑惑，因此，董事會仍然採用持續經營基準編製賬目。

董事會確認，其有責任在本公司年度報表及中期報告和根據上市規則規定須予披露的其他財務資料，以及向監管者提交的報告書以至根據法例規定須予披露的資料，提供平衡、清晰及易於理解之評估。

核數師向股東承擔的責任載於第69至75頁獨立核數師報告內。

風險管理及內部監控

董事會確認其監管本集團的風險管理(包括環境、社會及管治風險)及內部監控系統的責任，以及透過審核委員會至少每年檢討其成效。審核委員會協助董事會履行其於本集團財務、營運、合規、風險管理(包括環境、社會及管治風險)及內部監控，以及財務及內部審計職能方面資源的監管及企業管治角色。

The CEO and senior management of the Group is responsible for the design, implementation and monitoring of the risk management (including ESG risks) and internal control systems. Appropriate policies and controls have been set and established to ensure that assets are safeguarded against improper use or disposal, relevant rules and regulations are adhered to and complied with, reliable financial and accounting records are maintained in accordance with relevant accounting standards and regulatory reporting requirements, and key risks that may impact on the Group's performance are appropriately identified and managed. However, the systems and internal controls can only provide reasonable and not absolute assurance against material misstatement or loss, as they are designed to manage, rather than eliminate the risk of failure to achieve business objectives.

The Group's internal control system is designed to safeguard assets against misappropriation and unauthorized disposition and to manage operational risks. Of which including:

- (1) establishing written policies and work flow for major operations and production cycles to ensure compliance with applicable laws, regulations, and industry standards;
- (2) clearly defined the authorities and key responsibilities of each business and operational unit, having in place appropriate segregation of duties and setting proper authorization levels to ensure adequate checks and balances; and
- (3) rules and guidelines are set to control treasury activities, financial and management reporting, human resources functions and computer systems' operations.

The Group's risk management framework includes the following elements:

- (i) identify significant risks in the Group's operation environment and evaluate the impacts of those risks on the Group's business;
- (ii) develop necessary measures to mitigate, reduce or transfer such risks; and
- (iii) monitor and review the effectiveness of such measures.

本集團總裁及高級管理層負責風險管理(包括環境、社會及管治風險)及內部監控系統的設計、實施及監察。適當的政策和監控已訂立及建立，以確保保障資產不會在未經許可下使用或處置，依從及遵守相關規則及規例，根據相關會計準則及監管申報規定保存可靠的財務及會計記錄，以及適當地識別及管理可能影響本集團表現的主要風險。惟有關系統及內部監控只能作出合理而非絕對的保證可防範重大失實陳述或損失，其訂立旨在管理而非消除未能達致業務目標的風險。

本集團的內部監控系統乃為確保資產不會被不當挪用及未經授權處理以及管理經營風險而設計，其中包括：

- (1) 訂明書面工作制度和主要業務與生產週期的工作流程以確保遵照有關法律、規例和生產製造標準；
- (2) 清楚界定各業務及營運部門的權責，制訂適當的分工，實施妥善的審批權，以確保有效之制衡；及
- (3) 訂立規則及指引以監控本集團庫務事宜、財務與管理匯報、人力資源功能及電腦系統之運作。

本集團的風險管理框架包括以下部分：

- (i) 識別本集團業務環境的重大風險及評估該等風險對本集團業務的影響；
- (ii) 制定紓緩或減少或轉移該等風險的必要措施；及
- (iii) 監察及檢討有關措施的有效性。

The Group has embedded its risk management systems into the core operating practices of the business. On an ongoing basis, business and operational units assess and identify their potential risks which may impact on their ability to achieve their business objectives and/or those of the Group. The head of each unit has to complete relevant risk and control self-assessment questionnaires and confirm to the CEO that appropriate internal control policies and procedures have been established and properly complied with. CEO conducts review of the effectiveness of risk management annually and presents report to the Audit Committee after review.

In addition, the Board monitors and reviews the adequacy and effectiveness of the internal control systems through a programme of internal audit. The internal audit department is set up by the Company to review the major operational and financial control of the Group in compliance with the established processes and standards on a continuing basis and aims to cover all major operations of the Group on a rotational basis. The internal audit department reports directly to the Chairman of the Board and the Audit Committee. The Audit Committee examines the internal audit department's review and opinions about operational effectiveness of the Group's internal control system and reports to the Board.

During 2023, based on the internal audit report and the risk management report presented by internal audit department and CEO respectively, the Audit Committee and the Board were not aware of any areas of concern that would have a material impact on the Group's financial position or results of operations and considered the risk management (including ESG risks) and internal control systems to be generally effective and adequate including the adequacy of resources, staff qualifications and experience, training programs and budget of the accounting, internal audit, financial reporting functions and those relating to ESG performance and reporting.

INSIDE INFORMATION POLICY

The Company has established policy to ensure that inside information is disseminated to the public in an equal and timely manner in accordance with applicable laws and regulations. Access to inside information is at all times confined to relevant senior management executed on "as needed" basis, until proper disclosure or dissemination of inside information is made in accordance with applicable laws and regulation. Relevant personnel and other professional parties involved are reminded to preserve confidentiality of the inside information until it is publicly disclosed.

本集團已把其風險管理系統融入業務的核心營運常規，業務及營運部門持續評估及識別各自可能影響其實現本身及／或本集團經營目標的能力的潛在的風險，各單位主管須填寫有關風險及內部監控的自我評估問卷，並向總裁確認已制訂及妥善遵守適當的內部監控政策及程序；總裁須每年對風險管理有效性進行評估並於評估後提交報告給審核委員會。

此外，董事會透過內部稽核程序監察及檢討其內部監控系統是否足夠及有效。本公司設立內部審計部以持續基準審閱本集團之主要營運及財務控制是否遵照制定的流程和標準，及旨在以循環基準涵蓋本集團之所有主要營運，內部審計部直接向董事會主席及審核委員會匯報。而審核委員會則審閱內部審計部對本集團內部監控系統運作成效的檢討結果及意見，並向董事會作出匯報。

於二零二三年，根據內部審計部及總裁分別提交的內部審計報告及風險管理報告，審核委員會及董事會均無發現任何將對本集團的財務狀況或經營業績造成重大影響而需多加關注的事項，亦認為風險管理（包括環境、社會及管治風險）及內部監控系統整體而言充足並具成效，包括在會計、內部審計及財務匯報職能方面有足夠的資源、員工資歷及經驗，及有足夠的員工培訓課程及預算，以及有關環境、社會及管治的表現及報告。

內幕消息政策

本公司已制定政策，以確保內幕消息根據適用法例及法規公平及適時地向公眾發佈。在任何時候，只限於相關高級管理層人員並按情況需要方能獲取內幕消息，直至內幕消息根據適用法例及法規予以披露或發佈，並提醒相關負責之員工及其他專業人士須將內幕消息保密直至已公開披露。

BOARD COMMITTEES

The Board has established the nomination committee, remuneration committee and audit committee. The committees' terms of references defined their functions and responsibilities have been posted on the Company's website.

NOMINATION COMMITTEE

As at 31 December 2023, the nomination committee of the Company (the "Nomination Committee") had Ms. Li Kei Ling as the committee's chairman, and the three Independent Non-executive Directors, Mr. Lo Tung Sing Tony, Mr. EDE, Ronald Hao Xi and Ms. Lam Ming Yee Joan as the committee's members. The Nomination Committee's terms of reference are summarized as follows:

- (1) to review the structure, size and composition (including the skill, knowledge and experience) of the Board at least annually and make recommendations on any proposed changes to the Board to complement the Company's corporate strategy;
- (2) to identify individuals suitably qualified to become Board members and to select or make recommendations to the Board on the selection of individuals nominated for directorships;
- (3) to assess the independence of Independent Non-executive Directors; and
- (4) to make recommendations to the Board on the appointment or re-appointment of Directors and succession planning for Directors, in particular the chairman and the chief executive officer.

During the year 2023, the Nomination Committee had three meetings to review the independence of Independent Non-executive Directors, the qualification of candidate for re-election in the AGM and the renewal of Directors' letter of appointment.

董事會轄下的委員會

董事會成立提名委員會、薪酬委員會及審核委員會。闡明委員會的權力及職責的職權範圍登載於本公司網站上。

提名委員會

於二零二三年十二月三十一日，本公司提名委員會（「提名委員會」）以李其玲女士為委員會主席及三名獨立非執行董事勞同聲先生、EDE, Ronald Hao Xi先生及林明儀女士為委員會成員。提名委員會之職權範圍概述如下：

- (1) 至少每年檢討董事會之架構、人數及組成（包括技能、知識及經驗）；並就任何為配合本公司之公司策略而擬對董事會作出之變動提出建議；
- (2) 物色具備合適資格可擔任董事的人士，挑選提名有關人士出任董事或就此向董事會提出意見；
- (3) 評核獨立非執行董事的獨立性；及
- (4) 就董事委任或重新委任以及董事（尤其是主席及總裁）繼任計劃向董事會提出建議。

於二零二三年，提名委員會舉行了三次會議評估獨立非執行董事的獨立性、於股東週年大會重選之候選人資格及董事委任函的續期。

BOARD DIVERSITY POLICY

The Company recognises and embraces the benefits of diversity across the organization, and endorse the view that a diverse Board is a key elements of an effective Board. The Nomination Committee adopted a board diversity policy (the “Board Diversity Policy”) which seeks to achieve board diversity through the consideration of a number of factors, including but not limited to ethnicity, working experience, professional skills, knowledge and length of service. The Company believes that increasing diversity at the Board level is an important part of achieving its strategic objectives and to attract and retain the best people. Appointments to the Board shall be on merit, in the context of the skills and experience the Board as a whole requires to be effective, and against objective criteria and with due regard for the benefits of diversity.

There are many considerations that factor into the Nomination Committee’s nomination process including legal requirements, best practices, and skills required to complement the Board’s skill set and the number of Directors needed to discharge the duties of the Board and its Committees. But it will not set any restrictions like gender, age, cultural or educational background when short listing candidates. The Company believes that a truly diverse Board will include and make good use of differences in the skills, regional and industry experience, background and other qualities of Directors. Measurable objectives include (i) at least one Director is female; (ii) at least one third of the Board members (but minimum 3 directors) are Independent Non-executive Directors; and (iii) the Board possesses a balance skills appropriate for the requirements of the business of the Company. The Nomination Committee shall review the diversity of the Board at least annually taking into account the Group’s business model and specific needs and shall monitor the implementation of the Board Diversity Policy and, if appropriate, make recommendations on proposed changes to the Board to complement the Company’s corporate strategy.

DIVERSITY IN BOARD AND WORKFORCE

BOARD LEVEL

The Company have a diverse Board in terms of age, gender, academic background, professional experience and industry expertise. The Board of the Company currently comprises two female Directors and four male Directors which has achieved gender diversity at the Board level and targets to maintain the current level of female representation. The Company will ensure that gender diversity is taken into account when recruiting staff members of mid to senior level and ensure that sufficient resources are available for providing appropriate trainings and career development to develop a pipeline of potential successors to the Board and maintain gender diversity.

董事會成員多元化政策

本公司明白並深信多元化為企業帶來的好處，及認同多元化的董事會作為高效董事會的關鍵因素之一。提名委員會已採納董事會成員多元化政策（「多元化政策」）透過考慮各項因素，包括但不限於種族、工作經驗、專業技能、知識及服務年期，務求達致董事會成員多元化。本公司相信，提升董事會層面的多樣性乃實現其策略性目標及吸引和挽留人才的一個重要部分。董事會應當用人唯才，以董事會整體有效運作所需的技能和經驗為本，依循客觀標準，並適當考慮多樣性的好處。

提名委員會的提名過程中包括不少考慮因素，如法律要求、最佳常規和董事會的所需技能，以及履行董事會及其委員會的職責所需要的董事人數等。但篩選候選名單時不會設置任何如性別、年齡、文化或教育背景等限制。本公司相信，一個真正多元化的董事會將包括具備不同技能、地區及行業經驗、背景及其他資歷的董事，並可加以善用。可衡量目標包括 (i) 至少一名董事為女性；(ii) 至少三分之一董事會成員（但不少於三名董事）為獨立非執行董事；及 (iii) 董事會具備適合本公司業務需要均衡技能。考慮到本集團業務模式及具體需要，提名委員會須至少每年審閱董事會成員的多樣性，並須監察多元化政策的執行，並如合適會就為配合本公司策略而擬對董事會作出的變動提出建議。

董事會及員工多元化

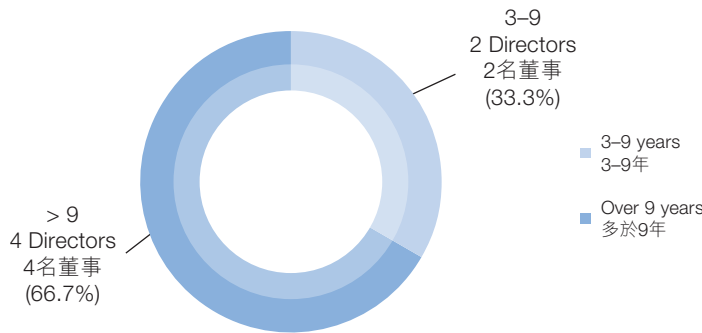
董事會層面

本公司的董事會成員在年齡、性別、學歷背景、專業經驗及行業經驗等方面亦非常多元化，本公司董事會目前由二名女性董事及四名男性董事組成，已在董事會層面實現性別多元化，並計劃保持目前的女性代表性水平。本公司將確保在招聘中高級職員時考慮性別多元化，並確保有足夠資源提供適當的培訓及職業發展，以發展董事會的潛在渠道及保持性別多元化。

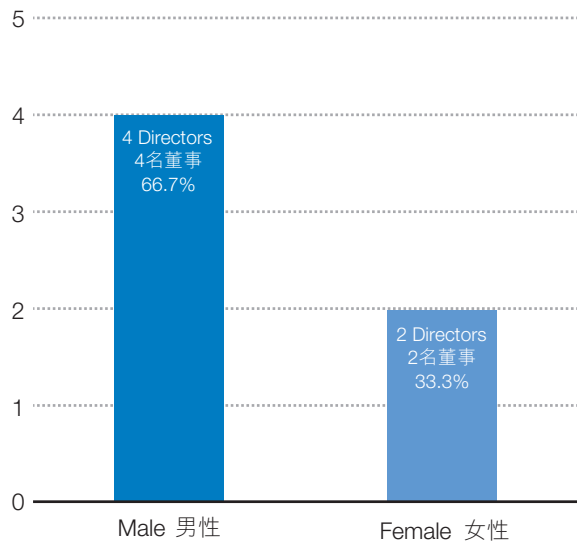
As at 31 December 2023, the composition of the Board of the Company was as follows:

於二零二三年十二月三十一日，本公司董事會組成如下：

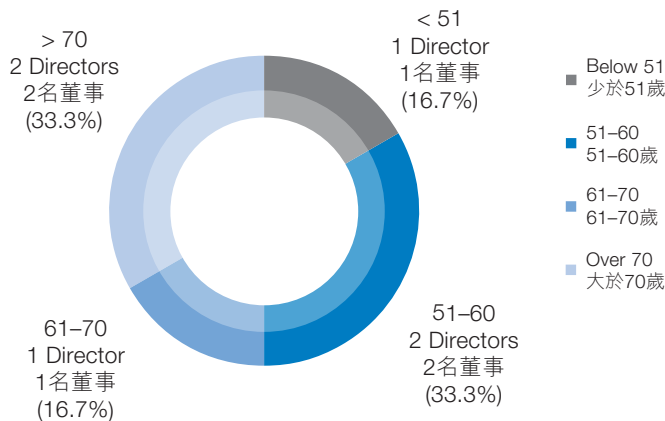
A LENGTH OF SERVICE 服務年期



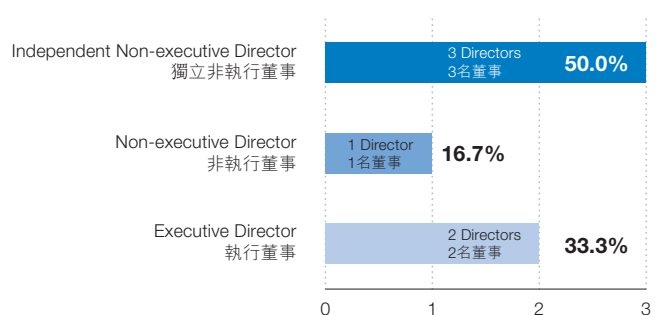
B GENDER 性別



C AGE 年齡



D DESIGNATION 職務



WORKFORCE LEVEL

The development of the Group is closely related to the competence, skills and team spirits of our employees. The Group appreciate their continuous hard work that created the success of the Group today. As an equal opportunity employer, the Group encourages gender diversity. The Group's recruitment strategy is to employ a right staff for a right position regardless of the gender. The Group ensure that all employees are treated fairly, and will not suffer any form of discrimination in respect of remuneration, promotion and benefits. The Group also established talent management and training programs to provide career development guidance and promotion opportunities to develop a broad and diverse pool of skilled and experienced employees.

During the year under review, the Group was not aware of any mitigating factors or circumstance which make achieving gender diversity across the workforce (including senior management) more challenging and less relevant. As at 31 December 2023, the Group had 1,143 employees (including senior management) in total comprising of 644 male and 499 female (i.e. a male to female ratio of approximately 56:44).

員工層面

本集團的發展與員工的才幹、技能和團隊精神息息相關。我們感謝員工持續不斷的努力，為本集團創造了今天的成就。作為平等機會僱主，本集團鼓勵性別多元化。本集團的招聘策略是為合適的職位聘用合適的員工，而不論性別。本集團確保所有員工得到公平對待，致力確保員工不會遭受任何形式的歧視（包括薪酬、晉升及福利）。本集團亦建立人才管理及培訓計劃，以提供職業發展指導及晉升機會，培養廣泛而多元化的熟練及經驗豐富的僱員隊伍。

於回顧年內，本集團並不知悉有任何減輕因素或情況，使實現全體員工（包括高級管理層）的性別多元化更具挑戰性或相關性降低。於二零二三年十二月三十一日，本集團共有1,143名員工（包括高級管理層）包括644名男性及499名女性（即男性與女性的比例為56:44）。

NOMINATION POLICY

The Nomination Committee recommends candidates for nomination to the Board, which approves the final choice of candidates. The Nomination Committee was responsible to maintain the nomination policy of the Company (the "Nomination Policy") and review the same from time to time. The objective of the Nomination Policy is to assist the Company in fulfilling its duties and responsibilities as provided in its terms of reference. This Nomination Policy sets out, inter alia, the selection criteria and the evaluation procedures in nominating candidates to be appointed or reappointed as Directors of the Company. The Nomination Committee shall consider any and all candidates recommended as nominees for Directors to the Committee by any Directors or Shareholders of the Company in accordance with the Articles. The Nomination Committee may also undertake its own search process for candidates and may retain the services of professional search firms or other third parties to assist in identifying and evaluating potential nominees. The Nomination Committee shall endeavour to find individuals of high integrity who possess the qualifications, qualities, skills, experience and independence (in case of Independent Non-executive Directors) to effectively represent the best interests of all Shareholders. Candidates will be selected for their ability to exercise good judgement, and to provide practical insights and diverse perspectives. The Nomination Committee may use any process it deems appropriate for the purpose of evaluating candidates including personal interviews, background checks, written submission by the candidates and third party references. As far as practicable, nominees for each election or appointment of Directors shall be evaluated using a substantially similar process. The Nomination Committee believes that independence is an important part of fulfilling the Directors' duty to supervise the management of the business and affairs of the Company. Non-executive Directors and Executive Directors are required to disclose his/her competing businesses to the Company. Cross-directorships in Hong Kong or overseas between Directors are also reviewed annually. The Nomination Committee is accountable for assessing whether any competing businesses or interlocking directorships could materially interfere with the exercise of objective and unfettered judgement by relevant Directors or their ability to act in the best interests of the Group.

提名政策

提名委員會向董事會推薦提名候選人，由董事會通過最終人選。提名委員會負責維持本公司的提名政策（「提名政策」），並不時對提名政策進行檢討。提名政策目標為協助本公司履行其於職權範圍內規定的職責。本提名政策載列（其中包括）提名待委任或重選為本公司董事之人選的評選標準及評估程序。根據公司組織章程細則，提名委員會應考慮由任何本公司董事或股東向委員會建議的任何及所有董事候選人。提名委員會亦可自行尋找候選人及可保留專業人事中介或其他第三方的服務以協助物色及評估有潛質的候選人。提名委員會會致力物色誠實守信並擁有資格、資質、技能、經驗及獨立性（倘為獨立非執行董事）的人士加入董事會，以有效代表所有股東的最佳利益，挑選具有良好的判斷力、能提供可行實用的見解及多元化觀點的能力的候選人。提名委員會可以任何其認為適當的方法評估候選人，包括面試、背景調查、候選人的陳述書及第三方引薦。每次選舉或委任董事時，應盡可能以大致相同的程序評估候選人。提名委員會認為，擁有獨立性是履行董事職責，以監督本公司的業務及事務的管理的一個重要部分。非執行董事和執行董事須披露其與本公司的競爭業務。提名委員會亦會就董事於香港或海外的跨董事職務作每年檢討。提名委員會負責評估董事會否受其競爭業務及跨董事職務，重大影響其在履行職責時作出客觀及不受約束的決定，以維護本集團之最佳利益。

REMUNERATION COMMITTEE

As at 31 December 2023, the remuneration committee of the Company (the “Remuneration Committee”) had Mr. EDE, Ronald Hao Xi, an Independent Non-executive Director, as the committee’s chairman, Ms. Li Kei Ling, and two Independent Non-executive Directors, Mr. Lo Tung Sing Tony and Ms. Lam Ming Yee Joan as the committee’s members. The Remuneration Committee’s terms of reference are summarized as follows:

- (i) to recommend to the Board on the Group’s policy and structure of all Directors and senior management remuneration and on the establishment of a formal and transparent procedure for developing remuneration policy;
- (ii) to determine with delegated responsibility from the Board, the remuneration packages of individual Executive Directors and senior management;
- (iii) to review and approve compensation payable to Executive Directors and senior management for any loss or termination of office or appointment;
- (iv) to review and approve compensation arrangements relating to dismissal or removal of Directors for misconduct;
- (v) to ensure that no Director or any of her/his associates is involved in deciding her/his own remuneration; and
- (vi) to review and/or approve matters relating to share schemes under Chapter 17 of the Listing Rules.

The Group’s remuneration policy bases on the market practice, the qualification, duties and responsibilities of Directors and employees. In order to attract, retain, and motivate high-performance persons, the Company has adopted share option scheme to reward those participants who contribute to the success of the Group’s operations.

薪酬委員會

於二零二三年十二月三十一日，本公司薪酬委員會（「薪酬委員會」）以獨立非執行董事EDE, Ronald Hao Xi先生為委員會主席，李其玲女士及兩名獨立非執行董事 — 勞同聲先生及林明儀女士為委員會成員。薪酬委員會職權範圍概述如下：

- (i) 就本集團董事及高級管理層的全體薪酬政策及架構，以及就設立正規而具透明度的程序制定薪酬政策，向董事會提出建議；
- (ii) 獲董事會轉授責任釐定各執行董事及高級管理層之薪酬待遇；
- (iii) 檢討及批准向執行董事及高級管理層就其喪失或終止職務或委任時應向彼等支付之補償金；
- (iv) 檢討及批准因行為失當而遭解聘或免職之董事所涉及的補償安排；
- (v) 確保任何董事或其任何聯繫人不得參與自行釐定薪酬；及
- (vi) 審閱及／或批准《上市規則》第十七章所述有關股份計劃的事宜。

本集團的薪酬政策是參照市場慣例、董事及員工的資歷、職務及責任釐訂，為招攬、挽留及激勵表現稱職人員，本公司採納購股權計劃，從而對為本集團業務成功作出貢獻之參與者提供獎勵。

The Board considers that the Executive Directors of the Company, CEO and the chief financial officer are the key management personnel of the Group. For the year ended 31 December 2023, the aggregate emoluments payable to Directors, CEO and the chief financial officer were within the following bands:

		Number of individuals 人數
Nil to HK\$1,000,000	零至港幣 1,000,000 元	5
HK\$1,000,001 to HK\$2,000,000	港幣 1,000,001 元至港幣 2,000,000 元	2
HK\$2,000,001 to HK\$3,000,000	港幣 2,000,001 元至港幣 3,000,000 元	–
HK\$3,000,001 to HK\$4,000,000	港幣 3,000,001 元至港幣 4,000,000 元	1
HK\$4,000,001 to HK\$5,000,000	港幣 4,000,001 元至港幣 5,000,000 元	–
HK\$5,000,001 to HK\$6,000,000	港幣 5,000,001 元至港幣 6,000,000 元	–
HK\$6,000,001 to HK\$7,000,000	港幣 6,000,001 元至港幣 7,000,000 元	–

Details of the amount of Directors' and chief executive officer's emoluments are set out in note 8 to financial statements and the details of the Share Option Scheme are set out in note 32 to financial statements.

董事會認為本公司執行董事、總裁及首席財務官均為本集團主要管理人員。截至二零二三年十二月三十一日止年度，應付董事、總裁及首席財務官之總薪酬介乎以下範圍：

董事及總裁酬金之詳情載於財務報表附註8，而購股權計劃之詳情載於財務報表附註32。

The Remuneration Committee had two meetings in 2023 to determine the bonus of director and senior management, review and recommendation to the Board on the adoption of new share option scheme of the Company in 2023 AGM.

於二零二三年，薪酬委員會舉行了二次會議以釐定董事及高級管理層獎金，審閱及向董事會建議在二零二三年股東週年大會上採納本公司新的購股權計劃。

AUDIT COMMITTEE

The Company has an audit committee (the "Audit Committee") which was established in compliance with Rule 3.21 of the Listing Rules for the purpose of reviewing and providing supervision over the Group's financial reporting process and internal controls. The Audit Committee comprises three Independent Non-executive Directors of the Company who among themselves possess a wealth of management experience in the accounting profession, commercial, medical and pharmaceutical sectors.

審核委員會

本公司遵照上市規則第3.21條，以審閱及監管本集團財務申報過程及內部監控成立審核委員會（「審核委員會」）。審核委員會包括三名本公司獨立非執行董事。彼等分別於會計專業、商業及醫藥行業具有豐富之管理經驗。

As at 31 December 2023, the Audit Committee's chairman was Mr. Lo Tung Sing Tony, while Mr. EDE, Ronald Hao Xi and Ms. Lam Ming Yee Joan were the committee's members. The Audit Committee's terms of reference are summarized as follows:

- (i) to consider and recommend to the Board the independence, appointment, re-appointment and removal of external auditors;
- (ii) to approve the remuneration and terms of engagement of the external auditors, and to deal with any questions of its resignation or dismissal;
- (iii) to review financial information; and
- (iv) to oversee financial reporting system, risks management (including ESG risks) and internal control systems.

During the year 2023, the Audit Committee had five meetings, two of which were held with external auditors without presence of Executive Directors. The work performed by the Audit Committee for the year ended 31 December 2023 is summarized below:

- (1) reviewed the external auditors' independence, the terms of engagement and approved the remuneration of the external auditors;
- (2) reviewed the annual audit plan of the external auditors and discussed with them about the nature and scope of the audit;
- (3) reviewed the Group's interim financial information and annual financial statements, before submission to the Board, discussed the financial reporting matters and any areas of concerns during the audits, including but not limited to the impact of the changes in accounting policies and practices, and on the compliance with accounting standards, the Listing Rules and the legal requirements; and
- (4) reviewed internal audit report and annual audit plan of the internal audit department and the effectiveness of internal audit function, risk management (including ESG risks) and internal control systems.

The audited financial statements of the Company for the year ended 31 December 2023 have been reviewed by the Audit Committee before recommending them to the Board for approval.

於二零二三年十二月三十一日，審核委員會主席為勞同聲先生，EDE, Ronald Hao Xi先生及林明儀女士為委員會成員。審核委員會的職權範圍概述如下：

- (i) 就外聘核數師的獨立性、委任、重新委任及罷免作出考慮並向董事會提供建議；
- (ii) 批准外聘核數師的薪酬及聘用條款，及處理任何有關該核數師辭職或辭退該核數師的問題；
- (iii) 審閱財務資料；及
- (iv) 監管財務申報制度、風險管理（包括環境、社會及管治風險）及內部監控系統。

於二零二三年，審核委員會開會五次，其中兩次在執行董事不在場的情況下與外聘核數師開會。截至二零二三年十二月三十一日止年度，審核委員會的工作摘要如下：

- (1) 審閱外聘核數師的獨立身份、聘任書及批准外聘核數師的薪酬；
- (2) 與外聘核數師檢討年度審核計劃，及討論審核性質及範疇；
- (3) 在向董事會提交半年及年度財務報表前作出審閱，討論有關財務報告事宜及審核過程中之任何問題，包括但不限於會計政策及慣例變動之影響、及是否遵守會計準則、上市規則及法律之規定；及
- (4) 審閱內部審計部提交的內部審計報告及每年的內部審計計劃、及內部審核功能、風險管理（包括環境、社會及管治風險）及內部監控系統的有效性。

本公司截至二零二三年十二月三十一日止年度經審核的財務報表於提呈董事會批准前經由審核委員會審閱。

AUDITORS' REMUNERATION

Ernst & Young has been reappointed as the Company's external auditors at the AGM on 25 May 2023 until the conclusion of the next AGM. During the year 2023, the remuneration paid or payable to the Company's external auditors in respect of services provided was as follow:

Fees for statutory audit services amounted to RMB2,260,000.

COMPANY SECRETARY

Ms. Pang Kit Ling, the company secretary of the Company, is a full time employee of the Group. During the year, the company secretary of the Company confirmed that she had taken no less than 15 hours of relevant professional training.

SHAREHOLDERS' RIGHTS

Pursuant to Articles 58 of the Company's Articles of Association, any one or more shareholders holding at the date of deposit of the requisition not less than one-tenth of the paid up capital of the Company carrying the right of voting at general meetings of the Company shall at all times have the right, by written requisition to the Board or the secretary of the Company, to require an extraordinary general meeting to be called by the Board for the transaction of any business specified in such requisition; and such meeting shall be held within two months after the deposit of such requisition. If within twenty-one days of such deposit the Board fails to proceed to convene such meeting the shareholder(s) himself (themselves) may do so in the same manner, and all reasonable expenses incurred by the shareholder(s) as a result of the failure of the Board shall be reimbursed to the shareholder(s) by the Company.

There is no provision allowing shareholders to move new resolutions at general meetings under the Cayman Islands Companies Act or the Articles of Association of the Company. Shareholders who wish to move a resolution may request the Company to convene a general meeting following the procedures set out in the preceding paragraph.

As regards, proposing a person for election as a director, please refer to the procedures available on the website of the Company.

Shareholders may at any time send their enquiries and concerns to the Board in writing to the Company's principal place of business in Hong Kong at Units 3001-02, 30/F, CNT Tower, 338 Hennessy Road, Wanchai, Hong Kong.

核數師酬金

安永會計師事務所於本公司二零二三年五月二十五日股東週年大會上獲續聘為本公司之外聘核數師直至應屆股東週年大會為止。於二零二三年，就所提供服務已付或應付本公司之外聘核數師之酬金如下：

法定的核數服務費用共人民幣2,260,000元。

公司秘書

本公司公司秘書彭潔玲女士為本集團全職僱員，年內，本公司公司秘書確認彼曾參加不少於15小時的相關專業培訓。

股東權利

根據本公司之公司組織章程細則第58條之規定，任何一位或以上於遞呈要求日期持有不少於本公司繳足股本(附有於本公司股東大會表決權利)十分之一的股東，於任何時候有權透過向本公司董事會或秘書發出書面要求，要求董事會召開股東特別大會，以處理有關要求中指明的任何事項；且該大會應於遞呈該要求後兩個月內舉行。倘遞呈後二十一日內，董事會未有召開該大會，則股東(們)可親自以相同方式召開該大會，股東因董事會未有召開會議而招致的任何合理費用，須由本公司償還股東。

開曼群島公司法或本公司之公司組織章程細則並無列明股東可在股東大會上提呈任何新決議案。有意提呈決議案之股東可按上段所載程序要求本公司召開股東大會。

關於提名董事候選人之事宜，請參閱本公司網站所載之程序。

股東可隨時致函本公司之香港主要營業地點(地址為香港灣仔軒尼詩道338號北海中心30樓3001-02室)，向董事會提出查詢及表達意見。

CONSTITUTIONAL DOCUMENTS

There is no change in the Company's memorandum and articles of association during the year ended 31 December 2023.

INVESTOR RELATIONS AND COMMUNICATION WITH SHAREHOLDERS

The Company considers that effective communication with its shareholders is essential for enhancing investor relations and investor understanding of the Group's business performance and strategies. The objective of the Company's shareholder's communication policy is to disclose relevant corporate information to shareholders in a timely manner. The Company establishes and maintains different communication channels with its shareholders. In addition to the publication of annual report and interim reports to shareholders, the company's website which contains corporate information, corporate governance practice, interim and annual reports, announcements and circulars issued by the Company enables all shareholders and potential investors to have timely and updated information of the Company. Shareholders may raise questions or make a request for the Company's information to the extent such information is publicly available by email or by post to the Company's principal place of business in Hong Kong.

The Company's AGM is a valuable forum for the Board to communicate directly with the shareholders. The Chairman of the Board attends the AGM and arranges the chairman of the committees or in the absence of the chairman of such committees, another member of the committees to be available to answer questions at the AGM. The Chairman proposes separate resolutions for each issue to be considered, including the election of Directors, and put each proposed resolution to the vote by way of a poll. Voting results are posted on the Company's website on the day of AGM.

During the year under review, an annual general meeting of the Company was held on 25 May 2023 at which all Directors, the CEO, the chief financial officer of the Company and the auditor attended either by person or by means of electronic facilities to communicate with the shareholders of the Company. In addition, all corporate communications and regulatory announcements were published by the Company's website and the website of the Stock Exchange in a timely manner. Taking into account the variety of existing channels for communications, the shareholder's communication policy is considered to have been effectively implemented.

組織章程文件

於截至二零二三年十二月三十一日止年度，本公司之組織章程大綱及組織章程細則並無任何變動。

投資者關係與股東之溝通

本公司認為，與股東有效溝通對加強投資者關係及讓投資者瞭解本集團業務表現及策略相當重要。本公司的股東通訊政策目標是及時向股東披露相關信息。本公司設立不同渠道保持與股東溝通，除刊印年度報告、中期報告給股東；本公司之網站載有公司資料、企業管治常規、本公司刊發之中期及年度報告、公告及通函，使本公司股東或有意投資者可及時地取得本公司之最新資訊。股東可電郵或郵寄至本公司於香港之主要營業地點提出問題或要求索取可公開取得的公司資料。

本公司的股東週年大會提供寶貴場合讓董事會直接與股東溝通。董事會主席出席股東週年大會，並安排董事會轄下委員會的主席，或在該等委員會的主席缺席時由另一名委員會成員在股東週年大會上回答提問。主席就每項獨立之事宜個別提出決議案以供審議，包括選舉董事，並對各項提呈之決議案以投票方式進行表決。投票表決之結果於股東週年大會日於本公司網站上登載。

於回顧年內，本公司於二零二三年五月二十五日舉行股東週年大會，全體董事、本公司總裁、首席財務官及核數師均親身或以電子設施出席大會，以與本公司股東溝通。此外，本公司已適時在其網站及聯交所網站刊發所有公司通訊及監管公告，經考慮現有多種溝通途徑，股東通訊政策被視為已得到有效執行。

DIVIDEND POLICY

The Company aims to provide its shareholders with a target annual dividend payout ratio between 25% to 50% of the profit after tax attributable to owners of the parent in any financial year subject to the following factors:

1. the Company's actual and expected cash flow positions and financial performance;
2. projected capital expenditure, future expansion plans and growth opportunities;
3. the Group's debts to equity ratio, return on equity and the relevant financial covenants;
4. general economic conditions and business cycle of the Group's core business;
5. general expectation of shareholders and investors of the Company; and
6. any other factors that the Board deems appropriate.

The Board will declare dividends semi-annually. The payment of final dividend is subject to the approval of Shareholders and scrip dividend distribution option also may be provided for the election of the Shareholders in relation to the payment of final dividend in any financial year. This dividend policy and the declaration and/or payment of dividends under this policy are subject to the Board's continuing determination that this dividend policy and the declaration and/or payment of dividends would be in the best interests of the Group and the Shareholders, and are in compliance with all applicable laws and regulations.

股息政策

本公司致力於任何財政年度為其股東派發約佔母公司擁有人除稅後溢利的25%–50%的年度派息比例，惟受限於以下因素：

1. 本公司的實際及預期現金流狀況及財務表現；
2. 預計資本開支、未來擴展計劃及增長機會；
3. 本集團負債權益比率、股本回報率及相關財務契約；
4. 整體經濟狀況及本集團核心業務的業務週期；
5. 本公司股東及投資者的整體期望；及
6. 董事會認為適當的任何其他因素。

董事會將每半年宣派股息。末期股息的派發須待股東批准，而本公司亦可能於任何財政年度就末期股息的派發提供以股代息分派選項以供股東選擇。董事會會持續審訂本股息政策以及根據本政策宣派及／或派發的股息，以確定本股息政策以及宣派及／或派發的股息符合本集團及股東的最佳利益，並遵守所有適用法律及法規。

EXECUTIVE DIRECTORS

Ms. Li, Kei Ling, aged 75, is an Executive Director and Chairman of the Company. Ms. Li is one of the founders of the Group. She founded the Group in December 1995 and was appointed to the Board in October 2002. She was also the chief executive officer of the Company from 1 March 2015 to 17 April 2016. Ms. Li is also the Chairman of Dawnrays International Co., Ltd., Dawnrays International Company Limited (東瑞國際股份有限公司), Suzhou Dawnrays Pharmaceutical Co., Ltd., Fujian Dawnrays Pharmaceutical Co., Ltd., Nanjing PharmaRays Science and Technology Co., Ltd., Guangzhou PharmaRays Science and Technology Co., Ltd., Lanzhou Dawnrays Pharmaceutical Co., Ltd., Suzhou Dawnrays Pharmaceuticals Trading Co., Ltd. and Dawnrays Pharma (Hong Kong) Ltd., which are all subsidiaries of the Company. She is the Chairman of the Nomination Committee and a member of the Remuneration Committee. Ms. Li has over thirty years of experience in corporate management, strategic planning, business operations and finance, in particular for pharmaceutical enterprises in the PRC. She is responsible for supervising the strategic management decisions to ensure good corporate governance practices and business policies are established, and executing the overall developmental strategies of the Group.

Mr. HUNG, Yung Lai, aged 79, is an Executive Director of the Company and one of the founders of the Group. Mr. Hung founded the Group in December 1995 and was appointed to the Board in October 2002. Mr. Hung also holds directorship in Dawnrays International Co., Ltd., Dawnrays Biotechnology Capital (Asia) Ltd., Dawnrays International Company Limited (東瑞國際股份有限公司), Suzhou Dawnrays Pharmaceutical Co., Ltd., Fujian Dawnrays Pharmaceutical Co., Ltd., Nanjing PharmaRays Science and Technology Co., Ltd., Guangzhou PharmaRays Science and Technology Co., Ltd., Lanzhou Dawnrays Pharmaceutical Co., Ltd., Suzhou Dawnrays Pharmaceuticals Trading Co., Ltd. and Dawnrays Pharma (Hong Kong) Ltd., which are all subsidiaries of the Company. Mr. Hung holds a degree from 上海音樂學院 (Shanghai Conservatory of Music). He has over thirty years of experience in corporate management and corporate development, and has participated in founding and managing of pharmaceutical and high-tech enterprises. Mr. Hung was an executive director and the chairman of Sing Lee Software (Group) Ltd., a company listed on the Growth Enterprise Market of the Stock Exchange during May 2001 to October 2022.

執行董事

李其玲女士，75歲，本公司執行董事兼主席。李女士為本集團創辦人之一，彼於一九九五年十二月創立本集團並於二零零二年十月被委任為董事。於二零一五年三月一日至二零一六年四月十七日，彼亦是本公司總裁。李女士亦是本公司之附屬公司包括東瑞國際有限公司、東瑞國際股份有限公司、蘇州東瑞製藥有限公司、福建東瑞製藥有限公司、南京福美瑞信科技有限公司、廣州福美瑞信科技有限公司、蘭州東瑞製藥有限公司、蘇州東瑞醫藥貿易有限公司及東瑞藥業(香港)有限公司之主席，彼也是提名委員會主席及薪酬委員會的成員。李女士於企業管理、策略規劃、業務營運及財務等方面，尤其在中國製藥企業的上述有關方面，擁有逾三十年經驗。彼負責監督管理決策之執行，確保制定良好的企業管治常規和經營方針，及制定本集團的整體發展策略。

熊融禮先生，79歲，本公司執行董事及本集團創辦人之一。熊先生於一九九五年十二月創立本集團並於二零零二年十月被委任為董事。熊先生亦於本公司之附屬公司包括東瑞國際有限公司、東瑞生物投資發展(亞洲)有限公司、東瑞國際股份有限公司、蘇州東瑞製藥有限公司、福建東瑞製藥有限公司、南京福美瑞信科技有限公司、廣州福美瑞信科技有限公司、蘭州東瑞製藥有限公司、蘇州東瑞醫藥貿易有限公司及東瑞藥業(香港)有限公司擔任董事職務。熊先生持有上海音樂學院的學位。彼於企業管理與公司發展方面擁有逾三十年經驗，並曾創立及管理製藥及高科技企業。熊先生於二零零一年五月至二零二二年十月期間是聯交所創業板上市公司新利軟件(集團)股份有限公司的執行董事兼主席。

Directors' and Senior Management's Biographies

董事及高級管理層履歷

NON-EXECUTIVE DIRECTOR

Mr. LEUNG, Hong Man, aged 49, is a Non-executive Director of the Company. He joined the Group and was appointed to the Board in November 2005. Mr. Leung has started his business career in knitting machinery since 1993. He has over ten years experience in sales and management and also over ten years experience in finance and property investments. In recent years, Mr. Leung has strived to exploit business in hi-tech agriculture and arts and cultural industries. Mr. Leung currently is the shareholder and the director of Toyo International Investment Ltd., which has been one of the substantial shareholders (as required to be disclosed under Part XV of the Securities and Futures Ordinance) of the Company since September 2005.

INDEPENDENT NON-EXECUTIVE DIRECTORS

Mr. LO, Tung Sing Tony, aged 55, is an Independent Non-executive Director of the Company. Mr. Lo joined the Group in October 2010. He is the Chairman of the Audit Committee, a member of the Remuneration Committee and the Nomination Committee of the Company respectively. Mr. Lo has extensive experience in financial management and business development in Hong Kong and multinational companies. He obtained his Bachelor degree in Business Administration from The Chinese University of Hong Kong and Master of Science in Financial Management from The University of London. Mr. Lo is an associate member of The Hong Kong Institute of Certified Public Accountants. He currently holds the position of Director of Finance at The University of Hong Kong.

Mr. EDE, Ronald Hao Xi, aged 65, is an Independent Non-executive Director of the Company. Mr. EDE joined the Group in June 2015 and was appointed as a Non-executive Director. He was re-designated as an Independent Non-executive Director, the Chairman of the Remuneration Committee, a member of the Audit Committee and the Nomination Committee of the Company with effect from 1 July 2017. Mr. EDE has extensive experience in financial and business management in multinational companies. He obtained his Bachelor degree in Business Administration from The University of Hawaii and a Master of Business Administration degree from The University of Washington. He is also a fellow member of the Institute of Singapore Chartered Accountants. Mr. EDE was as an independent non-executive director of Mindray Medical International Ltd. (a company listed on Shenzhen Stock Exchange) from January 2017 to 18 May 2023. Mr. EDE currently holds the position of executive director of Innovent Biologics Inc. (a company listed on the Main Board of the Stock Exchange of Hong Kong Limited).

非執行董事

梁康民先生，49歲，本公司非執行董事，彼於二零零五年十一月加盟本集團及被委任為董事。梁先生自一九九三年開展針織機械事業，在銷售及管理方面累積超過十年經驗，以及逾十年的金融及房地產投資經驗。近年更致力拓展高新農業事務和文化藝術行業。梁先生現時為東海國際投資有限公司（自二零零五年九月起成為本公司根據證券及期貨條例第XV部需要披露的主要股東之一）的股東及董事。

獨立非執行董事

勞同聲先生，55歲，本公司獨立非執行董事，勞先生於二零一零年十月加盟本集團。彼現分別為本公司審核委員會主席、薪酬委員會及提名委員會的成員。勞先生於香港及跨國公司財務管理及業務發展方面擁有廣泛經驗。勞先生於香港中文大學取得工商管理學士學位及於倫敦大學取得財務管理學碩士學位。彼亦是香港會計師公會會員。彼現任香港大學財務處長。

EDE, Ronald Hao Xi先生，65歲，本公司獨立非執行董事，EDE先生於二零一五年六月加盟本集團及被委任為非執行董事。於二零一七年七月一日起被調任為本公司獨立非執行董事、薪酬委員會主席、審核委員會以及提名委員會的成員。EDE先生於跨國公司財務及業務管理方面擁有廣泛經驗。彼於夏威夷大學(The University of Hawaii)取得工商管理學士學位及於華盛頓大學(The University of Washington)取得工商管理碩士學位。彼亦是新加坡特許會計師公會資深會員。EDE先生於二零一七年一月至二零二三年五月十八日為邁瑞醫療國際有限公司（一間於深圳證券交易所上市公司）的獨立非執行董事。EDE先生現任信達生物製藥有限公司（一間於香港聯合交易所有限公司主板上市公司）執行董事。

Ms. LAM, Ming Yee Joan, aged 56, is an Independent Non-executive Director of the Company. Ms. Lam joined the Group in May 2018. She is a member of the Audit Committee, the Remuneration Committee and the Nomination Committee of the Company respectively. Ms. Lam earned her bachelor degree in accountancy from City University of Hong Kong. She is a certified public accountant in Hong Kong. Ms. Lam has extensive experience in the finance and accounting field, gained from major international financial institutions and listed company in Hong Kong.

CHIEF EXECUTIVE OFFICER

Mr. WU, Weixian, aged 55, is the Chief Executive Officer of the Company. Mr. Wu has been appointed as the chief executive officer of the Company from 16 February 2022 to take charge of daily business operations and management of the Group. Mr. Wu joined the Group in April 2019. He was the director and general manager of Nanjing PharmaRays Science and Technology Co., Ltd., a non-wholly owned subsidiary of Suzhou Dawnrays Pharmaceutical Co., Ltd. (an indirect wholly owned subsidiary of the Company) and Guangzhou PharmaRays Science and Technology Co., Ltd., a wholly owned subsidiary of Nanjing PharmaRays Science and Technology Co., Ltd. Mr. Wu holds directorship in Suzhou Dawnrays Pharmaceutical Co., Ltd., Fujian Dawnrays Pharmaceutical Co., Ltd., Lanzhou Dawnrays Pharmaceutical Co., Ltd. and Suzhou Dawnrays Pharmaceuticals Trading Co., Ltd.. Mr. Wu obtained his Bachelor degree of Medicine from Guangzhou Medical College (renamed as Guangzhou Medicine University in 2013) and Diploma in Management from China Europe International Business School. Mr. Wu worked in a number of multinational corporations or sino-foreign joint ventures. From March 1997 to August 2009, he successively served as the sales manager of Beijing Novartis Pharma Co., Ltd. Guangzhou Site first and the marketing manager of Beijing Novartis Pharma Co., Ltd. Beijing Headquarter. In 2007, he had been delegated to work in Novartis Pharmaceuticals Corporation's United States Oncology Drug Division in New Jersey for one year. Mr. Wu has over twenty-eight years of experience in pharmaceutical industry and specializes in planning and management of sales, marketing and business development of pharmaceutical products.

林明儀女士，56歲，本公司獨立非執行董事，林女士於二零一八年五月加盟本集團，彼現分別為本公司審核委員會、薪酬委員會及提名委員會的成員。林女士擁有香港城市大學會計學學士學位，彼亦是香港專業會計師。林女士曾於多家跨國金融機構及香港上市公司任職，擁有豐富的財務與會計管理經驗。

總裁

吳偉賢先生，55歲，本公司總裁，吳先生於二零二二年二月十六日被委任為本公司總裁，負責管理本集團日常營運及管理工作。吳先生於二零一九年四月加盟本集團，曾擔任本公司間接全資附屬公司蘇州東瑞製藥有限公司之非全資附屬公司－南京福美瑞信科技有限公司及南京福美瑞信科技有限公司之全資附屬公司－廣州福美瑞信科技有限公司董事兼總經理。吳先生於蘇州東瑞製藥有限公司、福建東瑞製藥有限公司、蘭州東瑞製藥有限公司及蘇州東瑞醫藥貿易有限公司擔任董事職務。吳先生於廣州醫學院（於二零一三年更名為廣州醫科大學）取得臨床醫學學士學位及於中歐國際工商學院取得工商管理文憑。吳先生曾於多間跨國企業或中外合資企業任職，自一九九七年三月至二零零九年八月，曾先後擔任北京諾華製藥有限公司廣州辦事處銷售經理及北京諾華製藥有限公司北京總部市場經理；於二零零七年，曾被派往美國新澤西州的諾華公司美國腫瘤藥品事業部工作一年。吳先生在醫藥行業擁有逾二十八年經驗，專注於醫藥產品的銷售、市場推廣及業務拓展的計劃與管理工作。

董事及高級管理層履歷

SENIOR MANAGEMENT

Mr. WU, Yijun, aged 60, is the Chief Financial Officer of the Group. Mr. Wu is responsible for the Group's financial management including financial planning, capital budgeting, execution of costing, budget planning and monitoring. Mr. Wu holds directorship in Fujian Dawnrays Pharmaceutical Co., Ltd., Lanzhou Dawnrays Pharmaceutical Co., Ltd., Suzhou Dawnrays Pharmaceuticals Trading Co., Ltd., Nanjing PharmaRays Science and Technology Co., Ltd. and Guangzhou PharmaRays Science and Technology Co., Ltd. which are all subsidiaries of the Company. Mr. Wu obtained a Bachelor degree of Accountancy from Nanjing Audit Institute (renamed as Nanjing Audit University in 2015). He attained senior accountant and economist qualification in the PRC. Mr. Wu has over thirty years' experience in internal control, budgeting, financial management, investment and financing, economic management and PRC's taxation regulations. Mr. Wu joined the Group in December 2002.

高級管理層

吳義俊先生，60歲，本集團首席財務官，負責本集團的財務管理包括財務策劃、資金規劃、成本核算、預算編製及監督工作。吳先生亦於本公司之附屬公司包括福建東瑞製藥有限公司、蘭州東瑞製藥有限公司、蘇州東瑞醫藥貿易有限公司、南京福美瑞信科技有限公司及廣州福美瑞信科技有限公司擔任董事職務。吳先生持有南京審計學院（於二零一五年更名為南京審計大學）會計學士學位，並持有中國正高級會計師和經濟師資格。吳先生於內部控制、財政預算、財務管理、投融資、經濟管理及中國稅務法規方面擁有超過三十年經驗。吳先生於二零零二年十二月加盟本集團。

The board of Directors (the “Board”) herein present their report and the audited financial statements of Dawnrays Pharmaceutical (Holdings) Limited (the “Company”) and its subsidiaries (collectively referred to as the “Group”) for the year ended 31 December 2023.

PRINCIPAL ACTIVITIES

The principal activity of the Company is investment holding. Details of the principal activities of the subsidiaries are set out in note 1 to financial statements. There were no significant changes in the nature of the Group’s principal activities during the year.

RESULTS AND DIVIDENDS

The Group’s profit for the year ended 31 December 2023 and the state of affairs of the Company and the Group at that date are set out in the audited financial statements on pages 76 to 201.

An interim dividend of HK\$0.015 per ordinary share was paid on 5 October 2023. The Board recommends the payment of a final dividend of HK\$0.065 per ordinary share in respect of the year, to shareholders on the register of members on 12 June 2024. This recommendation has been incorporated in the financial statements as an allocation of retained profits within the equity section of the statement of financial position.

BUSINESS REVIEW

Review of the Group’s business for the year ended 31 December 2023 are presented in “Chairman’s Statement” and “Management Discussion and Analysis” on pages 5 to 8 and pages 10 to 16 respectively. The “Financial Review” on pages 17 to 25 also includes an analysis of the Group’s financial key performance indicators during the year. Future developments in the Group’s business are disclosed in “Chairman’s Statement” on page 9 and “Management Discussion and Analysis” on pages 10 to 14.

The applicable discussion and analysis as cross-referenced above shall form an integral part of this Report of the Directors.

董事會(「董事會」)提呈其董事會報告及東瑞製葯(控股)有限公司(「本公司」)及其附屬公司(統稱「本集團」)截至二零二三年十二月三十一日止年度的經審核財務報表。

主要業務

本公司的主要業務為投資控股。附屬公司的主要業務詳情載列於財務報表附註1。本集團於年內的主要業務性質並無重大變動。

業績及股息

本集團截至二零二三年十二月三十一日止年度的溢利及本公司及本集團於該日的財務狀況，載於經審核財務報表第76至201頁。

每股普通股港幣0.015元的中期股息已於二零二三年十月五日派發。董事會建議向於二零二四年六月十二日名列股東名冊的股東支付末期股息每股普通股港幣0.065元。有關建議已列入財務報表，並以分配保留溢利的形式計入財務狀況表內權益一節中。

業務回顧

本集團截至二零二三年十二月三十一日止年度的業務回顧，分別載於「主席報告」第5至8頁及「管理層討論及分析」第10至16頁。「財務回顧」第17至25頁亦包括了本年度本集團主要財務表現指標的分析。本集團的未來發展於「主席報告」第9頁及「管理層討論及分析」第10至14頁披露。

上述互相參照之適用討論及分析是本董事會報告書的組成部分。

EVENT AFTER THE REPORTING PERIOD

On 8 February 2024, Dawnrays Biotechnology entered into the Agreement with Akeso Biopharma, Akeso Inc. and AD Pharmaceuticals, pursuant to which Dawnrays Biotechnology agreed to sell and Akeso Biopharma agreed to purchase Dawnrays Biotechnology's 35% equity interest in AD Pharmaceuticals at the purchase price of approximately RMB267,387,000. Further details of which were set out in the Company's announcement dated 9 February 2024.

PRINCIPAL RISKS AND UNCERTAINTIES

Details about the Group's financial risk management objectives and policies are disclosed in note 36 to financial statements. The following risks and uncertainties may affect the results and business operations of the Group, some of which are inherent to pharmaceutical sector and some are from external sources.

(1) DRUG APPROVAL PROCESS IN RELATION TO PRODUCTS UNDER DEVELOPMENT

The actual timing of the market launch of products under development could vary significantly from our estimates due to a number of factors including delays or failures in our pre-clinical studies or clinical trials, the lengthy approval process and the uncertainties in the outcome of regulatory approval process. If any of the necessary approvals in relation to products under development is delayed or not obtained, this could adversely affect the timing of the market launch of the products. The Group is committed to investing in research and development of new drugs in order to ensure a rich product pipeline.

(2) TENDER AND PRICE CONTROL

The Group has to participate in a government-led tender process every year or every few years. In the event that the Group fails to win the tender in a tender process, the sale of the Group's products to public hospitals in such provinces will be prohibited and the Group will lose market share of that part. In addition, certain new methods have been recently adopted in the tender process for centralized procurement of drugs, which may exert further downward pressure against the price of pharmaceutical products and the Group's market share, revenue and profitability may be adversely affected. The Group has a team of staff monitoring and handling the drug tenders with the objective of winning the tenders for the Group's products at a desirable price level.

報告期後事項

於二零二四年二月八日，東瑞生物與中山康方、康方生物及康融東方訂立協議，據此，東瑞生物同意出售及中山康方同意購買東瑞生物於康融東方的35%股權，購買價約人民幣267,387,000元，進一步詳情載於本公司日期為二零二四年二月九日的公告。

主要風險及不確定性

本集團的金融風險管理目標及對策載於財務報表附註36。下列之風險及不確定性可能會影響本集團之業績及業務經營，部份因素屬醫藥行業固有，部份則來自外界來源。

(1) 有關開發中產品之藥品批准

開發中產品上市之實際時間可能由於多項因素而與本集團預期之時間存在重大差異，包括臨床前研究或臨床試驗延遲或失敗，審批流程需時及監管批准過程結果之不確定性。倘任何開發中產品須取得之必要批准有所延誤或未能獲取，將影響該等產品上市之實際時間。本集團致力投資於研發新藥品以確保擁有豐富的在研產品線。

(2) 招標及價格控制

本集團須每年參與或每隔幾年參與政府主導的招標程序。倘本集團未能在招標程序中中標，本集團的產品將不能銷售至各省份的公立醫院，本集團也將會失去該部分的市場份額；另外，最近集採招標過程中採用若干新方法，可能對醫藥產品價格造成進一步下調的壓力。這對本集團的市場份額、收入及盈利能力可能會有不利影響。本集團擁有一隊監督及處理藥品招標之隊伍，負責為本集團產品爭取以理想之價格水平中標。

(3) HEALTHCARE REFORM IN CHINA

The healthcare system in the PRC is undergoing a crucial reform period, where laws, regulations and policies in effect governing the medical, healthcare and pharmaceutical industry are constantly evolving. New policies implementation may have material effects to the Group. It may also incur significant costs, divert the resources and attention of the management and thus leading to more uncertainties and risks in respect of the Group's business and operation.

(4) PRC ENVIRONMENTAL AND SAFETY REGULATIONS

The PRC government amends relevant laws, rules and regulations from time to time in order to impose a more stringent standard for environmental and safety protection. The Group is subject to such laws, rules and regulations including but not limited to those in relation to the discharge of gaseous waste, liquid waste and solid waste, noise pollution and the safety of the workers during the manufacturing process. Any violation of these laws, rules or regulations may result in substantial fines, criminal sanctions, revocation of operating permits, shutdown of the production facilities and obligations to take corrective measures.

(3) 中國醫療改革

中國當前處於醫療體制改革關鍵時期，很多監管醫療保健及製藥業的法律、法規或執行政策正在發展且經常變更。新政策推行均可能對本集團造成重大影響，也可能產生高昂費用、分散資源及管理層注意力，因而使本集團的業務及營運面臨的不確定因素及風險增加。

(4) 中國環境及安全法規

中國政府不時修訂相關的法律、規則及法規，以對環境及安全保障實施更嚴格的標準。本集團需要遵守該等法律、規則及法規，包括但不限於有關氣體廢物、液體廢物及固體廢物之排放、噪音污染以及製造流程中工人之安全。違反任何該等法律、規則及法規均可能導致大額罰款、刑事制裁、撤銷經營許可、關閉生產設施及須採取修正措施。

ENVIRONMENTAL POLICIES AND PERFORMANCE

The Board is well aware of the importance of environmental protection on the Group's sustainability and stable development. The Group strives to improve product quality while achieving the best balance between cost control and environmental protection, devotes to be a resource-saving and environment-friendly enterprise with low energy and resources consumption and low level of discharge on wastages. The Group has established an environmental management system to promote clean production, to reduce pollution and to reduce the risk of environmental accidents. The Group also evaluates environmental and social risks of its suppliers on a regular basis to ensure the safety of its supply chains.

環保政策及表現

董事會非常瞭解環境保護對本集團持續穩定發展的重要性。本集團力求在提高產品質量的同時在成本控制及環境保護之間取得最佳平衡，致力成為能源資源消耗少、污染物排放低、節約資源及保護環境的企業。本集團通過環境管理體系的建立，推行清潔生產，減少污染，降低環境事故風險，亦定期評估供應商的环境和社會風險，以確保其供應鏈安全。

ENVIRONMENTAL, SOCIAL AND GOVERNANCE REPORT

The environmental, social and governance report of the Company prepared in accordance with Appendix C2 of the Listing Rules is available on The Stock Exchange of Hong Kong Limited and the Company's website.

COMPLIANCE WITH APPLICABLE LAWS AND REGULATIONS

As far as the Directors and management are aware, for the year ended 31 December 2023, the Group has complied in all material respects with the relevant laws and regulations that have a significant impact on the business and operations of the Group.

KEY RELATIONSHIPS

(1) EMPLOYEES

Being people-oriented, the Group ensures all staff are reasonable remunerated and also continues to improve and regularly review and update its policies on remuneration and benefits, training, occupational health and safety. The staff and remuneration policy are presented in "Management Discussion and Analysis" on page 24.

(2) SUPPLIERS

The Group has established a supplier management system to handpick suppliers through a screening and evaluation process based on quality and price. Furthermore, the Group also carries out field audit on its suppliers when necessary, with a view to make endeavor to ensure its suppliers are equipped to provide guarantees on quality, as well as safety and other environmental issues that require managerial skills. Such audit cover a number of areas, including productivity, technical standards, quality assurance, supply capability, as well as safety and environmental management credentials.

環境、社會及管治報告

根據上市規則附錄C2編製的本公司環境、社會及管治報告在香港聯合交易所有限公司及本公司網站可供參閱。

遵守相關法律及規例

就董事及管理層所知，截至二零二三年十二月三十一日止年度，本集團已遵守對本集團業務及營運有重大影響之相關法律及規例。

重要關係

(1) 僱員

本集團以人為本，給予僱員合理待遇，同時為挽留人才不斷完善薪酬福利、培訓、職業健康與安全等制度，並定期檢討更新。本集團的僱員及薪酬政策載於「管理層討論及分析」第24頁。

(2) 供應商

本集團建立了供應商管理制度，通過質量、價格對供應商篩選及評估以挑選供應商。此外，為求致力確保供應商在質量保證、安全及其他環境管理等方面的能力，本集團按需要到供應商現場調查，對其生產能力、技術水準、質量保證能力、供貨能力、安全環境管理資質等方面進行實地審查。

(3) DISTRIBUTORS

The Group sells some of products to customers through third-party distributors. The Group works closely with distributors to ensure that the Group shares the view for upholding brand value and customer services, specifically focusing on attracting and retaining customers in order to drive sales growth. The Group also requires distributors to comply with the Group's policies and promotional activities standards. The Group also monitors the financial condition and repayment history of distributors.

(4) CUSTOMERS

The Group maintains a good relationship with its customers and constantly endeavours to deliver quality products and services to its customers. The Group also directs dedicated efforts to deal with complaints about relevant products and has established relevant processes to handle complaints. In addition the Group has assigned staff to investigate customers' complaint cases and provide timely feedbacks in order to safeguard customers' benefits.

CORPORATE GOVERNANCE

Details of the Company's corporate governance practices are set out in the Corporate Governance Report on pages 26 to 46 of the annual report.

EMOLUMENT POLICY

The Group's emolument policy bases on the market practice, the qualification, duties and responsibilities of Directors and employees. Other fringe benefits, including defined contribution retirement schemes, share option scheme and medical cover are also provided.

REMUNERATION OF DIRECTORS AND FIVE INDIVIDUALS WITH HIGHEST EMOLUMENTS

Details of the emoluments of the Directors and five highest paid individuals during the year are set out in notes 8 and 9 to financial statements.

SUMMARY OF FINANCIAL INFORMATION

A summary of the published results and of the assets and liabilities of the Group for the last five financial years, as extracted from the published audited financial statements, is set out on page 202. This summary does not form part of the audited financial statements.

(3) 分銷商

本集團透過第三方分銷商向客戶出售部份產品。本集團與分銷商合作緊密，以確保本集團於提升品牌價值及客戶服務方面(尤其是專注於吸引和維繫顧客以促進銷售增長)之觀點一致。本集團要求分銷商遵守本集團的政策及推廣活動標準，亦會監察分銷商之財務狀況及還款紀錄。

(4) 客戶

本集團與顧客關係良好，不斷致力為客戶提供優質產品及服務，對有關產品的投訴更是高度重視，並已制定處理投訴機制，公司設有專責人員對投訴事件進行調查，並對客戶提供及時回饋，保障客戶利益。

企業管治

本公司之企業管治常規詳情載於年報第26至46頁之企業管治報告內。

薪酬政策

本集團的薪酬政策是參照市場慣例、董事及員工的資歷、職務及責任釐訂。另提供其他福利包括定額供款退休計劃、購股權計劃及醫療福利。

董事及五名最高薪人士之酬金

年內，董事及五名最高薪人士之酬金詳情載於財務報表附註8及附註9。

財務資料概要

節錄自本集團最近五個財政年度已公佈的經審核財務報表的已公佈業績、資產及負債概要載於第202頁。該概要並不構成經審核財務報表的部分。

Report of the Directors

董事會報告

DONATION

During the year, the Group made charitable donation amounting to RMB273,000.

捐款

年內，本集團的慈善捐款為人民幣273,000元。

PROPERTY, PLANT AND EQUIPMENT AND LAND LEASE

Details of movements in property, plant and equipment and land lease of the Company and the Group during the year are set out in notes 14 and 15 to financial statements, respectively.

物業、廠房及設備及土地租賃

本公司及本集團於年內的物業、廠房及設備及土地租賃的變動詳情，分別載於財務報表的附註14及15。

INTEREST-BEARING BANK AND OTHER BORROWINGS

As at 31 December 2023, the Group had RMB120,060,000 interest-bearing bank and other borrowings.

計息銀行及其他貸款

本集團於二零二三年十二月三十一日的計息銀行及其他貸款為人民幣120,060,000元。

SHARE CAPITAL

Details of movements in share capital of the Company during the year are set out in note 31 to financial statements.

股本

本公司之股本於本年度之變動載於財務報表附註31。

PRE-EMPTIVE RIGHTS

There are no provisions for pre-emptive rights under the Company's articles of association or the laws of the Cayman Islands which would oblige the Company to offer new shares on a pro-rata basis to existing shareholders.

優先購買權

本公司的公司組織章程細則或開曼群島法律並無有關優先購買權的條文，規定本公司須按比例提呈發售新股予現有股東。

PURCHASE, REDEMPTION OR SALE OF LISTED SECURITIES OF THE COMPANY

During the year ended 31 December 2023, neither the Company, nor any of its subsidiaries purchased, redeemed or sold any of the Company's listed securities.

購買、贖回或出售本公司上市證券

截至二零二三年十二月三十一日止年度內，本公司或其任何附屬公司概無購買、贖回或出售任何本公司上市證券。

RESERVES

Details of movements in the reserves of the Company and the Group during the year are set out in consolidated statement of changes in equity and note 33 to financial statements.

儲備

本公司及本集團於年內的儲備變動詳情，載於綜合權益變動表及財務報表附註33。

DISTRIBUTABLE RESERVES

At 31 December 2023 the Company's reserves available for distribution amounted to RMB253,468,000, of which RMB89,670,000 has been proposed as a final dividend for the year. Under the Companies Act, Cap. 22 (Law 3 of 1961, as consolidated and revised) of the Cayman Islands, the share premium account of the Company of approximately RMB4,236,000 as at 31 December 2023 is distributable to the shareholders of the Company provided that immediately following the date on which the dividend is proposed to be distributed, the Company will be in a position to pay off its debts as they fall due in the ordinary course of business. The share premium account may also be distributed in the form of fully paid bonus shares.

MAJOR CUSTOMERS AND SUPPLIERS

In the year under review, sales to the Group's five largest customers accounted for 13.47% of the total sales for the year and sales to the largest customer included therein amounted to 3.67%. Purchases from the Group's five largest suppliers accounted for 29.47% of the total purchases for the year and purchases from the largest supplier included therein amounted to 7.84%.

None of the Directors of the Company or any of their associates or any shareholders (which, to the best knowledge of the Directors, own more than 5% of the Company's issued share capital) had any beneficial interest in the Group's five largest customers or suppliers.

DIRECTORS

The Directors of the Company during the year and up to the date of this report are:

EXECUTIVE DIRECTORS

Ms. Li Kei Ling
Mr. Hung Yung Lai

NON-EXECUTIVE DIRECTOR

Mr. Leung Hong Man

INDEPENDENT NON-EXECUTIVE DIRECTORS

Mr. Lo Tung Sing Tony
Mr. EDE, Ronald Hao Xi
Ms. Lam Ming Yee Joan

可供分派儲備

本公司於二零二三年十二月三十一日的可供分派儲備達人民幣253,468,000元，其中建議人民幣89,670,000元用作宣派年內的末期股息。根據開曼群島公司法（一九六一年第三號，經綜合及修訂）第二十二章，本公司於二零二三年十二月三十一日可供分派予本公司股東的股份溢價賬約人民幣4,236,000元，惟本公司須於緊接建議派發股息當日後，本公司有能力清償其於一般業務過程中到期的債務。股份溢價賬亦可以繳足紅股的方式分派。

主要客戶及供應商

於回顧年內，向本集團五大客戶的銷售額佔本年銷售總額的13.47%，而向其中最大客戶的銷售額則佔3.67%。向本集團五大供應商的採購額佔年內採購總額的29.47%，而向其中最大供應商的採購額則佔7.84%。

本公司董事或其任何聯繫人或任何股東（據董事所知，擁有本公司已發行股本逾5%權益）於本集團五大客戶或供應商中並無擁有任何實益權益。

董事

本公司於年內及截至本報告刊發之日止的董事如下：

執行董事

李其玲女士
熊融禮先生

非執行董事

梁康民先生

獨立非執行董事

勞同聲先生
EDE, Ronald Hao Xi先生
林明儀女士

董事會報告

In accordance with the article 84 of the Company's articles of association (the "Articles"), Mr. EDE, Ronald Hao Xi and Ms. Lam Ming Yee Joan will retire by rotation and being eligible, offer themselves for re-election at the forthcoming annual general meeting ("AGM").

The Company has received annual confirmations of independence from Mr. Lo Tung Sing Tony, Mr. EDE, Ronald Hao Xi and Ms. Lam Ming Yee Joan and as at the date of this report still considers them to be independent.

DIRECTORS' AND KEY MANAGEMENT'S BIOGRAPHIES

The Board considers the executive directors of the Company, CEO and the chief financial officer are the key management personnel of the Group.

Biographical details of the Directors of the Company, CEO and the chief financial controller are set out on pages 47 to 50 of the annual report.

DIRECTORS' SERVICE CONTRACTS

Ms. Li Kei Ling entered into a service contract with the Company for a term of two years which commenced on 1 July 2003. Ms. Li's service contract was renewed for a term of three years which commenced on 1 July 2005 and continued thereafter for successive terms of three years. Her appointment is subject to termination by either party giving not less than three months' written notice. Ms. Li is currently entitled to director's fee and other remuneration from the Group totally HK\$1,162,800 per year.

Mr. Hung Yung Lai entered into a service contract with the Company for a term of two years which commenced on 1 July 2003. Mr. Hung's service contract was renewed for a term of three years which commenced on 1 July 2005 and continued thereafter for successive terms of three years. His appointment is subject to termination by either party giving not less than three months' written notice. Mr. Hung is currently entitled to director's fee and other remuneration from the Group totally HK\$742,800 per year.

Mr. Leung Hong Man entered into a letter of appointment with the Company for a term of two years which commenced on 1 November 2005 and continued thereafter for successive terms of two years. Mr. Leung is currently entitled to a basic annual remuneration of HK\$300,000. Mr. Leung's appointment is subject to termination by either party giving not less than one month's written notice. Save for the above director's fee, Mr. Leung is not entitled to any other remuneration.

根據本公司組織章程細則(「組織章程細則」)第84條，EDE, Ronald Hao Xi先生及林明儀女士將於應屆股東週年大會(「股東週年大會」)上輪席告退，並符合資格願膺選連任。

本公司已取得勞同聲先生、EDE, Ronald Hao Xi先生及林明儀女士的年度獨立確認書，並於本報告刊發之日仍視彼等為獨立人士。

董事及主要管理層履歷

董事會認為本公司執行董事、總裁及首席財務官均為本集團主要管理人員。

本公司董事、總裁及首席財務官的履歷詳情載於年報第47至50頁。

董事服務合約

李其玲女士與本公司簽訂服務合約，由二零零三年七月一日開始為期兩年。李女士的服務合約於二零零五年七月一日獲續約三年，其後每次續期三年，其委任可由任何一方發出不少於三個月書面通知書予以終止。李女士目前於本集團有權享有董事袍金及其他酬金每年共港幣1,162,800元。

熊融禮先生與本公司簽訂服務合約，由二零零三年七月一日開始為期兩年。熊先生的服務合約由二零零五年七月一日開始獲續約三年，其後每次續期三年，其委任可由任何一方發出不少於三個月書面通知書予以終止。熊先生目前於本集團有權享有董事袍金及其他酬金每年共港幣742,800元。

梁康民先生與本公司訂立委任函，由二零零五年十一月一日開始為期兩年，其後每次續期兩年，梁先生現時享有年度酬金港幣300,000元。梁先生的委任均可於任何一方發出不少於一個月書面通知書予以終止。除上述董事袍金外，梁先生並無享有任何其他酬金。

Mr. Lo Tung Sing Tony entered into a letter of appointment with the Company for a term of two years which commenced on 1 October 2010 and continued thereafter for successive terms of two years. Mr. EDE, Ronald Hao Xi entered into a letter of appointment with the Company for a term of two years commenced on 15 June 2015. As Mr. EDE was re-designated as Independent Non-executive Director, he entered into a new letter of appointment with the Company for a term of two years commenced on 1 July 2017 and continued thereafter for successive terms of two years. Ms. Lam Ming Yee Joan entered into a letter of appointment with the Company for a term of two years which commenced on 25 May 2018 and continued thereafter for successive terms of two years. Each of Mr. Lo's, Mr. EDE's and Ms. Lam's appointment is respectively subject to termination by either party giving not less than one month's written notice. Each of Mr. Lo, Mr. EDE and Ms. Lam is currently entitled to an annual remuneration of HK\$360,000. Save for the above directors' fees, the three Independent Non-executive Directors are not entitled to any other remuneration.

No Director proposed for re-election at the forthcoming AGM has a service contract with the Company which is not determinable by the Company within one year without payment of compensation, other than statutory compensation.

DIRECTORS' INTERESTS IN CONTRACTS

No Director had a material interest, either directly or indirectly, in any contract of significance to the business of the Group. There was no contract of significance between the Group, its controlling shareholder or any of its subsidiaries during the year.

MANAGEMENT CONTRACTS

No contracts concerning the management and administration of the whole or any substantial part of the business of the Company were entered into or were in existence during the year.

勞同聲先生與本公司訂立委任函，由二零一零年十月一日開始為期兩年，其後每次續期兩年。EDE, Ronald Hao Xi先生於二零一五年六月十五日與本公司訂立為期兩年的委任函，因EDE先生被調任為獨立非執行董事，彼與本公司重新簽訂由二零一七年七月一日開始為期兩年的委任函，其後每次續期兩年。林明儀女士與本公司訂立委任函，由二零一八年五月二十五日開始為期兩年，其後每次續期兩年。勞先生、EDE先生及林女士的委任均可分別於任何一方發出不少於一個月書面通知書予以終止。勞先生、EDE先生及林女士現時各自享有年度酬金港幣360,000元。除上述董事袍金外，三名獨立非執行董事並無享有任何其他酬金。

擬於應屆股東週年大會上再獲推選的董事，並無與本公司訂立不可於一年內免賠償(除法定賠償外)予以終止的服務合約。

董事於合約的權益

概無董事於對本集團業務屬重大的任何合約中直接或間接擁有重大權益。於年內本集團、其控股股東或其任何附屬公司之間並無任何重大合約。

管理合約

於年內，概無訂立或存在任何有關處理及管理本公司全部業務或業務的重要部份的合約。

COMPETITION AND CONFLICT OF INTERESTS

According to the Company's competition and conflict of interest policy, a board member's serving as a director and/or officer of an entity that competes with the Group's business is involving a conflict of interest. A director involves in such kind of conflict of interest shall not be present in the meeting and participate in or be permitted to hear the Board's discussion of related matters. A director who has a conflict of interest with respect to a contract or transaction that will be voted on at a meeting shall not be counted in determining the presence of a quorum for purposes of the vote.

Mr. EDE, Ronald Hao Xi (Mr. EDE), an Independent Non-executive Director of the Company, has been serving as executive director of a listed company in Hong Kong. Part of that listed company's business is competing with the business of the Group's associate and so Mr. EDE is involving a conflict of interest under the Group's competition and conflict of interest policy. To avoid such a possible conflict, during the year under review, upon agreement with Mr. EDE, he was not present or abstain from voting in meetings when the Board discussed, decided and voted on the matters and business with respect to the Group's associate.

Except abovementioned, in the opinion of the Directors, none of the Directors, the substantial shareholders of the Company and any of their respective close associates has engaged in any businesses that competes or may compete, either directly or indirectly with the business of the Group or has any other conflict of interests with the Group during the year under review which are required to be disclosed under the Listing Rules.

PERMITTED INDEMNITY PROVISION

Pursuant to the Articles, every Director is entitled to be indemnified out of the assets of the Company against all costs, charges, expenses, losses and liabilities which he may sustain or incur in or about the execution and/or discharge of his duties and/or the exercise of his powers and/or otherwise in relation to or in connection with his duties, powers or offices, to the extent as permitted by laws.

The Company has acquired insurance coverage on Directors' and officers' liabilities which provides certain indemnities against liabilities incurred in respect of any legal actions which may be taken against Directors and officers in the execution and discharge of their duties or in relation thereto.

競爭及利益衝突

根據本公司競爭及利益衝突政策，董事會成員擔任一間與本集團有競爭業務之企業的董事及／或高級管理人是涉及利益衝突。董事如涉及此等利益衝突時將不會出席會議及參與或被准許聆聽董事會討論有關事項。董事如與將會在會議上投票的合約或交易有利益衝突時，將不會被計入以投票為目的出席的法定人數中。

EDE, Ronald Hao Xi先生(EDE先生)，本公司獨立非執行董事，擔任另一間於香港上市的公司的執行董事。該上市公司的部份業務正與本集團之聯營公司之業務競爭，因此根據本公司競爭及利益衝突政策，EDE先生涉及利益衝突。為避免該等可能發生的衝突，於回顧年內，經與EDE先生協定，董事會就本集團的聯營公司的事項或業務需討論、決定及投票時，EDE先生不參加會議或對有關之決議棄權投票。

除上述披露外，董事認為，本公司董事、主要股東及彼等各自任何緊密聯繫人，概無於本年度內從事任何與本集團業務構成或可能構成直接或間接競爭的業務，或與本集團出現任何其他利益衝突，而須根據上市規則予以披露。

獲准許的彌償條文

根據組織章程細則，在法律容許的範圍內，各董事有權從公司的資產中按其可能產生或就或其執行及／或履行職務及／或行使其權力時所產生及／或與其職責、權力或職務有關的所有成本、費用、開支、虧損及負債獲得彌償。

本公司已為董事及行政人員購買責任保險，為彼等因履行其職責或相關事宜時可能要承擔的法律責任提供若干彌償。

EQUITY-LINKED AGREEMENTS

Details of the equity-linked agreements entered into during the year or subsisting at the end of the year are set out below:

SHARE OPTION SCHEMES

The Company adopted a share option which was approved by the shareholders at the annual general meeting on 24 May 2013 and was effective on 21 June 2013 (the “2013 Share Option Scheme”) for the purpose of providing incentives and rewards to the eligible participants (including the Company’s Directors, Independent Non-executive Directors, employees of the Group and other eligible participants as defined under the 2013 Share Option Scheme) who contribute to the success of the Group’s operations.

At the annual general meeting of the Company held on 25 May 2023, the shareholders of the Company approved the termination of the 2013 Share Option Scheme and the adoption of a new share option scheme (the “2023 Share Option Scheme”) for the purpose to reward participants as defined under the 2023 Share Option Scheme (including employee participants and service providers) who the Board considers have contributed or will contribute to the Group. The scheme mandate limit is the total number of shares which may be issued in respect of all options and share award scheme (if any) and any other share option scheme of the Company (if any), and shall not in aggregate exceed 10% of the total number of shares in issue on the adoption date of 2023 Share Option Scheme (i.e. 149,970,500 shares). The service provider sublimit, being a sublimit under the scheme mandate limit, is the total number of shares which may be issued in respect of all options and share awards to be granted to the service providers under the 2023 Share Option Scheme, share award scheme (if any), and shall not in aggregate exceed 0.5% of the total number of shares in issue on the adoption date of 2023 Share Option Scheme (i.e. 7,498,525 shares).

The 2023 Share Option Scheme will remain in force for 10 years until from adoption date until 24 May 2033 and the main terms are similar to 2013 Share Option Scheme. No further options of Company shall be offered or granted by the Company under the 2013 Share Option Scheme, but the options which had already been granted and remain outstanding shall continue to be valid and exercisable in accordance with their terms of issue.

No option was granted under the 2013 Share Option Scheme and 2023 Share Option Scheme (collectively, the “Scheme”) during the year

股票掛鈎協議

於年內曾訂立或年終仍存在之股票掛鈎協議詳情載列如下：

購股權計劃

本公司採納一個於二零一三年五月二十四日之股東週年大會上獲股東批准並於二零一三年六月二十一日生效的購股權計劃(「二零一三購股權計劃」)，旨在對本集團業務成就作出貢獻的合資格參與者(包括本公司的董事、獨立非執行董事、本集團的僱員及根據二零一三購股權計劃所界定的其他合資格參與者)的激勵及獎勵。

本公司股東於二零二三年五月二十五日舉行之股東週年大會上批准終止二零一三購股權計劃及採納新購股權計劃(「二零二三購股權計劃」)旨在獎勵董事會認為曾經或將會為本集團作出貢獻的參與者(根據二零二三購股權計劃所界定的參與者包括僱員參與者及服務提供者)。計劃授權上限為可於所有就根據二零二三購股權計劃、股份獎勵計劃(如有)及本公司任何其他購股權計劃(如有)授予的購股權及股份獎勵而發行的股份總數，且該上限累計不得超過於二零二三購股權計劃採納日而發行股份總數的10%(即149,970,500股)。服務提供者分項上限(為計劃授權上限下的分行限額)為可於所有就根據二零二三購股權計劃、股份獎勵計劃(如有)及本公司任何其他購股權計劃(如有)向服務提供者授予的購股權及股份獎勵而發行的股份總數，且該上限累計不得超過於二零二三購股權計劃採納日已發行股份總數的0.5%(即7,498,525股)。

二零二三購股權計劃將自採納日起十年內持續有效至二零三三年五月二十四日及其主要條款與二零一三購股權計劃相類似。本公司將不再根據二零一三購股權計劃作出或授出本公司購股權，惟已授出且尚未行駛的購股權將繼續有效並可按照其發行條款予以行駛。

年內，概無根據二零一三購股權計劃及二零二三購股權計劃(統稱「該計劃」)授出購股權。

Report of the Directors

董事會報告

Movements of Company's share options under the Scheme during the year were as follows:

於年內，該計劃中的本公司購股權變動如下：

Name or category of participant	參與者名稱或類別	Number of share options 購股權數目				At 31 December 2023	Date of grant of share options (a) (dd/mm/yy)	Exercise period of share options (dd/mm/yy)	Exercise price of share options (b) 購股權行使價 (b) HK\$ 港幣	Closing price of the Company's shares immediately before the date of the grant (c) 緊接授出購股權前一天本公司股份收市價格 (c) HK\$ 港幣
		At 1 January 2023	Granted during the year	Exercised during the year	Lapsed during the year (d)					
Chief Executive Officer	總裁									
Mr. Wu Weixian	吳偉賢先生	於二零二三年一月一日	年內已授出	年內已行使	年內已失效 (d)	於二零二三年十二月三十一日	授出購股權日期 (a) (日/月/年)	購股權行使期間 (日/月/年)	購股權行使價 (b) HK\$ 港幣	緊接授出購股權前一天本公司股份收市價格 (c) HK\$ 港幣
		6,000,000	-	-	-	6,000,000	29/04/22	29/04/23-28/04/28	1.134	1.130
		6,000,000	-	-	-	6,000,000				
Other employees	其他僱員									
In aggregate	總計	7,200,000	-	-	(7,200,000)	-	29/11/17	29/11/18-28/11/23	2.125	2.095
		7,952,000	-	-	(1,700,000)	6,252,000	09/01/19	09/01/20-08/01/25	1.500	1.460
		12,140,000	-	-	(2,600,000)	9,540,000	28/08/19	28/08/20-27/08/25	1.380	1.300
		11,300,000	-	(1,458,000)	(2,240,000)	7,602,000	26/08/20	26/08/21-25/08/26	0.900	0.900
		3,000,000	-	-	-	3,000,000	31/03/21	31/03/22-30/03/27	1.470	1.500
		5,000,000	-	-	(1,000,000)	4,000,000	29/04/22	29/04/23-28/04/28	1.134	1.130
		46,592,000	-	(1,458,000)	(14,740,000)	30,394,000				
Other participants	其他參與者									
In aggregate	總計	400,000	-	-	(400,000)	-	29/11/17	29/11/18-28/11/23	2.125	2.095
		360,000	-	-	-	360,000	09/01/19	09/01/20-08/01/25	1.500	1.460
		360,000	-	-	-	360,000	28/08/19	28/08/20-27/08/25	1.380	1.300
		480,000	-	-	-	480,000	26/08/20	26/08/21-25/08/26	0.900	0.900
		1,000,000	-	-	-	1,000,000	29/04/22	29/04/23-28/04/28	1.134	1.130
		2,600,000	-	-	-	2,200,000				
		55,192,000	-	(1,458,000)	(15,140,000)	38,594,000				

(a) The vesting period of the share options for both 2013 Share Option Scheme and the 2023 Share Option Scheme is determined by the Board on a case by case basis, but in any case, from the date of the grant until the commencement of the exercise period should not be less than 12 months.

(a) 二零一三購股權及二零二三購股權的購股權歸屬期均由董事會根據具體情況決定，惟無論如何，由授出日期至行使期開始為止不得少於十二個月。

(b) The exercise price of the share options is subject to adjustment in the case of rights or bonus issues, or other similar changes in the Company's share capital.

(b) 倘進行供股或發行紅股或本公司股本出現其他類似變動，則購股權的行使價須予以調整。

- (c) The price of the Company's shares disclosed as immediately before the grant of the share options is the Stock Exchange closing price on the trading day immediately prior to the date of grant of the options.
- (d) Options lapsed in accordance with the terms of the Scheme due to resignation of employees or still not exercised at the expiry date.

The weighted average closing price of Company's shares immediately before the dates on which the options were exercised by employees was HK\$1.26.

The total number of options available for grant under the scheme mandate of 2013 Share Option Scheme at the beginning of the reporting period and the date of the termination. i.e. 25 May 2023, was 101,236,800 and 107,196,800 respectively.

The total number of options available for grant under the scheme mandate of the 2023 Share Option Scheme at the time of the adoption of the 2023 Share Option Scheme, i.e. 25 May 2023 and the end of the reporting period was 149,970,500 and 149,970,500 respectively. The total number of options available for grant under the service provider sublimit of the 2023 Share Option Scheme and the end of the period was 7,498,525 and 7,498,525 respectively.

During the reporting period, no share options granted under 2013 Share Option Scheme were cancelled. As at 31 December 2023, the Company had 38,594,000 share options outstanding under the Scheme, which represented approximately 2.57% of the Company's weighted average number shares in issue for the year. The exercise in full of the remaining share options would, under the present capital structure of the Company, result in the issue 38,594,000 additional ordinary shares of the Company, additional share capital of HK\$1,929,700 and share premium of approximately HK\$45,808,000 (before share issue expenses).

The conditions in relating to the basis of determining the exercise price of options granted, the amount payable on acceptance of the offer and the period within which payment must be made for the acceptance of the offer of both 2013 Share Option Scheme and 2023 Share Option Scheme are the same and the detailed disclosures are set out in note 32 to the financial statements. The total number of shares available for issue under the Scheme is 149,970,500 shares representing approximately 10.0% of the issued share capital of the Company as at the date of this annual report.

- (c) 於授予購股權前一天所披露的本公司股份價格為緊接授予購股權當日前一個交易日的聯交所收市價。
- (d) 基於僱員辭任職務或於到期日仍未行使，購股權根據計劃的條款而予以失效。

其他僱員已行使的購股權於緊接行使日前一日之加權平均股份收市價為港幣一元二角六分。

於報告期初及於二零一三股權計劃終止當日(即二零二三年五月二十五日)根據二零一三購股權計劃的計劃授權可授出的購股權總數分別為101,236,800股及107,196,800股。

於採納二零二三購股權計劃當日(即二零二三年五月二十五日)及於報告期末，根據二零二三購股權計劃的計劃授權可授出的購股權總數分別為149,970,500股及149,970,000股。於採納二零二三購股權計劃當日及於報告期末根據二零二三購股權計劃的服務提供者分項上限可授出的購股權總數分別為7,498,525股及7,498,525股。

於報告期間，本公司並無注銷任何根據二零一三購股權計劃授出之購股權。於二零二三年十二月三十一日，本公司根據該計劃尚有38,594,000份購股權尚未行使，若相當於本公司於報告期間已發行股份的加權平均數的2.57%。根據本公司現時資本架構，悉數行使餘下的購股權將導致本公司額外發行38,594,000普通股以及產生港幣1,929,700元額外股本和約港幣45,808,000元股份溢價(未計股份發行開支)。

於二零一三購股權計劃及二零二三購股權計劃有關釐定購股權之行使價的基準、接納購股權邀約須付金額及期限的條款是相同，詳情載於財務報表附註32。於本報告日，根據該計劃可予發行的股份總數為149,970,500股，約佔本公司已發行股份的10.0%。

DIRECTORS' AND CHIEF EXECUTIVE OFFICER'S INTERESTS AND SHORT POSITIONS IN SHARES AND UNDERLYING SHARES

As at 31 December 2023, the interests and short positions of the Directors and Chief Executive Officer in the shares or underlying shares or debentures of the Company or its associated corporations (within the meaning of Part XV of the Securities and Futures Ordinance (the "SFO")), as recorded in the register required to be kept by the Company pursuant to Section 352 of the SFO, or as otherwise notified to the Company and the Stock Exchange pursuant to the Model Code for Securities Transactions by Directors of Listed Issuers, were as follows:

Long positions in ordinary shares of the Company:

董事及總裁於股份及相關股份的權益及淡倉

於二零二三年十二月三十一日，董事及總裁於本公司或其相聯法團（定義見證券及期貨條例（「證券及期貨條例」）第XV部）的股本、相關股份及債券中，擁有記錄於本公司根據證券及期貨條例第352條存置的登記冊，或根據上市公司董事進行證券交易的標準守則須知會本公司及聯交所的權益及淡倉載列如下：

於本公司普通股中的好倉：

Number of ordinary shares held, capacity and nature of interest

持有的股份數目、身份及權益性質

Name	Notes	Directly beneficially owned	Share option granted	Through controlled corporation	Total	Approximate percentage of the Company's issued share capital (%)
						約佔本公司已發行股本的百分比 (%)
名稱	附註	直接實益擁有	獲頒授的購股權	通過控制公司持有	總數	百分比 (%)
Directors						
董事						
Ms. Li Kei Ling 李其玲女士	(a)	107,372,000	–	596,616,000	703,988,000	46.92
Mr. Hung Yung Lai 熊融禮先生	(a)	1,880,000	–	596,616,000	598,496,000	39.89
Mr. Leung Hong Man 梁康民先生	(b)	–	–	112,284,000	112,284,000	7.48
Chief Executive Officer						
總裁						
Mr. Wu Weixian 吳偉賢先生	(c)	2,000,000	6,000,000	–	8,000,000	0.53

Long positions in shares and underlying shares of associated corporation:

於相聯法團股份及相關股份中的好倉：

Name of Director	Name of associated corporation	Relationship with the Company	Number of Ordinary shares held	Capacity and nature of interest	Percentage of the associated corporation's issued share capital (%) 佔相聯法團已發行股本的百分比 (%)
董事名稱	相聯法團名稱	與本公司的關係	持有普通股數目	身份及權益性質	
Ms. Li Kei Ling 李其玲女士	Fortune United Group Limited	The Company's holding company 本公司的控股公司	2	Through a controlled corporation 通過一間控制公司	50
Mr. Hung Yung Lai 熊融禮先生	Fortune United Group Limited	The Company's holding company 本公司的控股公司	2	Through a controlled corporation 通過一間控制公司	50

Notes:

附註：

- (a) 596,616,000 shares of the Company are held by Fortune United Group Limited, a company incorporated in the British Virgin Islands. Keysmart Enterprises Limited, which is wholly-owned by Ms. Li Kei Ling, and Hunwick International Limited, which is wholly-owned by Mr. Hung Yung Lai, are each beneficially interested in 50% of the share capital of Fortune United Group Limited.
- (a) 596,616,000 股本公司股份由一家於英屬維爾京群島註冊成立的公司 Fortune United Group Limited 所持有。Fortune United Group Limited 的股本由李其玲女士全資擁有的 Keysmart Enterprises Limited 及由熊融禮先生全資擁有的 Hunwick International Limited 各自實益擁有 50% 權益。
- (b) 112,284,000 shares of the Company are held by Toyo International Investment Limited, a company incorporated in Hong Kong. Mr. Leung Hong Man and Mr. Leung Yiu Sing are each beneficially interested in 50% of the share capital of Toyo International Investment Limited.
- (b) 112,284,000 股本公司股份由一家於香港註冊成立的公司東海國際投資有限公司所持有。東海國際投資有限公司的全部已發行股本由梁康民先生及梁耀成先生各自實益擁有 50% 權益。
- (c) Interest of 6,000,000 underlying shares are the share options granted to Mr. Wu Weixian under the share option scheme of the Company. Mr. Wu Weixian is deemed to be interested in the shares which will be issued to him upon his exercise of options, representing approximately 0.40% of the Company's issued share capital as at the date of this report. Details of Mr. Wu Weixian's interests in the share options of the Company are disclosed in note 32 to financial statements.
- (c) 6,000,000 股相關股份的權益為根據本公司購股權計劃授予吳偉賢先生的購股權，吳偉賢先生被視為擁有當行使該批購股權時發行給彼之股份權益，約佔本公司於本報告日已發行股份的 0.40%。有關吳偉賢先生於本公司購股權權益的詳情載列於財務報表附註 32。

Save as disclosed above, as at the date of this report, none of the Directors or Chief Executive Officer had registered an interest or short position in the shares or underlying shares or debentures of the Company or any of its associated corporations that was required to be recorded pursuant to Section 352 of the SFO, or as otherwise notified to the Company and the Stock Exchange pursuant to the Model Code for Securities Transactions by Directors of Listed Issuers.

除上述者外，於本報告刊發之日，概無董事或總裁於本公司或其任何相聯法團的股份、相關股份或債券中，擁有須根據證券及期貨條例第 352 條予以記錄，或根據上市公司董事進行證券交易的標準守則須知會本公司及聯交所的權益或淡倉。

董事會報告

DIRECTORS' RIGHTS TO ACQUIRE SHARES OR DEBENTURES

Save as disclosed under the heading "Share option scheme", "Directors' and Chief Executive Officer's interests and short positions in shares and underlying shares" above and in the share option scheme disclosures in note 32 to financial statements, at no time during the year were rights to acquire benefits by means of the acquisition of shares in or debentures of the Company granted to any Directors or their respective spouse or minor children, or were any such rights exercised by them; or was the Company, its holding company, or any of its subsidiaries a party to any arrangement to enable the Directors to acquire such rights in any other body corporate.

SUBSTANTIAL SHAREHOLDERS' AND OTHER PERSONS' INTERESTS IN SHARES AND UNDERLYING SHARES

As at 31 December 2023, the following interests or short positions in the shares and underlying shares of the Company were recorded in the register of interests required to be kept by the Company pursuant to Section 336 of the SFO:

Name	Notes	Nature of interest	Number of Shares held	Approximate percentage of the Company's issued share capital (%) 約佔本公司已發行股本的百分比 (%)	Long position/ short position
名稱	附註	權益性質	持有的股份數目		好倉／淡倉
Fortune United Group Limited	(a)	Directly Beneficially owned 直接實益擁有	596,616,000	39.77	Long position 好倉
Keysmart Enterprises Limited	(a)	Through controlled corporation 通過控制公司持有	596,616,000	39.77	Long position 好倉
Hunwick International Limited	(a)	Through controlled corporation 通過控制公司持有	596,616,000	39.77	Long position 好倉
Mdm. lu Pun 姚彬女士	(b)	Family interest 家屬權益	598,496,000	39.89	Long position 好倉
Mr. Li Tung Ming 李東明先生		Directly Beneficially owned 直接實益擁有	224,000	0.02	Long position 好倉
	(c)	Through controlled corporation 通過控制公司持有	80,000,000	5.33	Long position 好倉
Time Lead Investments Limited	(c)	Directly Beneficially owned 直接實益擁有	80,000,000	5.33	Long position 好倉
Toyo International Investment Limited 東海國際投資有限公司	(d)	Directly Beneficially owned 直接實益擁有	112,284,000	7.48	Long position 好倉

董事購買股份或債券的權益

除於上述「購股權計劃」一節、「董事及總裁於股份及相關股份的權益及淡倉」一節及財務報表附註32所載購股權計劃披露的事宜外，年內並無任何董事、彼等的配偶或未滿18歲的子女獲授可透過收購本公司股份或債券的方法收購權益的權利，或彼等行使任何該等權利，或本公司、其控股公司或其任何附屬公司訂立任何安排，以令董事可收購任何其他法人團體有關權利。

主要股東及其他人士於股份及相關股份的權益

於二零二三年十二月三十一日，根據證券及期貨條例第336條須於本公司存置的權益登記冊上記錄，於本公司股份及相關股份的權益或淡倉載列如下：

Name	Notes	Nature of interest	Number of Shares held	Approximate percentage of the Company's issued share capital (%) 約佔本公司已發行股本的百分比 (%)	Long position/ short position
名稱	附註	權益性質	持有的股份數目		好倉／淡倉
Mdm. Lo Mei Sai 羅美茜女士	(e)	Family interest 家屬權益	112,284,000	7.48	Long Position 好倉
Mr. Leung Yiu Sing 梁耀成先生	(d)	Through controlled corporation 通過控制公司持有	112,284,000	7.48	Long Position 好倉
Mdm. Chu Shuet Fong 朱雪芳女士	(f)	Family interest 家屬權益	112,284,000	7.48	Long Position 好倉
FMR LLC	(g)	Through controlled corporation 通過控制公司持有	119,776,545	8.00	Long Position 好倉

Notes:

- (a) The issued capital of Fortune United Group Limited is equally beneficially owned by Keysmart Enterprises Limited and Hunwick International Limited which are in turn, respectively, wholly-owned by Ms. Li Kei Ling and Mr. Hung Yung Lai, Executive Directors of the Company.
- (b) Mdm. lu Pun is the wife of Mr. Hung Yung Lai and is deemed to be interested in the shares of the Company held by Mr. Hung Yung Lai.
- (c) The issued capital of Time Lead Investments Ltd. is beneficially owned by Mr. Li Tung Ming.
- (d) The issued capital of Toyo International Investment Limited is equally beneficially owned by Mr. Leung Hong Man, the Non-executive Director of the Company and his father Mr. Leung Yiu Sing.
- (e) Mdm. Lo Mei Sai is the wife of Mr. Leung Hong Man and is deemed to be interested in the shares of the Company held by Mr. Leung Hong Man.
- (f) Mdm. Chu Shuet Fong is the wife of Mr. Leung Yiu Sing and is deemed to be interested in the shares of the Company held by Mr. Leung Yiu Sing.
- (g) According to the corporate substantial shareholder notice of FMR LLC filed for the relevant event dated 30 September 2021 as shown on the website of the Stock Exchange, the relevant interests of FMR LLC were held via FMR LLC and its subsidiaries and the percentage of the Company's issued share capital was based on 1,497,149,000 shares, the number of shares in issue as on 30 September 2021.

附註：

- (a) Fortune United Group Limited 的已發行股本由 Keysmart Enterprises Limited 及 Hunwick International Limited 平均實益擁有。Keysmart Enterprises Limited 及 Hunwick International Limited 分別由本公司的執行董事李其玲女士及熊融禮先生全資擁有。
- (b) 姚彬女士為熊融禮先生的配偶，故被視為於熊融禮先生持有的本公司股份中擁有權益。
- (c) Time Lead Investments Limited 的已發行股本由李東明先生實益擁有。
- (d) 東海國際投資有限公司的已發行股本分別由本公司的非執行董事梁康民先生及彼之父梁耀成先生平均實益擁有。
- (e) 羅美茜女士為梁康民先生的配偶，故被視為於梁康民先生持有的本公司股份中擁有權益。
- (f) 朱雪芳女士為梁耀成先生的配偶，故被視為於梁耀成先生持有的本公司股份中擁有權益。
- (g) 誠如聯交所網頁所示，根據 FMR LLC 日期為二零二一年九月三十日就相關事項存檔的公司主要股東通知，FMR LLC 的相關權益乃由 FMR LLC 及其附屬公司持有及是根據二零二一年九月三十日已發行股份 1,497,149,000 股計算佔本公司已發行股本的百分比。

Report of the Directors

董事會報告

Save as disclosed above, as at 31 December 2023, no person, other than the Directors and Chief Executive Officer of the Company, whose interests are set out in the section “Directors’ and Chief Executive Officer’s interests and short positions in shares and underlying shares” above, had registered an interest or short position in the shares or underlying shares of the Company that was required to be recorded pursuant to Section 336 of the SFO.

SUFFICIENCY OF PUBLIC FLOAT

Based on information that is publicly available to the Company and within the knowledge of the Directors, at least 25% of the Company’s total issued share capital was held by the public as at the date of this report.

AUDITORS

Ernst & Young will retire and a resolution for their reappointment as auditors of the Company will be proposed at the forthcoming AGM.

ON BEHALF OF THE BOARD

Li Kei Ling

Chairman

Hong Kong, 22 March 2024

除上文披露者外，於二零二三年十二月三十一日，並無其他人士（本公司董事及總裁除外，有關彼等的權益載於上文「董事及總裁於股份及相關股份的權益及淡倉」一節）登記於本公司股份或相關股份中擁有的權益或淡倉（須根據證券及期貨條例第336條予以登記）。

足夠的公眾持股量

根據本公司獲得的已公開資料及據董事所知，於本報告刊發之日，公眾人士持有本公司已發行股本總額至少25%。

核數師

安永會計師事務所將退任，而重新委任彼等為本公司核數師的決議案，將於應屆股東週年大會上提呈。

代表董事會

李其玲

主席

香港，二零二四年三月二十二日



Ernst & Young
27/F, One Taikoo Place
979 King's Road
Quarry Bay, Hong Kong

安永會計師事務所
香港鰂魚涌英皇道979號
太古坊一座27樓

Tel 電話: +852 2846 9888
Fax 傳真: +852 2868 4432
ey.com

**TO THE SHAREHOLDERS OF
DAWNRAYS PHARMACEUTICAL (HOLDINGS) LIMITED**

(Incorporated in the Cayman Islands with limited liability)

OPINION

We have audited the consolidated financial statements of Dawnrays Pharmaceutical (Holdings) Limited (the "Company") and its subsidiaries (the "Group") set out on pages 76 to 201, which comprise the consolidated statement of financial position as at 31 December 2023, and the consolidated statement of profit or loss, the consolidated statement of comprehensive income, the consolidated statement of changes in equity and the consolidated statement of cash flows for the year then ended, and notes to the consolidated financial statements, including material accounting policy information.

In our opinion, the consolidated financial statements give a true and fair view of the consolidated financial position of the Group as at 31 December 2023, and of its consolidated financial performance and its consolidated cash flows for the year then ended in accordance with International Financial Reporting Standards ("IFRSs") issued by the International Accounting Standards Board ("IASB") and have been properly prepared in compliance with the disclosure requirements of the Hong Kong Companies Ordinance.

致東瑞製葯(控股)有限公司
(在開曼群島註冊成立的有限公司)
全體股東

意見

本核數師(以下簡稱「我們」)已審計列載於第76至201頁東瑞製葯(控股)有限公司(以下簡稱「貴公司」)及其附屬公司(以下簡稱「貴集團」)的綜合財務報表,此綜合財務報表包括於二零二三年十二月三十一日的綜合財務狀況表與截至該日止年度的綜合損益表、綜合全面收益表、綜合權益變動表及綜合現金流量表,以及載有重要會計政策資料的綜合財務報表附註。

我們認為,該等綜合財務報表已根據國際會計準則委員會(「國際會計準則委員會」)頒佈的國際財務報告準則(「國際財務報告準則」)真實而公允地反映貴集團於二零二三年十二月三十一日的綜合財務狀況,及其截至該日止年度的綜合財務表現及綜合現金流量,並已按照香港《公司條例》的披露要求妥為編製。

獨立核數師報告

BASIS FOR OPINION

We conducted our audit in accordance with Hong Kong Standards on Auditing (“HKSAAs”) issued by the Hong Kong Institute of Certified Public Accountants (“HKICPA”). Our responsibilities under those standards are further described in the *Auditor’s responsibilities for the audit of the consolidated financial statements* section of our report. We are independent of the Group in accordance with the HKICPA’s *Code of Ethics for Professional Accountants* (the “Code”), and we have fulfilled our other ethical responsibilities in accordance with the Code. We believe that the audit evidence we have obtained is sufficient and appropriate to provide a basis for our opinion.

KEY AUDIT MATTERS

Key audit matters are those matters that, in our professional judgement, were of most significance in our audit of the consolidated financial statements of the current period. These matters were addressed in the context of our audit of the consolidated financial statements as a whole, and in forming our opinion thereon, and we do not provide a separate opinion on these matters. For each matter below, our description of how our audit addressed the matter is provided in that context.

We have fulfilled the responsibilities described in the *Auditor’s responsibilities for the audit of the consolidated financial statements* section of our report, including in relation to these matters. Accordingly, our audit included the performance of procedures designed to respond to our assessment of the risks of material misstatement of the consolidated financial statements. The results of our audit procedures, including the procedures performed to address the matters below, provide the basis for our audit opinion on the accompanying consolidated financial statements.

意見的基礎

我們已根據香港會計師公會(「香港會計師公會」)頒佈的香港審計準則(「香港審計準則」)進行審計。我們就該等準則承擔的責任在本報告「核數師就審計綜合財務報表須承擔的責任」一節中闡述。根據香港會計師公會頒佈的職業會計師道德守則(「守則」)，我們獨立於貴集團，並已履行守則中的其他職業道德責任。我們相信，我們所獲得的審計憑證能充足和適當地為我們的審計意見提供基礎。

關鍵審計事項

關鍵審計事項是根據我們的職業判斷，認為對本期綜合財務報表的審計最為重要的事項。該等事項的應對以對綜合財務報表整體進行審計及出具意見為背景，且我們不會對該等事項單獨發表意見。我們對下述每一事項在審計中是如何應對的描述也以此為背景。

我們已履行本報告「核數師就審計綜合財務報表須承擔的責任」一節所述的責任，包括有關該等事項的責任。相應地，我們的審計工作包括執行為應對評估的綜合財務報表重大錯報風險而設計的審計程序。我們執行審計程序的結果，包括應對以下事項所執行的程序，為我們就隨附的綜合財務報表整體發表審計意見提供了基礎。

KEY AUDIT MATTERS (Cont'd)

關鍵審計事項(續)

Key audit matter

關鍵審計事項

Impairment of goodwill acquired in business combination

於業務合併中收購的商譽減值

The Group had goodwill amounting to approximately RMB241 million as at 31 December 2023, arising from the acquisition of subsidiaries. Goodwill was allocated to the cash-generating unit ("CGU"), which was expected to benefit from the synergies of the combination.

於二零二三年十二月三十一日，貴集團因收購附屬公司錄得商譽約人民幣241百萬元。商譽會分配至預期可從合併協同效應中獲益的現金產生單位（「現金產生單位」）。

Under IFRSs, the Group is required to perform impairment testing for goodwill annually at the end of each reporting period. The impairment testing performed at the end of the reporting period was based on the recoverable amount of the respective CGU to which the goodwill was allocated. Management performed the impairment testing based on the value in use calculation using discounted cash flow projections. The determination of value in use of the respective CGU involved significant judgements.

根據國際財務報告準則，貴集團須於每年報告期末對商譽進行減值測試。報告期末進行的減值測試乃根據商譽所屬各現金產生單位的可收回金額進行。管理層按使用價值計算方法進行減值測試，使用價值乃基於貼現現金流量預測確定。釐定相關現金產生單位之使用價值涉及重要判斷。

The Group's disclosures about goodwill are contained in note 2.4 *Material accounting policies – business combinations and goodwill*, note 2.5 *Significant accounting judgements and estimates – impairment of goodwill* and note 17 *Goodwill to the consolidated financial statements*.

貴集團有關商譽的披露資料載於綜合財務報表附註2.4重要會計政策 – 業務合併及商譽、附註2.5主要會計判斷及估計 – 商譽減值及附註17商譽內。

How our audit addressed the key audit matter

我們的審計如何應對關鍵審計事項

We involved internal valuation specialists to assist us in the evaluation of the key assumptions and methodologies used in the impairment analysis including, in particular, the discount rate and terminal growth rate.

我們請內部估值專家參與協助我們評估減值分析中所用的關鍵假設及方法包括(尤其是)貼現率及永久增長率。

We paid specific attention to the forecasts used with respect to future revenue and budgeted gross margins by comparing the forecasts with the historical performance of the respective CGU and the business development plan.

我們特別注意就未來收入及預測毛利率所用的預測，並將該等預測與各現金產生單位的過往表現及業務發展計劃進行對比。

Furthermore, we assessed the adequacy of the Group's disclosures concerning goodwill in the consolidated financial statements.

此外，我們評估貴集團於綜合財務報表中對商譽的披露是否充足。

Independent Auditor's Report

獨立核數師報告

OTHER INFORMATION INCLUDED IN THE ANNUAL REPORT

The directors of the Company are responsible for the other information. The other information comprises the information included in the Annual Report, other than the consolidated financial statements and our auditor's report thereon.

Our opinion on the consolidated financial statements does not cover the other information and we do not express any form of assurance conclusion thereon.

In connection with our audit of the consolidated financial statements, our responsibility is to read the other information and, in doing so, consider whether the other information is materially inconsistent with the consolidated financial statements or our knowledge obtained in the audit or otherwise appears to be materially misstated. If, based on the work we have performed, we conclude that there is a material misstatement of this other information, we are required to report that fact. We have nothing to report in this regard.

RESPONSIBILITIES OF THE DIRECTORS FOR THE CONSOLIDATED FINANCIAL STATEMENTS

The directors of the Company are responsible for the preparation of the consolidated financial statements that give a true and fair view in accordance with IFRSs issued by the IASB and the disclosure requirements of the Hong Kong Companies Ordinance, and for such internal control as the directors determine is necessary to enable the preparation of consolidated financial statements that are free from material misstatement, whether due to fraud or error.

In preparing the consolidated financial statements, the directors of the Company are responsible for assessing the Group's ability to continue as a going concern, disclosing, as applicable, matters related to going concern and using the going concern basis of accounting unless the directors of the Company either intend to liquidate the Group or to cease operations or have no realistic alternative but to do so.

The directors of the Company are assisted by the Audit Committee in discharging their responsibilities for overseeing the Group's financial reporting process.

年報所載的其他資料

貴公司董事須對其他資料負責。其他資料包括年報所載資料，但不包括綜合財務報表及我們的核數師報告。

我們對綜合財務報表的意見並不涵蓋其他資料，我們亦不會就其發表任何形式的鑒證結論。

就審計綜合財務報表而言，我們的責任是閱讀其他資料，及在此過程中考慮其他資料是否與綜合財務報表或我們在審計過程中所瞭解的情況有重大不符，或者似乎有重大錯報。基於我們已執行的工作，如果我們認為其他資料有重大錯報，我們需要報告有關事實。就此而言，我們無需報告任何事項。

董事就綜合財務報表須承擔的責任

貴公司董事須負責根據國際會計準則委員會頒佈的國際財務報告準則及香港《公司條例》披露要求編製真實而公允列報的綜合財務報表，以及對於編製不存在由於舞弊或錯誤而導致的重大錯報的綜合財務報表所需的內部控制負責。

在編製綜合財務報表時，貴公司董事負責評估貴集團持續經營的能力，並在適用情況下披露與持續經營有關的事項，以及使用持續經營為會計基礎，除非貴公司董事有意將貴集團清盤或停止經營，或別無其他實際的替代方案。

審核委員會協助貴公司董事履行監督貴集團財務報告過程的責任。

AUDITOR'S RESPONSIBILITIES FOR THE AUDIT OF THE CONSOLIDATED FINANCIAL STATEMENTS

Our objectives are to obtain reasonable assurance about whether the consolidated financial statements as a whole are free from material misstatement, whether due to fraud or error, and to issue an auditor's report that includes our opinion. Our report is made solely to you, as a body, and for no other purpose. We do not assume responsibility towards or accept liability to any other person for the contents of this report.

Reasonable assurance is a high level of assurance, but is not a guarantee that an audit conducted in accordance with HKSA's will always detect a material misstatement when it exists. Misstatements can arise from fraud or error and are considered material if, individually or in the aggregate, they could reasonably be expected to influence the economic decisions of users taken on the basis of these consolidated financial statements.

As part of an audit in accordance with HKSA's, we exercise professional judgement and maintain professional scepticism throughout the audit. We also:

- Identify and assess the risks of material misstatement of the consolidated financial statements, whether due to fraud or error, design and perform audit procedures responsive to those risks, and obtain audit evidence that is sufficient and appropriate to provide a basis for our opinion. The risk of not detecting a material misstatement resulting from fraud is higher than for one resulting from error, as fraud may involve collusion, forgery, intentional omissions, misrepresentations, or the override of internal control.
- Obtain an understanding of internal control relevant to the audit in order to design audit procedures that are appropriate in the circumstances, but not for the purpose of expressing an opinion on the effectiveness of the Group's internal control.
- Evaluate the appropriateness of accounting policies used and the reasonableness of accounting estimates and related disclosures made by the directors.

核數師就審計綜合財務報表須承擔的責任

我們的目標是對綜合財務報表整體是否不存在由於舞弊或錯誤而導致的任何重大錯報取得合理保證，並出具包括我們意見的核數師報告。我們僅向全體股東（作為一個整體）報告，除此之外本報告不可用作其他用途。我們不會就本報告的內容向任何其他人士負上或承擔任何責任。

合理保證是高水平的保證，但不能保證按香港審計準則進行的審計總能發現重大錯報。錯報可以由舞弊或錯誤引起，如果合理預期錯報個別或匯總起來可能影響綜合財務報表使用者依據該等綜合財務報表所作出的經濟決定，則有關的錯報可被視作重大。

在根據香港審計準則進行審計的過程中，我們運用了職業判斷，保持了職業懷疑態度。我們亦：

- 識別及評估由於舞弊或錯誤而導致綜合財務報表存在重大錯報的風險，設計及執行審計程序以應對該等風險，以及取得充足及適當的審計憑證，作為我們意見的基礎。由於舞弊可能涉及串謀、偽造、蓄意遺漏、虛假陳述，或凌駕於內部控制之上，因此未能發現因舞弊而導致的重大錯報的風險高於未能發現因錯誤而導致的重大錯報的風險。
- 瞭解與審計相關的內部控制，以設計適當的審計程序，但目的並非對貴集團內部控制的有效性發表意見。
- 評價董事所採用會計政策的恰當性及作出會計估計及相關披露資料的合理性。

AUDITOR'S RESPONSIBILITIES FOR THE AUDIT OF THE CONSOLIDATED FINANCIAL STATEMENTS (Cont'd)

- Conclude on the appropriateness of the directors' use of the going concern basis of accounting and, based on the audit evidence obtained, whether a material uncertainty exists related to events or conditions that may cast significant doubt on the Group's ability to continue as a going concern. If we conclude that a material uncertainty exists, we are required to draw attention in our auditor's report to the related disclosures in the consolidated financial statements or, if such disclosures are inadequate, to modify our opinion. Our conclusions are based on the audit evidence obtained up to the date of our auditor's report. However, future events or conditions may cause the Group to cease to continue as a going concern.
- Evaluate the overall presentation, structure and content of the consolidated financial statements, including the disclosures, and whether the consolidated financial statements represent the underlying transactions and events in a manner that achieves fair presentation.
- Obtain sufficient appropriate audit evidence regarding the financial information of the entities or business activities within the Group to express an opinion on the consolidated financial statements. We are responsible for the direction, supervision and performance of the group audit. We remain solely responsible for our audit opinion.

We communicate with the Audit Committee regarding, among other matters, the planned scope and timing of the audit and significant audit findings, including any significant deficiencies in internal control that we identify during our audit.

We also provide the Audit Committee with a statement that we have complied with relevant ethical requirements regarding independence and to communicate with them all relationships and other matters that may reasonably be thought to bear on our independence, and where applicable, actions taken to eliminate threats or safeguards applied.

核數師就審計綜合財務報表須承擔的責任 (續)

- 對董事採用持續經營會計基礎的恰當性作出結論，並根據所得的審計憑證，就可能導致對貴集團持續經營的能力產生重大疑慮的事件或情況是否存在重大不確定性得出結論。如果我們認為存在重大不確定性，則有必要在核數師報告中提請報表使用者關注綜合財務報表中的相關披露資料，假若有關披露資料不足，則我們應當發表非無保留意見。我們的結論是基於截至核數師報告日止所取得的審計憑證。然而，未來事件或情況可能導致貴集團不能繼續持續經營。
- 評價綜合財務報表的整體列報方式、結構及內容，包括披露資料，以及綜合財務報表是否公允反映相關交易及事項。
- 貴集團實體或業務活動的財務資料獲取充分、適當的審計憑證，以對綜合財務報表發表意見。我們負責指導、監督及執行集團審計。我們對審計意見承擔全部責任。

我們與審核委員會溝通計劃的審計範圍、時間安排、重大審計發現等事項，包括我們於審計期間識別出內部控制的任何重大缺陷。

我們亦向審核委員會提交聲明，說明我們已符合有關獨立性的相關道德要求，並與彼等溝通所有合理地被認為會影響我們獨立性的關係及其他事項，以及(倘適用)消除不利影響的行動或採取的防範措施。

AUDITOR'S RESPONSIBILITIES FOR THE AUDIT OF THE CONSOLIDATED FINANCIAL STATEMENTS (Cont'd)

From the matters communicated with the Audit Committee, we determine those matters that were of most significance in the audit of the consolidated financial statements of the current period and are therefore the key audit matters. We describe these matters in our auditor's report unless law or regulation precludes public disclosure about the matter or when, in extremely rare circumstances, we determine that a matter should not be communicated in our report because the adverse consequences of doing so would reasonably be expected to outweigh the public interest benefits of such communication.

The engagement partner on the audit resulting in this independent auditor's report is Wang Jun Ying.

Ernst & Young

Certified Public Accountants
Hong Kong

22 March 2024

核數師就審計綜合財務報表須承擔的責任 (續)

從與審核委員會溝通的事項中，我們釐定哪些事項對本期綜合財務報表的審計最為重要，因而構成關鍵審計事項。我們於核數師報告中描述該等事項，除非法律或法規不允許對某件事項作出公開披露，或在極端罕見的情況下，若有合理預期於我們報告中溝通某事項而造成的負面後果將會超過其產生的公眾利益，我們將不會在此等情況下在報告中溝通該事項。

本獨立核數師報告的審計項目合夥人為王俊穎。

安永會計師事務所

執業會計師
香港

二零二四年三月二十二日

Consolidated Statement of Profit or Loss

綜合損益表

Year ended 31 December 2023 截至二零二三年十二月三十一日止年度

			2023	2022
			二零二三年	二零二二年
		Notes	RMB'000	RMB'000
		附註	人民幣千元	人民幣千元
REVENUE	收入	4	1,151,145	1,277,682
Cost of sales	銷售成本		(509,626)	(504,131)
Gross profit	毛利		641,519	773,551
Other income and gains	其他收入及收益	4	185,771	86,948
Selling and distribution expenses	銷售及分銷費用		(147,049)	(142,733)
Administrative expenses	行政費用		(113,206)	(122,058)
Research and development costs	研究及開發成本		(90,808)	(79,478)
Other expenses	其他費用	5	(20,248)	(15,546)
Finance costs	財務費用	6	(989)	(371)
Share of losses of an associate	應佔一間聯營公司之虧損		(40,933)	(61,905)
PROFIT BEFORE TAX	除稅前溢利	7	414,057	438,408
Income tax expense	所得稅	11	(91,390)	(82,557)
PROFIT FOR THE YEAR	本年度溢利		322,667	355,851
Attributable to:	以下各項應佔：			
Owners of the parent	母公司擁有人		326,000	358,057
Non-controlling interests	非控股權益		(3,333)	(2,206)
			322,667	355,851
EARNINGS PER SHARE	母公司普通股權益			
ATTRIBUTABLE TO ORDINARY	持有人應佔			
EQUITY HOLDERS OF THE PARENT	每股盈利	13		
Basic, for profit for the year	基本，以本年度溢利計算		RMB0.2174	RMB0.2389
Diluted, for profit for the year	攤薄，以本年度溢利計算		RMB0.2170	RMB0.2383

Consolidated Statement of Comprehensive Income

綜合全面收益表

Year ended 31 December 2023 截至二零二三年十二月三十一日止年度

		2023	2022
		二零二三年	二零二二年
		RMB'000	RMB'000
		人民幣千元	人民幣千元
PROFIT FOR THE YEAR	本年度溢利	322,667	355,851
Other comprehensive loss that may be reclassified to profit or loss in subsequent periods:	以後期間將被重分類至損益表的其他全面虧損：		
Exchange differences on translation of foreign operations	換算境外業務而產生之匯兌差額	(2,679)	(10,414)
Other comprehensive income that will not be reclassified to profit or loss in subsequent periods:	以後期間將不被重分類至損益表的其他全面收益：		
Exchange differences on translation of the Company's financial statements	換算本公司之財務報表而產生之匯兌差額	6,304	18,819
OTHER COMPREHENSIVE INCOME FOR THE YEAR, NET OF TAX	本年度除稅後其他全面收益總額	3,625	8,405
TOTAL COMPREHENSIVE INCOME FOR THE YEAR, NET OF TAX	本年度除稅後全面收益總額	326,292	364,256
Attributable to:	以下各項應佔：		
Owners of the parent	母公司擁有人	329,625	366,462
Non-controlling interests	非控股權益	(3,333)	(2,206)
		326,292	364,256

Consolidated Statement of Financial Position

綜合財務狀況表

31 December 2023 於二零二三年十二月三十一日

			2023 二零二三年 RMB'000 人民幣千元	2022 二零二二年 RMB'000 人民幣千元
		Notes 附註		
NON-CURRENT ASSETS	非流動資產			
Property, plant and equipment	物業、廠房及設備	14	758,907	696,122
Investment properties	投資性物業		2,739	-
Right-of-use assets	使用權資產	15a	101,456	109,603
Construction in progress	在建工程	16	356,898	495,144
Goodwill	商譽	17	241,158	241,158
Other intangible assets	其他無形資產	18	288,307	295,027
Investment in an associate	於一間聯營公司之投資	19	-	25,345
Loans to an associate	貸款予一間聯營公司	19	106,457	51,825
Financial assets at fair value through profit or loss	以公允值計量且其變動計入損益之財務資產	23	20,000	-
Long-term prepayments	長期預付款	22	7,564	7,564
Deferred tax assets	遞延稅項資產	29	18,977	6,860
Total non-current assets	非流動資產總額		1,902,463	1,928,648
CURRENT ASSETS	流動資產			
Inventories	存貨	20	211,107	241,746
Trade and notes receivables	應收貿易及票據款項	21	321,996	402,850
Prepayments, other receivables and other assets	預付款、其他應收款項及其他資產	22	120,396	103,782
Financial assets at fair value through profit or loss	以公允值計量且其變動計入損益之財務資產	23	160,871	181,357
Cash and bank balances	現金及銀行存款	24	905,826	811,682
Assets held for sale	待出售之資產		1,720,196	1,741,417
			-	2,578
Total current assets	流動資產總額		1,720,196	1,743,995
CURRENT LIABILITIES	流動負債			
Trade and notes payables	應付貿易及票據款項	25	162,161	224,073
Other payables and accruals	其他應付款及預提費用	26	341,129	516,068
Derivative financial instruments	金融衍生工具		-	474
Interest-bearing bank and other borrowings	計息銀行及其他借貸	27	120,060	6,434
Lease liabilities	租賃負債	15b	364	1,534
Income tax payable	應付所得稅		45,226	8,650
Other liabilities, current	其他負債，流動	30	-	174,824
Total current liabilities	流動負債總額		668,940	932,057
NET CURRENT ASSETS	淨流動資產		1,051,256	811,938
TOTAL ASSETS LESS CURRENT LIABILITIES	資產總額減流動負債		2,953,719	2,740,586

Consolidated Statement of Financial Position

綜合財務狀況表

31 December 2023 於二零二三年十二月三十一日

		Notes 附註	2023 二零二三年 RMB'000 人民幣千元	2022 二零二二年 RMB'000 人民幣千元
NON-CURRENT LIABILITIES	非流動負債			
Government grants	政府撥款	28	-	300
Deferred tax liabilities	遞延稅項負債	29	94,382	89,975
Lease liabilities	租賃負債	15b	103	444
Total non-current liabilities	非流動負債總額		94,485	90,719
Net assets	淨資產		2,859,234	2,649,867
EQUITY	權益			
Equity attributable to owners of the parent	母公司擁有人應佔權益			
Issued capital	已發行股本	31	80,455	80,389
Reserves	儲備	33	2,774,201	2,561,567
			2,854,656	2,641,956
Non-controlling interests	非控股權益		4,578	7,911
Total equity	權益總額		2,859,234	2,649,867

LI Kei Ling

李其玲

Director

董事

HUNG Yung Lai

熊融禮

Director

董事

Consolidated Statement of Changes in Equity

綜合權益變動表

Year ended 31 December 2023 截至二零二三年十二月三十一日止年度

		Attributable to owners of the parent 母公司擁有人應佔權益											
		Share Issued capital	Capital premium redemption reserve	Share option reserve	Contributed surplus	Statutory surplus reserve	Exchange fluctuation reserve	Other reserve	Retained profits	Total equity of the parent	Non- controlling interests	Total equity	
		RMB'000	RMB'000	RMB'000	RMB'000	RMB'000	RMB'000	RMB'000	RMB'000	RMB'000	RMB'000	RMB'000	
		人民幣千元	人民幣千元	人民幣千元	人民幣千元	人民幣千元	人民幣千元	人民幣千元	人民幣千元	人民幣千元	人民幣千元	人民幣千元	
		(note 31)		(note 32)	(note 33)	(note 33)	(note 33)	(note 33)	(note 33)	(note 33)			
		(附註31)		(附註32)	(附註33)	(附註33)	(附註33)	(附註33)	(附註33)	(附註33)			
At 1 January 2023	於二零二三年一月一日	80,389	2,911*	8,106*	11,605*	100,175*	424,068*	3,916*	(1,114)*	2,011,900*	2,641,956	7,911	2,649,867
Profit for the year	本年度溢利	-	-	-	-	-	-	-	326,000	326,000	(3,333)	322,667	
Other comprehensive income for the year:	本年度其他全面收益：												
Exchange differences	匯兌差額	-	-	-	-	-	3,625	-	-	3,625	-	3,625	
Total comprehensive income for the year	本年度全面收益總額	-	-	-	-	-	3,625	-	326,000	329,625	(3,333)	326,292	
Final 2022 dividend declared	宣派二零二二年末期股息	-	-	-	-	-	-	-	(96,040)	(96,040)	-	(96,040)	
Exercise of share options	購股權行使	66	1,325	(219)	-	-	-	-	-	1,172	-	1,172	
Equity-settled share option arrangements	以股權支付的購股權安排	-	-	(1,019)	-	-	-	-	-	(1,019)	-	(1,019)	
Lapse of share options	失效之購股權	-	-	(3,658)	-	-	-	-	3,658	-	-	-	
Interim 2023 dividend	二零二三年中期股息	-	-	-	-	-	-	-	(21,038)	(21,038)	-	(21,038)	
Transfer from retained profits	自保留溢利中轉撥	-	-	-	-	54,864	-	-	(54,864)	-	-	-	
At 31 December 2023	於二零二三年十二月三十一日	80,455	4,236*	8,106*	6,709*	100,175*	478,932*	7,541*	(1,114)*	2,169,616*	2,854,656	4,578	2,859,234

* These reserve accounts comprise the consolidated reserves of RMB2,774,201,000 (2022: RMB2,561,567,000) in the consolidated statement of financial position.

* 此等儲備合共人民幣2,774,201,000元(二零二二年：人民幣2,561,567,000元)構成綜合財務狀況表上的儲備金額。

Consolidated Statement of Changes in Equity

綜合權益變動表

Year ended 31 December 2023 截至二零二三年十二月三十一日止年度

		Attributable to owners of the parent 母公司擁有人應佔權益											
		Issued capital	Share premium account	Capital redemption reserve	Share option reserve	Contributed surplus	Statutory surplus reserve	Exchange fluctuation reserve	Other reserve	Retained profits	Total equity of the parent	Non-controlling interests	Total equity
Notes		RMB'000	RMB'000	RMB'000	RMB'000	RMB'000	RMB'000	RMB'000	RMB'000	RMB'000	RMB'000	RMB'000	RMB'000
附註		人民幣千元	人民幣千元	人民幣千元	人民幣千元	人民幣千元	人民幣千元	人民幣千元	人民幣千元	人民幣千元	人民幣千元	人民幣千元	人民幣千元
		(note 31)			(note 32)	(note 33)	(note 33)	(note 33)	(note 33)	(note 33)	(note 33)		
		(附註31)			(附註32)	(附註33)	(附註33)	(附註33)	(附註33)	(附註33)	(附註33)		
At 1 January 2022	於二零二二年一月一日	80,370	2,521*	8,106*	19,578*	100,175*	378,987*	(4,489)*	-*	1,795,466*	2,380,714	17,147	2,397,861
Profit for the year	本年度溢利	-	-	-	-	-	-	-	-	358,057	358,057	(2,206)	355,851
Other comprehensive income for the year:	本年度其他全面收益：												
Exchange differences	匯兌差額	-	-	-	-	-	-	8,405	-	-	8,405	-	8,405
Total comprehensive income for the year	本年度全面收益總額	-	-	-	-	-	-	8,405	-	358,057	366,462	(2,206)	364,256
Contribution from a non-controlling shareholder	一個非控股股東之注資	-	-	-	-	-	-	-	-	-	-	500	500
Acquisition of non-controlling interests	收購非控股權益	-	-	-	-	-	-	-	(1,114)	-	(1,114)	(7,530)	(8,644)
Final 2021 dividend declared	宣派二零二一年末期股息	12	-	-	-	-	-	-	-	(79,370)	(79,370)	-	(79,370)
Exercise of share options	購股權行使		19	390	(62)	-	-	-	-	-	347	-	347
Equity-settled share option arrangements	以股權支付的購股權安排	32	-	-	(4,910)	-	-	-	-	-	(4,910)	-	(4,910)
Lapse of share options	失效之購股權	32	-	-	(3,001)	-	-	-	-	3,001	-	-	-
Interim 2022 dividend	二零二二年中期股息	12	-	-	-	-	-	-	-	(20,173)	(20,173)	-	(20,173)
Transfer from retained profits	自保留溢利中轉撥		-	-	-	-	45,081	-	-	(45,081)	-	-	-
At 31 December 2022	於二零二二年十二月三十一日	80,389	2,911*	8,106*	11,605*	100,175*	424,068*	3,916*	(1,114)*	2,011,900*	2,641,956	7,911	2,649,867

* These reserve accounts comprise the consolidated reserves of RMB2,561,567,000 (2021: RMB2,300,344,000) in the consolidated statement of financial position.

* 此等儲備合共人民幣2,561,567,000元(二零二一年：人民幣2,300,344,000元)構成綜合財務狀況表上的儲備金額。

Consolidated Statement of Cash Flows

綜合現金流量表

Year ended 31 December 2023 截至二零二三年十二月三十一日止年度

			2023	2022
			二零二三年	二零二二年
		Notes	RMB'000	RMB'000
		附註	人民幣千元	人民幣千元
CASH FLOWS FROM OPERATING ACTIVITIES	經營活動的現金流量			
Profit before tax	除稅前溢利		414,057	438,408
Adjustments for:	就下列調整：			
Finance costs	財務費用	6	989	371
Share of losses of an associate	應佔一間聯營公司之虧損	19	40,933	61,905
Bank interest income	銀行利息收入	4	(22,086)	(17,658)
Loan interest income	貸款利息收入	4	(3,841)	(1,717)
Dividend income from financial assets at fair value through profit or loss	以公允值計量且其變動計入損益之財務資產的股息收入	4	(627)	(477)
Loss on disposal of items of property, plant and equipment	出售物業、廠房及設備項目的虧損	7	255	830
Gain on termination of a lease	終止租約的收益	4	-	(8)
Depreciation of property, plant and equipment	物業、廠房及設備折舊	14	61,260	49,686
Depreciation of investment properties	投資性物業折舊		43	-
Gain on disposal of non-current assets held for sale	出售待出售非流動資產的收益	4	-	(39,670)
Amortisation of intangible assets	無形資產攤銷	18	19,181	13,289
Depreciation of right-of-use assets	使用權資產折舊	15	3,409	3,435
Fair value gain on financial assets at fair value through profit or loss, net	以公允值計量且其變動計入損益之財務資產的公允值收益，淨額	4	(5,677)	(7,204)
Equity-settled share option expense	以股權支付的購股權開支	7	(1,019)	(4,910)
Impairment of trade receivables	應收貿易款項之減值	7	686	2,435
Provision of inventories	存貨撥備	7	10,936	4,097
Government relocation compensation	政府搬遷補償	4	(139,833)	-
			378,666	502,812
Decrease/(increase) in inventories	存貨減少／(增加)		19,703	(42,367)
Decrease/(increase) in trade and notes receivables	應收貿易及票據款項減少／(增加)		73,383	(79,816)
Decrease in prepayments and other assets	預付款及其他資產減少		1,588	510
Decrease in deposits and other receivables	按金及其他應收款項減少		47,139	9,786
(Decrease)/increase in trade and notes payables	應付貿易及票據款項(減少)／增加		(61,912)	80,861
(Decrease)/increase in other payables and accruals	其他應付款項及預提費用(減少)／增加		(57,343)	25,967
Decrease in government grants	政府撥款減少		(300)	(300)
Income tax paid	已付所得稅		(62,524)	(63,187)
Net cash flows from operating activities	經營活動產生的現金流量淨額		338,400	434,266

Consolidated Statement of Cash Flows

綜合現金流量表

Year ended 31 December 2023 截至二零二三年十二月三十一日止年度

			2023	2022
			二零二三年	二零二二年
		Notes	RMB'000	RMB'000
		附註	人民幣千元	人民幣千元
CASH FLOWS FROM	投資活動的現金流量			
INVESTING ACTIVITIES				
Bank interest received	已收銀行利息		22,996	11,761
Dividend income from financial assets at fair value through profit or loss	以公允值計量且其變動計入損益之財務資產的股息收入	4	627	477
Proceeds from disposal of items of property, plant and equipment	出售物業、廠房及設備項目所得款項		629	392
Proceeds from disposal of financial assets at fair value through profit or loss	出售以公允值計量且其變動計入損益之財務資產所得款項		12,350	46,246
Proceeds from disposal of non-current assets held for sale	出售持有待售非流動資產所得款項		-	51,364
Increase in time deposits with maturity over three months	到期日超過三個月之定期存款增加		(139,000)	(60,000)
Purchase of wealth management products	購買理財產品		(674,000)	(678,500)
Redemption of wealth management products	贖回理財產品		698,824	674,075
Purchases of items of property, plant and equipment and construction in progress	購置物業、廠房及設備項目及在建工程		(199,553)	(204,365)
Net cash inflow from the disposal of a subsidiary	出售一間附屬公司之收益現金流入淨額		-	20,800
Purchases of intangible assets	購置無形資產		(12,461)	(21,303)
Purchases of financial assets at fair value through profit or loss	購置以公允值計量且其變動計入損益之財務資產		(31,485)	(7,316)
Loan to an associate	貸款予一間聯營公司		(66,500)	-
Acquisition of non-controlling interests	收購非控股權益		-	(8,644)
Net cash flows used in investing activities	投資活動使用的現金流量淨額		(387,573)	(175,013)

Consolidated Statement of Cash Flows

綜合現金流量表

Year ended 31 December 2023 截至二零二三年十二月三十一日止年度

		Notes	2023 二零二三年 RMB'000 人民幣千元	2022 二零二二年 RMB'000 人民幣千元
		附註		
CASH FLOWS FROM FINANCING ACTIVITIES	融資活動的現金流量			
Dividends paid	已付股息		(117,078)	(99,543)
Proceeds from exercise of share options	行使購股權的所得款項		1,172	347
New bank loan	新銀行貸款		120,060	6,434
Interest paid	已付利息		(529)	-
Payment for lease liabilities	租賃負債付款	38	(1,555)	(439)
Contribution from a non-controlling shareholder	非控股股東之注資		-	500
Net cash flows from/(used in) financing activities	融資活動產生/(使用)的現金流量淨額		2,070	(92,701)
NET (DECREASE)/INCREASE IN CASH AND CASH EQUIVALENTS	現金及現金等價物(減少)/增加淨額		(47,103)	166,552
Cash and cash equivalents at beginning of year	年初現金及現金等價物		411,682	237,744
Effect of foreign exchange rate changes, net	匯率變動之影響，淨額		2,247	7,386
CASH AND CASH EQUIVALENTS AT END OF YEAR	年終現金及現金等價物		366,826	411,682
ANALYSIS OF BALANCES OF CASH AND CASH EQUIVALENTS	現金及現金等價物結餘分析			
Cash and bank balances	現金及銀行結存		156,744	246,387
Short-term deposits	短期銀行存款		210,082	165,295
			366,826	411,682

1. CORPORATE AND GROUP INFORMATION

Dawnrays Pharmaceutical (Holdings) Limited (the “Company”) was incorporated as an exempted company with limited liability in the Cayman Islands on 20 September 2002 under the Companies Law, Cap. 22 (Law 3 of 1961, as consolidated and revised) of the Cayman Islands. The registered office address of the Company is Cricket Square, Hutchins Drive, P.O. Box 2681, Grand Cayman KY1-1111, Cayman Islands and the principal place of business is located at Units 3001-02, 30/F, CNT Tower, 338 Hennessy Road, Wanchai, Hong Kong.

The Company and its subsidiaries (collectively referred to as the “Group”) underwent a reorganisation on 21 June 2003 to rationalise the Group’s structure in preparation for the listing of the shares of the Company on the Main Board of The Stock Exchange of Hong Kong Limited (the “Stock Exchange”), pursuant to which the Company became the holding company of the Group (the “Group Reorganisation”).

The shares of the Company were listed on the Main Board of the Stock Exchange on 11 July 2003.

During the year, the Group was principally engaged in the development, manufacture and sale of non-patented pharmaceutical medicines including intermediate pharmaceuticals, bulk medicines and finished drugs. In the opinion of the directors, Fortune United Group Limited, a company incorporated in the British Virgin Islands, is the ultimate holding company of the Company.

1. 公司及本集團資料

東瑞製葯(控股)有限公司(「本公司」)於二零零二年九月二十日根據開曼群島公司法(一九六一年第三卷，經綜合及修訂)第二十二章於開曼群島註冊成立為獲豁免有限公司。本公司之註冊辦事處地址是Cricket Square, Hutchins Drive, P.O. Box 2681, Grand Cayman KY1-1111, Cayman Islands，而主要營業地點之地址則是香港灣仔軒尼詩道338號北海中心30樓3001-02室。

通過集團重組優化本公司及其附屬公司(統稱「本集團」)的架構以籌備本公司的股份在香港聯合交易所有限公司(「聯交所」)主板上市，於二零零三年六月二十一日，本公司成為組成本集團的附屬公司的控股公司(「集團重組」)。

本公司股份於二零零三年七月十一日於聯交所主板上市。

本集團於年內主要從事非專利藥物開發、製造及銷售，包括中間體、原料藥及成藥。董事認為，於英屬維爾京群島註冊成立的公司Fortune United Group Limited，是本公司的最終控股公司。

財務報表附註

31 December 2023 於二零二三年十二月三十一日

1. CORPORATE AND GROUP INFORMATION (Cont'd)

INFORMATION ABOUT SUBSIDIARIES

Particulars of the Company's subsidiaries as at 31 December 2023 are as follows:

Name	Place of incorporation/ registration and operations 註冊成立／註冊及營業地點	Issued share/ paid-up capital 已發行／已繳足股本	Legal form 法定形式	Percentage of equity attributable to the Company 本公司應佔股權百分比	Principal activities 主要業務
Directly held 直接持有					
Dawnrays International Co., Ltd. 東瑞國際有限公司	British Virgin Islands 英屬維爾京群島	US\$100 100美元	Limited liability 有限公司	100%	Investment holding 投資控股
Dawnrays Biotechnology Capital (Asia) Limited 東瑞生物投資發展(亞洲)有限公司	Hong Kong 香港	HK\$100 港幣 100 元	Limited liability 有限公司	100%	Investment holding 投資控股
Indirectly held 間接持有					
Dawnrays International Company Limited 東瑞國際股份有限公司	Hong Kong 香港	HK\$500,000 港幣 500,000 元	Limited liability 有限公司	100%	Investment holding and sale of pharmaceutical products 投資控股及銷售醫藥產品
Suzhou Dawnrays Pharmaceutical Co., Ltd. # 蘇州東瑞製藥有限公司#	Chinese Mainland 中國大陸	US\$97,500,000 97,500,000 美元	Foreign investment enterprise with limited liability 外商投資有限公司	100%	Manufacture and sale of pharmaceutical products 製造及銷售醫藥產品
Dawnrays Pharma (Hong Kong) Limited 東瑞藥業(香港)有限公司	Hong Kong 香港	HK\$500,000 港幣 500,000 元	Limited liability 有限公司	100%	Sale of pharmaceutical products 銷售醫藥產品
Dawnrays (Nantong) Pharmaceutical Science and Technology Co., Ltd. #^ 東瑞(南通)醫藥科技有限公司#^	Chinese Mainland 中國大陸	US\$100,000 100,000 美元	Foreign investment enterprise with limited liability 外商投資有限公司	100%	Manufacture and sale of pharmaceutical intermediates 製造及銷售醫藥中間體
Fujian Dawnrays Pharmaceutical Co., Ltd. # 福建東瑞製藥有限公司#	Chinese Mainland 中國大陸	RMB98,694,806 人民幣 98,694,806 元	Limited liability 有限公司	100%	Manufacture and sale of pharmaceutical products 製造及銷售醫藥產品

1. 公司及本集團資料(續)

附屬公司資料

本公司於二零二三年十二月三十一日之附屬公司詳情如下：

1. CORPORATE AND GROUP INFORMATION (Cont'd) INFORMATION ABOUT SUBSIDIARIES (Cont'd)

1. 公司及本集團資料(續) 附屬公司資料(續)

Name	Place of incorporation/ registration and operations 註冊成立/註冊及營業地點	Issued share/ paid-up capital 已發行/已繳足股本	Legal form 法定形式	Percentage of equity attributable to the Company 本公司應佔股權百分比	Principal activities 主要業務
Nanjing PharmaRays Science and Technology Co., Ltd. # 南京福美瑞信科技有限公司#	Chinese Mainland 中國大陸	RMB49,500,000 人民幣49,500,000元	Limited liability 有限公司	65%	Research and development of pharmaceutical products 研究及開發醫藥產品
Guangzhou PharmaRays Science and Technology Co., Ltd. # 廣州福美瑞信科技有限公司#	Chinese Mainland 中國大陸	RMB3,000,000 人民幣3,000,000元	Limited liability 有限公司	65%	Research and development of pharmaceutical products 研究及開發醫藥產品
Lanzhou Dawnrays Pharmaceutical Co., Ltd. # 蘭州東瑞製藥有限公司#	Chinese Mainland 中國大陸	RMB425,750,365 人民幣425,750,365元	Limited liability 有限公司	100%	Manufacture and sale of pharmaceutical products 製造及銷售醫藥產品
Suzhou Dawnrays Pharmaceuticals Trading Co., Ltd. #& 蘇州東瑞醫藥貿易有限公司#&	Chinese Mainland 中國大陸	-	Limited liability 有限公司	100%	Sale of pharmaceutical products 銷售醫藥產品

These subsidiaries were registered under PRC law.

該等附屬公司按中國法律註冊。

^ Dawnrays (Nantong) Pharmaceutical Science and Technology Co., Ltd. reduced the registered capital to US\$100,000 in April 2023 with shareholder's approval, and returned US\$14,900,000 to Dawnrays International Company Limited. Dawnrays (Nantong) Pharmaceutical Science and Technology Co., Ltd. started the voluntary dissolution procedure in the second half of 2023 and was deregistered in January 2024.

^ 於2023年4月，東瑞(南通)醫藥科技有限公司獲得股東批准，將註冊資本減至100,000美元，及退回14,900,000美元予東瑞國際有限公司。東瑞(南通)醫藥科技有限公司於2023年下半年開始自願性清算程序，並於2024年1月完成註銷。

& On 17 August 2023, Suzhou Dawnrays Pharmaceuticals Trading Co., Ltd. was established as a fully owned subsidiary of Suzhou Dawnrays Pharmaceutical Co., Ltd. As of 31 December 2023, Suzhou Dawnrays Pharmaceuticals Trading Co., Ltd has not operated.

& 蘇州東瑞醫藥貿易有限公司於2023年8月17日成立為蘇州東瑞製藥有限公司全資附屬公司，截至2023年12月31日蘇州東瑞醫藥貿易有限公司仍未營運。

財務報表附註

31 December 2023 於二零二三年十二月三十一日

2. ACCOUNTING POLICIES

2.1 BASIS OF PREPARATION

These financial statements have been prepared in accordance with International Financial Reporting Standards (“IFRSs”) (which include all International Financial Reporting Standards, International Accounting Standards (“IASs”) and Interpretations) issued by the International Accounting Standards Board (“IASB”) and the disclosure requirements of the Hong Kong Companies Ordinance. They have been prepared under the historical cost convention, except for financial assets at fair value through profit or loss and financial assets at fair value through other comprehensive income that have been measured at fair value. Non-current assets held for sale are stated at the lower of their carrying amounts and fair values less costs to sell as further explained in note 2.4. These financial statements are presented in Renminbi (“RMB”) and all values are rounded to the nearest thousand except when otherwise indicated.

BASIS OF CONSOLIDATION

The consolidated financial statements include the financial statements of the Company and its subsidiaries (collectively referred to as the “Group”) for the year ended 31 December 2023. A subsidiary is an entity (including a structured entity), directly or indirectly, controlled by the Company. Control is achieved when the Group is exposed, or has rights, to variable returns from its involvement with the investee and has the ability to affect those returns through its power over the investee (i.e., existing rights that give the Group the current ability to direct the relevant activities of the investee).

Generally, there is a presumption that a majority of voting rights results in control. When the Company has, less than a majority of the voting or similar rights of an investee, the Group considers all relevant facts and circumstances in assessing whether it has power over an investee, including:

- (a) the contractual arrangement with the other vote holders of the investee;
- (b) rights arising from other contractual arrangements; and
- (c) the Group’s voting rights and potential voting rights.

2. 會計政策

2.1 編製基準

財務報表已根據國際會計準則理事會（「國際會計準則理事會」）頒佈的國際財務報告準則（「國際財務報告準則」）（包括所有國際財務報告準則、國際會計準則（「國際會計準則」）及詮釋）及香港《公司條例》披露要求而編製。除以公允值計量且其變動計入損益之財務資產及以公允值計量且其變動計入其他全面收益之財務資產以公允值計量外，待出售之非流動資產以帳面值與公允值扣除銷售成本兩者的較低者計量（於附註2.4有進一步闡述），財務報表按歷史成本原則編製，並以人民幣（「人民幣」）列示，除另有指明外，所有金額均四捨五入至最接近千位。

合併基準

綜合財務報表包括本公司及其附屬公司（統稱「本集團」）截至二零二三年十二月三十一日止年度的財務報表。附屬公司乃指本公司直接或間接控制的實體（包括一個結構性實體）。獲得控制權是當集團擁有權力從被投資方獲得變量回報或通過對投資方的控制權（如：既存權力賦予集團指揮被投資方相關活動的現實能力）影響其回報。

一般來說，持有過半數投票權被假定為擁有控制權，當並未擁有被投資方大多數投票權或類似的權力時，本集團會考慮所有相關因素或外部環境以評估其是否對被投資方具有控制權，包括：

- (a) 與其他投票權持有者之間的契約式協定；
- (b) 從其他契約式協定中獲取的權力；及
- (c) 本集團的投票權和潛在投票權。

2.1 BASIS OF PREPARATION (Cont'd)

BASIS OF CONSOLIDATION (Cont'd)

The financial statements of the subsidiaries are prepared for the same reporting period as the Company, using consistent accounting policies. The results of the subsidiaries are consolidated from the date on which the Group obtains control, and continue to be consolidated until the date that such control ceases.

Profit or loss and each component of other comprehensive income are attributed to the owners of the parent of the Group and to the non-controlling interests even if this results in the non-controlling interests having a deficit balance. All intra-group assets and liabilities, equity, income, expenses and cash flows relating to transactions between members of the Group are eliminated in full on consolidation.

The Group reassesses whether or not it controls an investee if facts and circumstances indicate that there are changes to one or more of the three elements of control described above. A change in the ownership interest of a subsidiary, without a loss of control, is accounted for as an equity transaction.

If the Group loses control over a subsidiary, it derecognises the related assets (including goodwill), liabilities, any non-controlling interest and the exchange fluctuation reserve; and recognises the fair value of any investment retained and any resulting surplus or deficit in profit or loss. The Group's share of components previously recognised in other comprehensive income is reclassified to profit or loss or retained profits, as appropriate, on the same basis as would be required if the Group had directly disposed of the related assets or liabilities.

2.1 編製基準(續)

合併基準(續)

編製附屬公司財務報表的報告期間與本公司相同，會計政策亦貫徹一致。附屬公司業績由本集團取得控制權當日起全面合併入賬，並一直合併入賬直至控制權終止日為止。

損益及其他全面收益各組成部分歸屬至本集團母公司擁有人及非控股權益，即使此舉會導致非控股權益出現虧絀結餘。本集團內公司間的資產與負債、股權、收入、開支及與本集團成員公司間交易相關的現金流已於合併賬目時全數抵銷。

當事實及情況表明上述所列之控制權的三個元素中的一個或多個有變時，本集團重新評估是否控制投資對象。於附屬公司擁有權權益發生變動，如不會導致對其失去控制權，將作為權益交易入賬。

倘本集團失去對附屬公司的控制權，則其撤銷確認相關資產(包括商譽)、負債、任何非控制權益及匯率波動撥回；及確認所保留任何投資的公允價值及損益賬中任何因此產生的盈餘或虧損。先前於其他全面收益內確認的本集團應佔部分按本集團直接出售相關資產或負債所要求的相同基準重新分類為損益或保留利潤(如適當)。

2.2 CHANGES IN ACCOUNTING POLICIES AND DISCLOSURES

The Group has adopted the following new and revised IFRSs for the first time for the current year's financial statements.

IFRS 17	<i>Insurance Contracts</i>
Amendments to IAS 1 and IFRS Practice Statement 2	<i>Disclosure of Accounting Policies</i>
Amendments to IAS 8	<i>Definition of Accounting Estimates</i>
<i>Amendments to IAS 12</i>	<i>Deferred Tax related to Assets and Liabilities arising from a Single Transaction</i>
<i>Amendments to IAS 12</i>	<i>International Tax Reform — Pillar Two Model Rules</i>

The nature and the impact of the new and revised IFRSs that are applicable to the Group are described below:

- (a) Amendments to IAS 1 require entities to disclose their material accounting policy information rather than their significant accounting policies. Accounting policy information is material if, when considered together with other information included in an entity's financial statements, it can reasonably be expected to influence decisions that the primary users of general purpose financial statements make on the basis of those financial statements. Amendments to IFRS Practice Statement 2 *Making Materiality Judgements* provide non-mandatory guidance on how to apply the concept of materiality to accounting policy disclosures. The Group has disclosed the material accounting policy information in note 2 to the financial statements. The amendments did not have any impact on the measurement, recognition or presentation of any items in the Group's financial statements.

2.2 會計政策及披露的變動

本集團已於本年度財務報表中首次採納以下新訂及經修訂的國際財務報告準則。

國際財務報告準則第17號	保險合約
國際會計準則第1號及國際財務報告準則實務說明第2號(修訂本)	會計政策的披露
國際會計準則第8號(修訂本)	會計估計的定義
國際會計準則第12號(修訂本)	單一交易產生的資產及負債相關遞延稅項
國際會計準則第12號(修訂本)	國際稅務改革 — 第二支柱模型規則

適用於本集團的新訂及經修訂國際財務報告準則的性質及影響載列如下：

- (a) 國際會計準則第1號(修訂本)要求實體披露彼等的重要會計政策資料而非主要會計政策。倘連同實體財務報表內其他資料一併考慮，會計政策資料可以合理預期會影響通用目的財務報表的主要使用者基於等財務報表所作出的決策，則該會計政策資料屬重大。國際財務報告準則實務聲明第2號(修訂本)作出重要性判斷就如何將重要性概念應用於會計政策披露提供非強制性指引。本集團已在財務報表附註2披露重要會計政策，該等修訂對本集團財務報表內任何項目的計量、確認及呈列並無任何影響。

2.2 CHANGES IN ACCOUNTING POLICIES AND DISCLOSURES (Cont'd)

- (b) Amendments to IAS 8 clarify the distinction between changes in accounting estimates and changes in accounting policies. Accounting estimates are defined as monetary amounts in financial statements that are subject to measurement uncertainty. The amendments also clarify how entities use measurement techniques and inputs to develop accounting estimates. Since the Group's approach and policy align with the amendments, the amendments had no impact on the Group's financial statements.
- (c) Amendments to IAS 12 *Deferred Tax related to Assets and Liabilities arising from a Single Transaction* narrow the scope of the initial recognition exception in IAS 12 so that it no longer applies to transactions that give rise to equal taxable and deductible temporary differences, such as leases and decommissioning obligations. Therefore, entities are required to recognise a deferred tax asset (provided that sufficient taxable profit is available) and a deferred tax liability for temporary differences arising from these transactions.

The amendments did not have any material impact on the overall deferred tax balances presented in the consolidated statement of financial position.

2.2 會計政策及披露的變動(續)

- (b) 國際會計準則第8號(修訂本)澄清會計估計變動與會計政策變動之間的區別。會計估計的定義為財務報表中存在計量不確定性的貨幣金額。該等修訂亦澄清實體如何使用計量方法及輸入數據編制會計估計。由於本集團的方法及政策與該等修訂一致，該等修訂對本集團的財務報表並無影響。
- (c) 國際會計準則第12號(修訂本)單一交易產生的資產及負債相關遞延稅項縮小了國際會計準則第12號中初始確認例外的範圍，使其不再適用於產生金額相等的應課稅及可扣減暫時性差異的交易，例如租賃及停用責任。因此，實體需要就該等交易產生的暫時性差額確認遞延稅項資產(惟應納稅所得額足夠)及遞延稅項負債。

該修訂對綜合財務狀況表呈列的整體遞延稅項結餘並無任何重大影響。

2.2 CHANGES IN ACCOUNTING POLICIES AND DISCLOSURES (Cont'd)

- (d) Amendments to IAS 12 *International Tax Reform – Pillar Two Model Rules* introduce a mandatory temporary exception from the recognition and disclosure of deferred taxes arising from the implementation of the Pillar Two model rules published by the Organisation for Economic Co-operation and Development. The amendments also introduce disclosure requirements for the affected entities to help users of the financial statements better understand the entities' exposure to Pillar Two income taxes, including the disclosure of current tax related to Pillar Two income taxes separately in the periods when Pillar Two legislation is effective and the disclosure of known or reasonably estimable information of their exposure to Pillar Two income taxes in periods in which the legislation is enacted or substantively enacted but not yet in effect. The Group has applied the amendments retrospectively. Since the Group did not fall within the scope of the Pillar Two model rules, the amendments did not have any impact to the Group.

2.2 會計政策及披露的變動(續)

- (d) 國際會計準則第12號(修訂本)《國際稅務改革 – 第二支柱模型規則》對執行由經濟合作與發展組織發佈的第二支柱模型規則而產生的遞延稅項的確認和披露引進了一項強制性臨時豁免。該等修訂還對受影響的實體引進了披露要求以協助財務報表的使用者更加了解實體在第二支柱所得稅的風險，包括於第二支柱立法生效期間單獨披露第二支柱所得稅相關的當前稅項，以及於立法制定或實質上制定但尚未生效期間披露其第二支柱所得稅風險的已知或可合理估計的資料。本集團已追溯應用該等修訂。由於本集團不屬於第二支柱模型規則的範圍內，故該修訂對本集團並無影響。

2.3 ISSUED BUT NOT YET EFFECTIVE INTERNATIONAL FINANCIAL REPORTING STANDARDS

The Group has not applied the following revised IFRSs, that have been issued but are not yet effective, in these financial statements. The Group intends to apply these revised IFRSs, if applicable, when they become effective.

Amendments to IFRS 10 and IAS 28	<i>Sale or Contribution of Assets between an Investor and its Associate or Joint Venture</i> ³
Amendments to IFRS 16	<i>Lease Liability in a Sale and Leaseback</i> ¹
Amendments to IAS 1	<i>Classification of Liabilities as Current or Non-current (the "2020 Amendments")</i> ¹
Amendments to IAS 1	<i>Non-current Liabilities with Covenants (the "2022 Amendments")</i> ¹
Amendments to IAS 7 and IFRS 7	<i>Supplier Finance Arrangements</i> ¹
Amendments to IAS 21	<i>Lack of Exchangeability</i> ²

¹ Effective for annual periods beginning on or after 1 January 2024

² Effective for annual periods beginning on or after 1 January 2025

³ No mandatory effective date yet determined but available for adoption

2.3 已頒佈但尚未生效的國際財務報告準則

本集團並未於該等財務報表中應用以下已頒佈但尚未生效的經修訂國際財務報告準則。本集團擬於該等經修訂國際財務報告準則(倘適用)生效時加以應用。

國際財務報告準則第10號及國際會計準則第28號(修訂本)	投資者與其聯營公司或合營公司之間的資產出售或注資 ³
國際財務報告準則第16號(修訂本)	售後租回交易中的租賃負債 ¹
國際會計準則第1號(修訂本)	將負債分類為流動或非流動(「二零二零年修訂本」) ¹
國際會計準則第1號(修訂本)	附帶契諾的非流動負債(「二零二二年修訂本」) ¹
國際會計準則第7號及國際財務報告準則第7號(修訂本)	供應商融資安排 ¹
國際會計準則第21號(修訂本)	缺乏可兌換性 ²

¹ 於二零二四年一月一日或之後開始的年度期間生效

² 於二零二五年一月一日或之後開始的年度期間生效

³ 尚未釐定強制生效日期，惟可予採納

財務報表附註

31 December 2023 於二零二三年十二月三十一日

2.3 ISSUED BUT NOT YET EFFECTIVE INTERNATIONAL FINANCIAL REPORTING STANDARDS (Cont'd)

Further information about those IFRSs that are expected to be applicable to the Group is described below.

Amendments to IFRS 10 and IAS 28 address an inconsistency between the requirements in IFRS 10 and in IAS 28 in dealing with the sale or contribution of assets between an investor and its associate or joint venture. The amendments require a full recognition of a gain or loss resulting from a downstream transaction when the sale or contribution of assets constitutes a business. For a transaction involving assets that do not constitute a business, a gain or loss resulting from the transaction is recognised in the investor's profit or loss only to the extent of the unrelated investor's interest in that associate or joint venture. The amendments are to be applied prospectively. The previous mandatory effective date of amendments to IFRS 10 and IAS 28 was removed by the IASB. However, the amendments are available for adoption now.

Amendments to IFRS 16 specify the requirements that a seller-lessee uses in measuring the lease liability arising in a sale and leaseback transaction to ensure the seller-lessee does not recognise any amount of the gain or loss that relates to the right of use it retains. The amendments are effective for annual periods beginning on or after 1 January 2024 and shall be applied retrospectively to sale and leaseback transactions entered into after the date of initial application of IFRS 16 (i.e., 1 January 2019). Earlier application is permitted. The amendments are not expected to have any significant impact on the Group's financial statements.

2.3 已頒佈但尚未生效的國際財務報告準則(續)

預期將適用於本集團的該等國際財務報告準則的進一步資料描述如下。

國際財務報告準則第10號及國際會計準則第28號(修訂本)針對國際財務報告準則第10號及國際會計準則第28號兩者對有關投資者與其聯營公司或合營公司之間的資產出售或注資規定的不一致性。該修訂本規定，當資產出售或注資構成一項業務時，須悉數確認下游交易產生的收益或虧損。當交易涉及不構成一項業務的資產時，由該交易產生的收益或虧損於該投資者的損益內確認，惟僅以不相關投資者於該聯營公司或合營公司的權益為限。該修訂本將前瞻性應用。國際會計準則理事會已移除國際財務報告準則第10號及國際會計準則第28號(修訂本)先前的強制性生效日期。然而，該修訂本現時可供採納。

國際財務報告準則第16號(修訂本)訂明賣方一承租人在計量售後租回交易產生的租賃負債時所採用的規定，以確保賣方一承租人不會確認任何與其保留的使用權有關的收益或虧損金額。該等修訂於二零二四年一月一日或之後開始的年度期間生效，且將對於國際財務報告準則第16號首次應用日期(即二零一九年一月一日)之後訂立的售後租回交易追溯應用，惟允許提早應用。預計該等修訂不會對本集團的財務報表產生任何重大影響。

2.3 ISSUED BUT NOT YET EFFECTIVE INTERNATIONAL FINANCIAL REPORTING STANDARDS (Cont'd)

The 2020 Amendments clarify the requirements for classifying liabilities as current or non-current, including what is meant by a right to defer settlement and that a right to defer must exist at the end of the reporting period. Classification of a liability is unaffected by the likelihood that the entity will exercise its right to defer settlement. The amendments also clarify that a liability can be settled in its own equity instruments, and that only if a conversion option in a convertible liability is itself accounted for as an equity instrument would the terms of a liability not impact its classification. The 2022 Amendments further clarify that, among covenants of a liability arising from a loan arrangement, only those with which an entity must comply on or before the reporting date affect the classification of that liability as current or non-current. Additional disclosures are required for non-current liabilities that are subject to the entity complying with future covenants within 12 months after the reporting period. The amendments shall be applied retrospectively with early application permitted. An entity that applies the 2020 Amendments early is required to apply simultaneously the 2022 Amendments, and vice versa. The Group is currently assessing the impact of the amendments and whether existing loan agreements may require revision. Based on a preliminary assessment, the amendments are not expected to have any significant impact on the Group's financial statements.

Amendments to IAS 7 and IFRS 7 clarify the characteristics of supplier finance arrangements and require additional disclosure of such arrangements. The disclosure requirements in the amendments are intended to assist users of financial statements in understanding the effects of supplier finance arrangements on an entity's liabilities, cash flows and exposure to liquidity risk. Earlier application of the amendments is permitted. The amendments provide certain transition reliefs regarding comparative information, quantitative information as at the beginning of the annual reporting period and interim disclosures. The amendments are not expected to have any significant impact on the Group's financial statements.

2.3 已頒佈但尚未生效的國際財務報告準則 (續)

二零二零年修訂本澄清將負債分類為流動或非流動的規定，包括推遲清償權利的含義及在報告期結束時必須存在的推遲清償權利。負債的分類不受實體行使其推遲清償權利的可能性之影響。該等修訂亦澄清，負債可以其自有權益工具清償，並且只有當可轉換負債的轉換選擇權本身被作為權益工具處理時，負債的條款才不會影響其分類。二零二二年修訂本進一步澄清，在貸款安排產生的負債契諾中，只有實體於報告日期或之前必須遵守的契諾才影響該負債分類為流動或非流動。此外，對於報告期後12個月內視乎該實體遵守未來契諾情況而定的非流動負債，須作出額外披露。該等修訂應追溯應用，惟允許提早應用。提早應用二零二零年修訂本的實體必須同時應用二零二二年修訂本，反之亦然。本集團現正評估該等修訂的影響，以及現有貸款協議是否需要修訂。根據初步評估，預計該等修訂不會對本集團的財務報表產生任何重大影響。

國際會計準則第7號及國際財務報告準則第7號(修訂本)澄清供應商融資安排的特徵，並要求額外披露此類安排。修訂本中的披露要求旨在幫助財務報表的使用者了解供應商融資安排對實體負債、現金流量及流動資金風險敞口的影響。修訂本允許提早應用。修訂本在比較資料、年度報告期間開始時的量化資料及中期披露方面提供若干過渡性寬免。預計該等修訂不會對本集團的財務報表產生任何重大影響。

2.3 ISSUED BUT NOT YET EFFECTIVE INTERNATIONAL FINANCIAL REPORTING STANDARDS (Cont'd)

Amendments to IAS 21 specify how an entity shall assess whether a currency is exchangeable into another currency and how it shall estimate a spot exchange rate at a measurement date when exchangeability is lacking. The amendments require disclosures of information that enable users of financial statements to understand the impact of a currency not being exchangeable. Earlier application is permitted. When applying the amendments, an entity cannot restate comparative information. Any cumulative effect of initially applying the amendments shall be recognised as an adjustment to the opening balance of retained profits or to the cumulative amount of translation differences accumulated in a separate component of equity, where appropriate, at the date of initial application. The amendments are not expected to have any significant impact on the Group's financial statements.

2.4 MATERIAL ACCOUNTING POLICIES

INVESTMENT IN AN ASSOCIATE

An associate is an entity in which the Group has a long term interest of generally not less than 20% of the equity voting rights and over which it has significant influence. Significant influence is the power to participate in the financial and operating policy decisions of the investee, but is not control or joint control over those policies.

The Group's investment in an associate is stated in the consolidated statement of financial position at the Group's share of net assets under the equity method of accounting, less any impairment losses. Adjustments are made to bring into line any dissimilar accounting policies that may exist. The Group's share of the post-acquisition results and other comprehensive income of an associate is included in the consolidated statement of profit or loss and consolidated other comprehensive income, respectively. In addition, when there has been a change recognised directly in the equity of the associate, the Group recognises its share of any changes, when applicable, in the consolidated statement of changes in equity. Unrealised gains and losses resulting from transactions between the Group and its associate are eliminated to the extent of the Group's investment in an associate, except where unrealised losses provide evidence of an impairment of the assets transferred. Goodwill arising from the acquisition of an associate is included as part of the Group's investment in an associate.

When an investment in an associate is classified as held for sale, it is accounted for in accordance with IFRS 5 *Non-current Assets Held for Sale and Discontinued Operations*.

2.3 已頒佈但尚未生效的國際財務報告準則(續)

國際會計準則第21號(修訂本)訂明,實體應如何評估一種貨幣是否可兌換成另一種貨幣,以及在缺乏可兌換性的計量日實體應如何估計即期匯率。修訂本要求披露有關資料,以便財務報表使用者能夠了解貨幣不可兌換的影響。允許提早應用。在應用修訂本時,實體不能重列比較資料。首次應用修訂本的任何累積影響應於首次應用日期確認為對保留利潤期初結餘的調整,或對權益單獨組成部分中累計的折算差額累積金額的調整(如適用)。預計該等修訂不會對本集團的財務報表產生任何重大影響。

2.4 重大會計政策

於聯營公司的投資

聯營公司為本集團於其一般不少於20%股本投票權中擁有長期權益的實體,且可對其發揮重大影響力。重大影響力是指參與投資方的財務及經營決策的權力,但並非控制或共同控制該等決策的權力。

本集團於聯營公司的投資乃根據股權會計法按本集團所佔資產淨值減任何減值虧損計入綜合財務狀況表,將作出調整以統一可能存在的任何不相似的會計政策。本集團應佔聯營公司的收購後業績及其他全面收益分別於綜合損益及綜合其他全面收益中入賬。此外,當已有變動直接確認於聯營公司的權益時,本集團會將其分佔的任何變動於綜合權益變動表中確認(倘適用)。除未變現虧損證明所轉讓資產出現減值外,本集團與其聯營公司進行交易所產生的未變現收益及虧損均予以對銷,並以本集團於聯營公司投資為限。因收購聯營公司而產生的商譽,乃列為本集團於聯營公司的投資的一部份。

當於聯營公司的投資歸類為持有待售時,則按國際財務報告準則第5號持有待售及已終止營運的非流動資產入賬。

2.4 MATERIAL ACCOUNTING POLICIES (Cont'd)

BUSINESS COMBINATIONS AND GOODWILL

Business combinations are accounted for using the acquisition method. The consideration transferred is measured at the acquisition date fair value which is the sum of the acquisition date fair values of assets transferred by the Group, liabilities assumed by the Group to the former owners of the acquiree and the equity interests issued by the Group in exchange for control of the acquiree. For each business combination, the Group elects whether to measure the non-controlling interests in the acquiree at fair value or at the proportionate share of the acquiree's identifiable net assets. All other components of non-controlling interests are measured at fair value. Acquisition-related costs are expensed as incurred.

The Group determines that it has acquired a business when the acquired set of activities and assets includes an input and a substantive process that together significantly contribute to the ability to create outputs.

When the Group acquires a business, it assesses the financial assets and liabilities assumed for appropriate classification and designation in accordance with the contractual terms, economic circumstances and pertinent conditions as at the acquisition date. This includes the separation of embedded derivatives in host contracts of the acquiree.

If the business combination is achieved in stages, the previously held equity interest is remeasured at its acquisition date fair value and any resulting gain or loss is recognised in profit or loss.

Any contingent consideration to be transferred by the acquirer is recognised at fair value at the acquisition date. Contingent consideration classified as an asset or liability is measured at fair value with changes in fair value recognised in profit or loss. Contingent consideration that is classified as equity is not remeasured and subsequent settlement is accounted for within equity.

2.4 重大會計政策(續)

業務合併及商譽

業務合併採用收購法列賬。轉讓的代價乃以收購日的公允值計算，該公允值為本集團轉讓的資產、本集團向被收購方之前度擁有人承擔的負債，及本集團發行以換取被收購方控制權的股本權益於收購日的公允值的總和。於各業務合併中，本集團可選擇以公允值抑或被收購方可識別淨資產的應佔比例計算被收購方非控股權益。所有其他非控股權益部份乃按公允值計量。收購成本於產生時列為開支。

本集團釐定已收購業務當本集團收購一組活動及資產時包括一項投入及一個共同對創造產出的能力作出重大貢獻的實質性過程。

當本集團購入一項業務時，會根據合約條款、於收購日的經濟環境及相關條件，評估將承接的財務資產及負債，以作出適合的分類及標示，其中包括將被收購方主合約中的嵌入式衍生工具進行分離。

倘企業合併分階段進行，收購方先前持有的被收購方股權應按收購日的公允值重新計量，而任何收益或虧損於損益中確認。

收購方將予轉讓的任何或有對價於收購日按公允值確認。分類為一項資產或負債的或有對價按公允值計量，且公允值的變動計入損益。分類為權益的或有對價並無重新計量，而後續結算於權益中入賬。

2.4 MATERIAL ACCOUNTING POLICIES (Cont'd)

BUSINESS COMBINATIONS AND GOODWILL (Cont'd)

Goodwill is initially measured at cost, being the excess of the aggregate of the consideration transferred, the amount recognised for non-controlling interests and any fair value of the Group's previously held equity interests in the acquiree over the identifiable assets acquired and liabilities assumed. If the sum of this consideration and other items is lower than the fair value of the net assets acquired, the difference is, after reassessment, recognised in profit or loss as a gain on bargain purchase.

After initial recognition, goodwill is measured at cost less any accumulated impairment losses. Goodwill is tested for impairment annually or more frequently if events or changes in circumstances indicate that the carrying value may be impaired. The Group performs its annual impairment test of goodwill as at 31 December. For the purpose of impairment testing, goodwill acquired in a business combination is, from the acquisition date, allocated to each of the Group's cash-generating units, or groups of cash-generating units, that are expected to benefit from the synergies of the combination, irrespective of whether other assets or liabilities of the Group are assigned to those units or groups of units.

Impairment is determined by assessing the recoverable amount of the cash-generating unit (group of cash-generating units) to which the goodwill relates. Where the recoverable amount of the cash-generating unit (group of cash-generating units) is less than the carrying amount, an impairment loss is recognised. An impairment loss recognised for goodwill is not reversed in a subsequent period.

Where goodwill has been allocated to a cash-generating unit (or group of cash-generating units) and part of the operation within that unit is disposed of, the goodwill associated with the operation disposed of is included in the carrying amount of the operation when determining the gain or loss on the disposal. Goodwill disposed of in these circumstances is measured based on the relative value of the operation disposed of and the portion of the cash-generating unit retained.

2.4 重大會計政策(續)

業務合併及商譽(續)

商譽起初按成本計量，即已轉讓總代價、已確認非控股權益及本集團先前持有的被收購方股權的公允值總額，超逾與所收購可識別資產及所承擔負債的差額。如總代價及其他項目低於所收購資產淨值的公允值，評估後其差額將於損益內確認為議價收購收益。

於初始確認後，商譽按成本減任何累積減值虧損列賬。商譽須每年作減值測試，若有事件發生或情況改變顯示賬面值有可能減值時，則會更頻密地進行測試。本集團於十二月三十一日進行商譽的年度減值測試。為進行減值測試，自收購日起業務合併產生之商譽將分配至預計將受益於合併之協同效應之本集團各個現金產生單位或各個現金產生單位組別，而毋須慮及本集團有否將其他資產或負債分配至該等單位或該等單位組別。

減值乃通過評估商譽有關之現金產生單位(或現金產生單位組別)之可收回金額釐定。倘現金產生單位(或現金產生單位組別)之可收回金額低於賬面值，則確認減值虧損。就商譽確認之減值虧損不得於其後期間撥回。

倘商譽已分配予現金產生單位(或現金產生單位組別)而該單位的部份業務已出售，則在釐定所出售業務的收益或虧損時，與所出售業務相關的商譽會計入該業務的賬面值。在該情況下出售的商譽，乃根據所出售業務的相對價值及現金產生單位的保留份額進行計量。

2.4 MATERIAL ACCOUNTING POLICIES (Cont'd)

FAIR VALUE MEASUREMENT

The Group measures financial instruments at fair value at the end of each reporting period. Fair value is the price that would be received to sell an asset or paid to transfer a liability in an orderly transaction between market participants at the measurement date. The fair value measurement is based on the presumption that the transaction to sell the asset or transfer the liability takes place either in the principal market for the asset or liability, or in the absence of a principal market, in the most advantageous market for the asset or liability. The principal or the most advantageous market must be accessible by the Group. The fair value of an asset or a liability is measured using the assumptions that market participants would use when pricing the asset or liability, assuming that market participants act in their economic best interest.

A fair value measurement of a non-financial asset takes into account a market participant's ability to generate economic benefits by using the asset in its highest and best use or by selling it to another market participant that would use the asset in its highest and best use.

The Group uses valuation techniques that are appropriate in the circumstances and for which sufficient data are available to measure fair value, maximising the use of relevant observable inputs and minimising the use of unobservable inputs.

All assets and liabilities for which fair value is measured or disclosed in the financial statements are categorised within the fair value hierarchy, described as follows, based on the lowest level input that is significant to the fair value measurement as a whole:

- Level 1 — based on quoted prices (unadjusted) in active markets for identical assets or liabilities
- Level 2 — based on valuation techniques for which the lowest level input that is significant to the fair value measurement is observable, either directly or indirectly
- Level 3 — based on valuation techniques for which the lowest level input that is significant to the fair value measurement is unobservable

For assets and liabilities that are recognised in the financial statements on a recurring basis, the Group determines whether transfers have occurred between levels in the hierarchy by reassessing categorisation (based on the lowest level input that is significant to the fair value measurement as a whole) at the end of each reporting period.

2.4 重大會計政策(續)

公允值計量

本集團於每一報告期末以公允值計量金融工具。公允值為市場參與者於計量日期在有序交易中出售資產所收取的價格或轉讓負債所支付的價格。公允值計量乃根據假設出售資產或轉讓負債的交易於資產或負債主要市場或(在無主要市場情況)最具優勢市場進行而作出。主要及最具優勢市場須為本集團可進入之市場。資產或負債的公允值乃按假設市場參與者於資產或負債定價時會以最佳經濟利益行事計量。

非財務資產的公允值計量須計及市場參與者能自最大限度使用該資產達致最佳用途，或將該資產出售予將最大限度使用該資產達致最佳用途的其他市場參與者，所產生的經濟效益。

本集團採納適用於不同情況且具備充分數據以供計量公允值的估值方法，以儘量使用相關可觀察輸入值及儘量減少使用不可觀察輸入值。

所有於本財務報表計量或披露的資產及負債乃基於對公允值計量整體而言屬重大的最低級輸入值按以下公允值等級分類：

- 第一級 — 基於相同資產或負債於活躍市場的報價(未經調整)
- 第二級 — 基於對公允值計量而言屬重大的可觀察(直接或間接)最低級輸入值的估值方法
- 第三級 — 基於對公允值計量而言屬重大的不可觀察最低級輸入值的估值方法

就按經常性基準於本財務報表確認的資產及負債而言，本集團透過於各報告期間結束時重新評估分類(基於對公允值計量整體而言屬重大的最低級輸入值)確定是否發生不同等級轉移。

2.4 MATERIAL ACCOUNTING POLICIES (Cont'd)

FOREIGN CURRENCIES

These financial statements are presented in RMB, which is different from the Company's functional currency, Hong Kong dollar. As the major revenues and assets of the Group are derived from operations in Chinese Mainland, RMB is chosen as the presentation currency to present the financial statements. Each entity in the Group determines its own functional currency and items included in the financial statements of each entity are measured using that functional currency.

Foreign currency transactions recorded by the entities in the Group are initially recorded using their respective functional currency rates prevailing at the dates of the transactions. Monetary assets and liabilities denominated in foreign currencies are translated at the functional currency rates of exchange ruling at the end of the reporting period. Differences arising on settlement or translation of monetary items are recognised in the statement of profit or loss.

Non-monetary items are measured in terms of historical cost in a foreign currency are translated using the exchange rates at the dates of the initial transactions. Non-monetary items measured at fair value in a foreign currency are translated using the exchange rates at the date when the fair value was measured. The gain or loss arising on translation of a non-monetary item measured at fair value is treated in line with the recognition of the gain or loss on change in fair value of the item (i.e., translation difference on the item whose fair value gain or loss is recognised in other comprehensive income or profit or loss is also recognised in other comprehensive income or profit or loss, respectively).

In determining the exchange rate on initial recognition of the related asset, expense or income on the derecognition of a non-monetary asset or non-monetary liability relating to an advance consideration, the date of initial transaction is the date on which the Group initially recognises the non-monetary asset or non-monetary liability arising from the advance consideration. If there are multiple payments or receipts in advance, the Group determines the transaction date for each payment or receipt of the advance consideration.

2.4 重大會計政策(續)

外幣

該等財務報表以人民幣呈列，不同於本公司之功能貨幣－港幣。人民幣是本集團內大多數公司的功能貨幣。由於本集團的主要收入及資產源自中國大陸的業務，因此選擇人民幣作為財務報表之呈列貨幣。本集團各實體釐定其本身的功能貨幣，而各實體財務報表載列的項目以該功能貨幣計量。

本集團實體記錄的外幣交易最初以交易當日各功能貨幣匯率記錄入賬。以外幣列值的貨幣性資產及負債，則按報告期末的適用功能貨幣現貨匯率換算。所有由貨幣性項目結算或折算產生的匯兌差額計入損益表。

以外幣列值及按歷史成本計算的非貨幣項目，乃按首次交易當日的匯率換算。以外幣按公允價值計量的非貨幣項目，採用計量公允價值當日的匯率換算。換算按公允價值計量的非貨幣項目所產生的收益或虧損與確認該項目公允價值變動的盈虧的處理方法一致(換言之，於其他全面收益或損益確認公允價值盈虧的項目的匯兌差額，亦分別於其他全面收益或損益確認)。

在釐定於初始確認與預付代價有關的非貨幣資產或非貨幣負債終止確認而產生的有關資產、開支或收入所用的匯率時，初次交易的日期為本集團因預付代價而初始確認非貨幣性資產或非貨幣性負債之日。倘存在多筆預付款或預收款，本集團會就每筆預付代價付款或收款釐定交易日期。

2.4 MATERIAL ACCOUNTING POLICIES (Cont'd)

FOREIGN CURRENCIES (Cont'd)

The functional currency of the Company, Dawnrays International Co., Ltd. (“Dawnrays (BVI)”), Dawnrays Biotechnology Capital (Asia) Limited (“Dawnrays Biotechnology”), Dawnrays International Company Limited (“Dawnrays International”) and Dawnrays Pharma (Hong Kong) Limited (“Dawnrays Pharma”) (collectively the “Overseas Companies”) is the Hong Kong dollar. As at the end of the reporting period, the assets and liabilities of these companies are translated into RMB at the exchange rate prevailing at the end of the reporting period and their statements of profit or loss are translated into RMB at the exchange rates that approximate to those prevailing at the dates of the transactions. The resulting exchange differences are recognised in other comprehensive income and accumulated in the exchange fluctuation reserve, except to the extent that the differences are attributable to non-controlling interests. On disposal of a foreign operation, the cumulative amount in the reserve relating to that particular foreign operation is recognised in the statement of profit or loss.

Any goodwill arising on the acquisition of a foreign operation and any fair value adjustments to the carrying amounts of assets and liabilities arising on acquisition are treated as assets and liabilities of the foreign operation and translated at the closing rate.

For the purpose of the consolidated statement of cash flows, the cash flows of the Overseas Companies are translated into RMB at the exchange rates ruling at the dates of the cash flows. Frequently recurring cash flows of the Overseas Companies which arise throughout the year are translated into RMB at the weighted average exchange rate for the year.

REVENUE RECOGNITION

Revenue from contracts with customers

Revenue from contracts with customers is recognised when control of goods or services is transferred to the customers at an amount that reflects the consideration to which the Group expects to be entitled in exchange for those goods or services.

When the consideration in a contract includes a variable amount, the amount of consideration is estimated to which the Group will be entitled in exchange for transferring the goods or services to the customer. The variable consideration is estimated at contract inception and constrained until it is highly probable that a significant revenue reversal in the amount of cumulative revenue recognised will not occur when the associated uncertainty with the variable consideration is subsequently resolved.

2.4 重大會計政策(續)

外幣(續)

本公司、東瑞國際有限公司(「東瑞(BVI)」)、東瑞生物投資發展(亞洲)有限公司(「東瑞生物」)、東瑞國際股份有限公司(「東瑞國際股份」)及東瑞藥業(香港)有限公司(「東瑞藥業」)(統稱「海外公司」)的功能貨幣為港幣。於報告期末，該等公司的資產與負債按報告期末的匯率換算為人民幣，而損益表則按接近交易日期之通行匯率換算為人民幣。因此而產生的匯兌差額在其他全面收益中予以確認並記入匯兌波動儲備中，惟差額可歸因於非控股權益除外。出售海外業務時，該項海外業務相關儲備中的累計金額會在損益確認。

因收購一間境外業務而產生的任何商譽以及因收購而產生的資產和負債的賬面值的任何公允價值調整均視為該境外業務的資產和負債，並按收市匯率折算。

就綜合現金流量表而言，海外公司的現金流量按現金流量日期適用的匯率換算為人民幣。海外公司在年內產生的經常性現金流量會按該年度的加權平均匯率換算為人民幣。

收入確認

來自客戶合約之收入

來自客戶合約之收入於貨品或服務的控制權轉移於客戶時予以確認，而該金額反映本集團預期就提供該等貨品或服務有權獲得之代價。

當合約中的代價包含可變金額時，本集團會估計向客戶轉讓貨品或服務將有權獲得的代價金額。可變代價於合約開始時估計並受其約束，直至當與可變代價相關之不明朗因素於其後消除時已確認的累計收入金額極有可能不會出現重大收入撥回為止。

財務報表附註

31 December 2023 於二零二三年十二月三十一日

2.4 MATERIAL ACCOUNTING POLICIES (Cont'd)

REVENUE RECOGNITION (Cont'd)

Revenue from contracts with customers (Cont'd)

(a) **Sale of pharmaceutical products**

Revenue from the sale of pharmaceutical products is recognised at the point in time when control of the asset is transferred to the customer, generally on delivery of the pharmaceutical products.

Some contracts for the sale of pharmaceutical products provide customers with rights of volume rebates, giving rise to variable consideration.

Retrospective volume rebates may be provided to certain customers once the quantity of products purchased during the period exceeds a threshold specified in the contract. Rebates are offset against amounts payable by the customer. To estimate the variable consideration for the expected future rebates, the most likely amount method is used for contracts with a single-volume threshold. The requirements on constraining estimates of variable consideration are applied and a refund liability for the expected future rebates is recognised.

(b) **Rendering of pilot test services**

Revenue from the rendering of pilot test services is recognised over time because the customer simultaneously receives and consumes the benefits provided by the Group.

2.4 重大會計政策(續)

收入確認(續)

來自客戶合約之收入(續)

(a) **銷售醫藥產品**

來自銷售醫藥產品的收入於資產控制權轉移至客戶時確認，一般為交付醫藥產品時。

部份醫藥產品銷售合約為客戶提供批量折扣權利，產生可變代價。

倘某些客戶在規定期間購買產品數量超過合約所規定數量，本集團可向該等客戶提供可回溯批量折扣。該折扣可用於抵銷客戶的應付金額。單一批量限額合約採用「最可能金額方法」，以估計預期未來折扣的可變代價。本集團應用可變代價估計限制規定，並就預期未來折扣的退款責任進行確認。

(b) **提供試驗測試服務**

來自提供試驗測試服務的收入在一段時間確認，原因為客戶同時收取及消耗本集團所提供的利益。

2.4 MATERIAL ACCOUNTING POLICIES (Cont'd)

REVENUE RECOGNITION (Cont'd)

Other income

Rental income is recognised on a time proportion basis over the lease terms. Variable lease payments that do not depend on an index or a rate are recognised as income in the accounting period in which they are incurred.

Interest income is recognised on an accrual basis using the effective interest method by applying the rate that exactly discounts the estimated future cash receipts over the expected life of the financial instrument or a shorter period, when appropriate, to the net carrying amount of the financial asset.

Dividend income is recognised when the shareholders' right to receive payment has been established, it is probable that the economic benefits associated with the dividend will flow to the Group and the amount of the dividend can be measured reliably.

CONTRACT LIABILITIES

A contract liability is recognised when a payment is received or a payment is due (whichever is earlier) from a customer before the Group transfers the related goods or services. Contract liabilities are recognised as revenue when the Group performs under the contract (i.e., transfers control of the related goods or services to the customer).

INCOME TAX

Income tax comprises current and deferred tax. Income tax relating to items recognised outside profit or loss is recognised outside profit or loss, either in other comprehensive income or directly in equity.

Current income tax assets and liabilities are measured at the amount expected to be recovered from or paid to the taxation authorities, based on tax rates (and tax laws) that have been enacted or substantively enacted by the end of the reporting period, taking into consideration interpretations and practices prevailing in the countries where the Group operates.

Deferred tax is provided using the liability method on temporary differences at the end of the reporting period between the tax bases of assets and liabilities and their carrying amounts for financial reporting purposes.

2.4 重大會計政策 (續)

收入確認(續)

其他收入

租金收入乃根據租賃年期以時間比例作基準確認。依賴於一個指數或比率之可變動租賃付款在其發生的會計期間確認為收入。

利息收入按實際利率法以累計基準計算，實際利率即將於金融工具估計可用年期或更短期間（視情況而定）所收取估計日後現金流量準確折算至該財務資產賬面淨值的利率。

股息收入會在股東收取款項的權利被確立、與股息相關的經濟利益可能流入本集團、且股息金額能可靠計量時確認。

合約負債

倘本集團將有關貨品或服務轉讓予客戶前，收到付款或付款到期時（以較早者為準）將確認合約負債。合約負債於本集團履行合約時確認為收入（把有關貨品或服務之控制權轉讓予客戶）。

稅項

所得稅包括當期及遞延稅項。有關損益外確認項目的所得稅在損益表外確認，即在其他全面收益中確認或直接在權益中確認。

當期所得稅資產及負債按預期可收回或支付予稅務機構的金額計量，該等金額乃基於考慮本集團營運的國家現有詮釋及慣例在報告期末已立例制定或大致上已立例制定的稅率（及稅務法例）計算。

在報告期末資產及負債的稅基與其就財務報告而言的賬面值之間的所有時間性差異，須按負債法計提遞延稅項。

2.4 MATERIAL ACCOUNTING POLICIES (Cont'd)

INCOME TAX (Cont'd)

Deferred tax liabilities are recognised for all taxable temporary differences, except:

- when the deferred tax liability arises from the initial recognition of goodwill or an asset or liability in a transaction that is not a business combination and, at the time of the transaction, affects neither the accounting profit nor taxable profit or loss and does not give rise to equal taxable and deductible temporary differences; and
- in respect of taxable temporary differences associated with investments in subsidiaries, when the timing of the reversal of the temporary differences can be controlled and it is probable that the temporary differences will not reverse in the foreseeable future.

Deferred tax assets are recognised for all deductible temporary differences, and the carryforward of unused tax credits and any unused tax losses. Deferred tax assets are recognised, to the extent that it is probable that taxable profit will be available against which the deductible temporary differences, and the carryforward of unused tax credits and unused tax losses can be utilised, except:

- when the deferred tax asset relating to the deductible temporary difference arises from the initial recognition of an asset or liability in a transaction that is not a business combination and, at the time of the transaction, affects neither the accounting profit nor taxable profit or loss and does not give rise to equal taxable and deductible temporary differences; and
- in respect of deductible temporary differences associated with investments in subsidiaries, deferred tax assets are recognised only to the extent that it is probable that the temporary differences will reverse in the foreseeable future and taxable profit will be available against which the temporary differences can be utilised.

2.4 重大會計政策(續)

稅項(續)

所有應課稅暫時性差異均會確認遞延稅項負債，惟下列情況除外：

- 倘若遞延稅項負債的起因，是由於初始確認商譽或在一宗非屬業務合併的交易中初始確認的資產或負債，而且在交易時，對會計利潤或應課稅利潤或虧損均無影響；並且不會產生等額及應課稅可扣減暫時差額；及
- 對於涉及附屬公司投資的應課稅暫時性差異而言，倘若撥回暫時性差異的時間可以控制，以及暫時性差異不甚可能在可見將來撥回。

對於所有可扣減暫時性差異、結轉的未用稅項抵扣及未用稅項虧損，若日後有可能出現應課稅利潤，可用以抵扣該等可扣減暫時性差異、及結轉的未用稅項抵扣及未用稅項虧損的，則遞延稅項資產一律確認入賬，惟下列各點除外：

- 倘若有關可扣減暫時性差異的遞延稅項資產的起因，是由於在一宗非屬業務合併的交易中初始確認資產或負債，而且在交易時，對會計利潤或應課稅利潤或虧損均無影響；並且不會產生等額應課稅及可扣減暫時差額；及
- 對於涉及附屬公司投資的可扣減暫時性差異而言，只有在時間性差異有可能在可見將來撥回，而且日後有可能出現應課稅利潤，可用以抵扣該等暫時性差異時，方會確認遞延稅項資產。

2.4 MATERIAL ACCOUNTING POLICIES (Cont'd)

INCOME TAX (Cont'd)

The carrying amount of deferred tax assets is reviewed at the end of each reporting period and reduced to the extent that it is no longer probable that sufficient taxable profit will be available to allow all or part of the deferred tax asset to be utilised. Unrecognised deferred tax assets are reassessed at the end of each reporting period and are recognised to the extent that it has become probable that sufficient taxable profit will be available to allow all or part of the deferred tax asset to be recovered.

Deferred tax assets and liabilities are measured at the tax rates that are expected to apply to the year when the asset is realised or the liability is settled, based on tax rates (and tax laws) that have been enacted or substantively enacted by the end of the reporting period.

Deferred tax assets and deferred tax liabilities are offset if and only if the Group has a legally enforceable right to set off current tax assets and current tax liabilities and the deferred tax assets and deferred tax liabilities relate to income taxes levied by the same taxation authority on either the same taxable entity or different taxable entities which intend either to settle current tax liabilities and assets on a net basis, or to realise the assets and settle the liabilities simultaneously, in each future period in which significant amounts of deferred tax liabilities or assets are expected to be settled or recovered.

GOVERNMENT GRANTS

Government grants are recognised at their fair value where there is reasonable assurance that the grant will be received and all attaching conditions will be complied with. When the grant relates to an expense item, it is recognised as income on a systematic basis over the periods that the costs, for which it is intended to compensate, are expensed.

Where the grant relates to an asset, the fair value is credited to a deferred income account and is released to the statement of profit or loss over the expected useful life of the relevant asset by equal annual instalments or deducted from the carrying amount of the asset and released to the statement of profit or loss by way of a reduced depreciation charge.

2.4 重大會計政策(續)

稅項(續)

遞延稅項資產的賬面值，在每個報告期末予以審閱。若不再可能有足夠應課稅利潤用以抵扣相關稅項資產的全部或部份，則扣減遞延稅項資產賬面值。未被確認遞延稅項資產於各報告期末進行重新評估，並當可能有足夠應課稅溢利讓全部或部份遞延稅項資產被動用時確認。

遞延稅項資產和負債仍按資產變現或負債清償的期間預期適用的稅率計算，並以報告期末已經生效或大致上已經生效的稅率(及稅法)為基準。

僅於本集團擁有依法執行權利，可抵銷本期稅項資產、本期稅項負債與遞延稅項資產及遞延稅項負債，而有關所得稅由同一稅務機關就同一稅務實體或不同稅務實體徵收，且該不同稅務實體計劃在日後每個預計有大額遞延稅項負債需清償或有大額遞延稅項資產可以收回的期間內，按淨額基準結算本期稅項負債及資產，或同時變現資產及清償負債時，遞延稅項資產及遞延稅項負債予以對銷。

政府撥款

政府撥款於可合理地保證將會獲得撥款，以及將遵守所有附帶條件時以公允值予以確認。倘撥款與一項費用有關，即按其擬補貼成本於支出之期間內有系統地確認為收入。

倘撥款與一項資產有關，即將其公允值撥入遞延收入，並於有關資產的預計可使用年期內以等額年金撥往損益表或扣減資產賬面值，以減少折舊形式撥往損益表。

2.4 MATERIAL ACCOUNTING POLICIES (Cont'd)

OTHER EMPLOYEE BENEFITS

Retirement benefit schemes

The Group operates a defined contribution Mandatory Provident Fund retirement benefit scheme (the “MPF Scheme”) under the Mandatory Provident Fund Schemes Ordinance for those employees who are eligible to participate in the MPF Scheme. Contributions are made based on a percentage of the employees’ basic salaries and charged to the statement of profit or loss as they become payable in accordance with the rules of the MPF Scheme. The assets of the MPF Scheme are held separately from those of the Group in an independently administered fund. The Group’s employer contributions vest fully with the employees when contributed into the MPF Scheme, except for the Group’s employer voluntary contributions, which are refunded to the Group when the employee leaves employment prior to the contributions vesting fully, in accordance with the rules of the MPF Scheme.

The employees of the Group’s subsidiaries which operate in Chinese Mainland (the “Chinese Mainland Subsidiaries”) are required to participate in a central pension scheme operated by the local municipal government. The contributions are charged to the statement of profit or loss as they become payable in accordance with the rules of the central pension scheme.

Termination benefits

Termination benefits are recognised at the earlier of when the Group can no longer withdraw the offer of those benefits and when the Group recognises restructuring costs involving the payment of termination benefits.

Accommodation benefits

Contributions to an accommodation fund administered by the Public Accumulation Funds Administration Centre in Chinese Mainland are charged to the statement of profit or loss as incurred.

2.4 重大會計政策 (續)

僱員福利

退休福利計劃

本集團根據強制性公積金計劃條例為合資格參加強制性公積金計劃的僱員設立一個定額供款強制性公積金計劃(「強積金計劃」)。供款數目乃按僱員基本薪金若干百分比而作出，並根據強積金計劃的規則於到期支付時自損益表中扣除。強積金計劃的資產與本集團資產分開，由獨立管理的基金保管。本集團的僱主供款於向強積金計劃供款時全數歸僱員所有；惟根據強積金計劃的規則，本集團的僱主自願供款，在僱員未能享有全數供款前離職的情況下，可退回本集團。

本集團於中國大陸營運的附屬公司(「中國大陸附屬公司」)的員工均須參與由當地政府運作的中央退休計劃。供款根據中央退休計劃的規則於到期支付時自損益表中扣除。

離職福利

離職福利於本集團不再能夠撤回該等福利的要約或於本集團確認重組成本並涉及支付離職福利的較早日期予以確認。

住房福利

有關對由中國大陸公積金管理中心管理的住房公積金的供款，乃於產生時自損益表扣除。

2.4 MATERIAL ACCOUNTING POLICIES (Cont'd)

BORROWING COSTS

Borrowing costs directly attributable to the acquisition, construction or production of qualifying assets, i.e., assets that necessarily take a substantial period of time to get ready for their intended use or sale, are capitalised as part of the cost of those assets. The capitalisation of such borrowing costs ceases when the assets are substantially ready for their intended use or sale. All other borrowing costs are expensed in the period in which they are incurred. Borrowing costs consist of interest and other costs that an entity incurs in connection with the borrowing of funds.

Where funds have been borrowed generally, and used for the purpose of obtaining qualifying assets, an appropriate capitalisation rate shall be applied to the expenditure on the individual assets.

SHARE-BASED PAYMENTS

The Company operates a share option scheme. Eligible participants (the Company's directors, employees of the Group and other eligible participants) of the Group receive remuneration in the form of share-based payments, whereby eligible participants render services in exchange for equity instruments ("equity-settled transactions").

The cost of equity-settled transactions with eligible participants is measured by reference to the fair value at the date at which they are granted. The fair value is determined using the Black-Scholes-Merton valuation model, further details of which are given in note 32 to the financial statements.

The cost of equity-settled transactions is recognised in employee benefit expense, together with a corresponding increase in equity, over the period in which the performance and/or service conditions are fulfilled. The cumulative expense recognised for equity-settled transactions at each reporting date until the vesting date reflects the extent to which the vesting period has expired and the Group's best estimate of the number of equity instruments that will ultimately vest. The charge or credit to the statement of profit or loss for a period represents the movement in cumulative expense recognised as at the beginning and end of that period.

2.4 重大會計政策(續)

借貸成本

直接歸屬於收購、建造或生產符合條件的資產(即需要經過相當長時間才能達到預定可使用或可銷售狀態的資產)的借貸成本,經資本化後計入該等資產的成本。當該等資產基本達到預定可使用或可銷售狀態後,借貸成本停止資本化。所有其他借款成本在其發生的當期確認為開支。借貸成本由利息及企業就借款所產生的其他成本所組成。

當已為取得合資格資產借入一般借款時,個別資產之開支按適當資本化比率資本化。

股份支付

本公司設立一項購股權計劃。本集團的合資格參與者(本公司董事、本集團僱員及其他合資格參與者)按以股份支付的方式收取酬金,合資格參與者則提供服務以換取權益工具(「權益結算交易」)。

與合資格參與者進行權益結算交易的成本,乃參考授出權益當日的公允值計算。公允值乃按柏力克-舒爾斯估值模式釐定,有關詳情載於財務報表附註32。

權益結算交易的成本於達到績效及/或服務條件的期間內連同權益相應增加部份確認於僱員福利開支。由每個結算日直至歸屬日就權益結算交易確認的累積支出,反映歸屬期屆滿部份以及本集團對最終將會歸屬的權益工具數目的最佳估計。在某一期間損益表內的扣除或進賬,乃反映累計開支於期初與期終確認時的變動。

2.4 MATERIAL ACCOUNTING POLICIES (Cont'd)

SHARE-BASED PAYMENTS (Cont'd)

Service and non-market performance conditions are not taken into account when determining the grant date fair value of awards, but the likelihood of the conditions being met is assessed as part of the Group's best estimate of the number of equity instruments that will ultimately vest. Market performance conditions are reflected within the grant date fair value. Any other conditions attached to an award, but without an associated service requirement, are considered to be non-vesting conditions. Non-vesting conditions are reflected in the fair value of an award and lead to an immediate expensing of an award unless there are also service and/or performance conditions.

For awards that do not ultimately vest because non-market performance and/or service conditions have not been met, no expense is recognised. Where awards include a market or non-vesting condition, the transactions are treated as vesting irrespective of whether the market condition is satisfied, provided that all other performance and/or service conditions are satisfied.

Where the terms of an equity-settled award are modified, as a minimum an expense is recognised as if the terms had not been modified, if the original terms of the award are met. An additional expense is recognised for any modification that increases the total fair value of the share-based payments, or is otherwise beneficial to the participants as measured at the date of modification.

Where an equity-settled award is cancelled, it is treated as if it had vested on the date of cancellation, and any expense not yet recognised for the award is recognised immediately. This includes any award where non-vesting conditions within the control of either the entity or the employee are not met. However, if a new award is substituted for the cancelled award, and designated as a replacement award on the date that it is granted, the cancelled and new awards are treated as if they were a modification of the original award, as described in the previous paragraph.

The dilutive effect of outstanding options is reflected as additional share dilution in the computation of diluted earnings per share.

2.4 重大會計政策(續)

股份支付(續)

釐定報酬之授出日公允值並不考慮服務及非市場表現條件，惟能達成條件之可能性則被評定為將最終歸屬為本集團權益工具數目之最佳估計之一部份。市場表現條件將反映在授出日之公允值。附帶於報酬中但並無相關聯服務要求之其他任何條件皆視為非歸屬條件。非歸屬條件之報酬以公允值反映並即時確認為開支。除非該報酬當中也包含服務及/或表現條件。

因未能達至非市場表現及/或服務條件，而最終並無歸屬之報酬並不會確認開支，倘報酬包含一項市場或非歸屬條件，則無論市場或非歸屬條件是否達成，交易會被視為已歸屬，惟需達成所有其他表現及/或服務條件。

當權益結算報酬的條款修訂時，倘符合原始報酬條款，以如同條款並無修訂情況下的最少支出確認支出。因修訂而導致股份支付的總公允值有所增加，或對參與者帶來利益，均會按修訂當日的計算確認額外支出。

當權益結算報酬註銷時，會視作報酬已於註銷當日經已歸屬，而報酬尚未確認的任何支出會即時確認。該報酬包括當非歸屬條件在實體或僱員的控制下未能得到滿足時的報酬。然而，倘註銷的報酬有任何替代的新報酬，並指定為授出當日的替代報酬，則該項註銷及新報酬會如上段所述被視為原有報酬的修訂般處理。

未行使購股權的攤薄影響會入賬為計算每股攤薄盈利時的額外股份攤薄。

2.4 MATERIAL ACCOUNTING POLICIES (Cont'd)

INVESTMENTS AND OTHER FINANCIAL ASSETS

Initial recognition and measurement

Financial assets are classified, at initial recognition, as subsequently measured at amortised cost, fair value through other comprehensive income, and fair value through profit or loss.

The classification of financial assets at initial recognition depends on the financial asset's contractual cash flow characteristics and the Group's business model for managing them. With the exception of trade and notes receivables that do not contain a significant financing component or for which the Group has applied the practical expedient of not adjusting the effect of a significant financing component, the Group initially measures a financial asset at its fair value, plus in the case of a financial asset not at fair value through profit or loss, transaction costs. Trade and notes receivables that do not contain a significant financing component or for which the Group has applied the practical expedient are measured at the transaction price determined under IFRS 15 in accordance with the policies set out for "Revenue recognition" above.

In order for a financial asset to be classified and measured at amortised cost or fair value through other comprehensive income, it needs to give rise to cash flows that are solely payments of principal and interest ("SPPI") on the principal amount outstanding. Financial assets with cash flows that are not SPPI are classified and measured at fair value through profit or loss, irrespective of the business model.

The Group's business model for managing financial assets refers to how it manages its financial assets in order to generate cash flows. The business model determines whether cash flows will result from collecting contractual cash flows, selling the financial assets, or both. Financial assets classified and measured at amortised cost are held within a business model with the objective to hold financial assets in order to collect contractual cash flows, while financial assets classified and measured at fair value through other comprehensive income are held within a business model with the objective of both holding to collect contractual cash flows and selling. Financial assets which are not held within the aforementioned business models are classified and measured at fair value through profit or loss.

2.4 重大會計政策(續)

投資及其他財務資產

初始確認及計量

財務資產於初始確認時分類為其後按攤銷成本計量、按公允價值計量且其變動計入其他全面收益及按公允價值計量且其變動計入損益的財務資產。

於初始確認時，財務資產分類取決於財務資產的合約現金流量特點及本集團管理該等財務資產的業務模式。除並無重大融資成分或本集團已應用可行權宜方法並無調整重大融資成分影響的應收貿易及票據款項外，本集團按公允價值加上(倘財務資產並非按公允價值計量且其變動計入損益)交易成本計量財務資產。並無重大融資成分或本集團已應用可行權宜方法的應收貿易及票據款項根據上文「收入確認」所載的政策按國際財務報告準則第15號釐定的交易價格計量。

為使財務資產按攤銷成本或按公允價值計量且其變動計入其他全面收益進行分類及計量，其產生的現金流量應純粹為支付本金及以未償付本金金額為基礎的利息(「純粹支付本金及利息」)。不論業務模式如何，財務資產產生的現金流量並非純粹支付本金及利息的，則按公允價值計量且其變動計入損益分類及計量。

本集團管理財務資產的業務模式指其如何管理其財務資產以產生現金流量。業務模式確定現金流量是否來自收取合約現金流量、出售財務資產，或兩者兼有。當業務模式目的是持有財務資產以收取合同現金流量，財務資產則按攤銷成本分類及計量。當業務模式目的是持有以收取合同現金流量和出售，財務資產按以公允價值計量且其變動計入其他全面收益分類及計量。當財務資產並非按以上業務模式持有，則按以公允價值計量且其變動計入損益分類及計量。

財務報表附註

31 December 2023 於二零二三年十二月三十一日

2.4 MATERIAL ACCOUNTING POLICIES (Cont'd)

INVESTMENTS AND OTHER FINANCIAL ASSETS (Cont'd)

Initial recognition and measurement (Cont'd)

Purchases or sales of financial assets that require delivery of assets within the period generally established by regulation or convention in the marketplace are recognised on the trade date, that is, the date that the Group commits to purchase or sell the asset.

Subsequent measurement

The subsequent measurement of financial assets depends on their classification as follows:

Financial assets at amortised cost (debt instruments)

Financial assets at amortised cost are subsequently measured using the effective interest method and are subject to impairment. Gains and losses are recognised in the statement of profit or loss when the asset is derecognised, modified or impaired.

Financial assets at fair value through other comprehensive income (debt instruments)

For debt investments at fair value through other comprehensive income, interest income, foreign exchange revaluation and impairment losses or reversals are recognised in the statement of profit or loss and computed in the same manner as for financial assets measured at amortised cost. The remaining fair value changes are recognised in other comprehensive income. Upon derecognition, the cumulative fair value change recognised in other comprehensive income is recycled to the statement of profit or loss.

Financial assets at fair value through other comprehensive income (equity investments)

Upon initial recognition, the Group can elect to classify irrevocably its equity investments as equity investments designated at fair value through other comprehensive income when they meet the definition of equity under IAS 32 Financial Instruments: Presentation and are not held for trading. The classification is determined on an instrument-by-instrument basis.

2.4 重大會計政策(續)

投資及其他財務資產(續)

初始確認及計量(續)

按照一般市場規定或慣例在一定期間內交付資產之財務資產買賣，於交易日期確認，即本集團承諾購買或出售資產當日。

後續計量

財務資產的後續計量取決於其分類，如下：

按攤銷成本計量之財務資產(債務工具)

按攤銷成本計量之財務資產使用實際利率法後續計量，並可能作出減值。當資產終止確認、變更或減值時，收益及虧損於損益表中確認。

按公允值計量且其變動計入其他全面收益之財務資產(債務工具)

就按公允值計量且其變動計入其他全面收益之債務工具而言，利息收入、外匯重估及減值虧損或撥回於損益表中確認，並按與按攤銷成本計量之財務資產相同的方式計算。其餘公允值變動於其他全面收益中確認。終止確認時，於其他全面收益中確認的累計公允值變動將重新計入損益表。

按公允值計量且其變動計入其他全面收益之財務資產(股權投資)

於初始確認時，本集團可選擇於股權投資符合國際會計準則第32號金融工具：呈報項下的股權定義且並非持作買賣時，將其不可撤回地分類為指定按公允值計量且其變動計入其他全面收益之股權投資。分類乃按個別工具基準釐定。

2.4 MATERIAL ACCOUNTING POLICIES (Cont'd)

INVESTMENTS AND OTHER FINANCIAL ASSETS (Cont'd)

Financial assets at fair value through other comprehensive income (equity investments) (Cont'd)

Gains and losses on these financial assets are never recycled to the statement of profit or loss. Dividends are recognised as other income in the statement of profit or loss when the right of payment has been established, except when the Group benefits from such proceeds as a recovery of part of the cost of the financial asset, in which case such gains are recorded in other comprehensive income. Equity investments designated at fair value through other comprehensive income are not subject to impairment assessment.

Financial assets at fair value through profit or loss

Financial assets at fair value through profit or loss are carried in the statement of financial position at fair value with net changes in fair value recognised in the statement of profit or loss.

This category includes derivative instruments and equity investments which the Group had not irrevocably elected to classify at fair value through other comprehensive income. Dividends on the equity investments are also recognised as other income in the statement of profit or loss when the right of payment has been established.

A derivative embedded in a hybrid contract, with a financial liability or non-financial host, is separated from the host and accounted for as a separate derivative if the economic characteristics and risks are not closely related to the host; a separate instrument with the same terms as the embedded derivative would meet the definition of a derivative; and the hybrid contract is not measured at fair value through profit or loss. Embedded derivatives are measured at fair value with changes in fair value recognised in the statement of profit or loss. Reassessment only occurs if there is either a change in the terms of the contract that significantly modifies the cash flows that would otherwise be required or a reclassification of a financial asset out of the fair value through profit or loss category.

A derivative embedded within a hybrid contract containing a financial asset host is not accounted for separately. The financial asset host together with the embedded derivative is required to be classified in its entirety as a financial asset at fair value through profit or loss.

2.4 重大會計政策(續)

投資及其他財務資產(續)

按公允值計量且其變動計入其他全面收益之財務資產(股權投資)(續)

該等財務資產的收益及虧損概不會重新計入損益表。在支付權已經確立、股息於損益表中確認為其他收入，惟當本集團於作為收回財務資產一部分成本的所得款項中獲益時則除外，於此等情況下，該等收益於其他全面收益入賬。指定為按公允值計量且其變動計入其他全面收益之股權投資不需作出減值評估。

以公允值計量且其變動計入損益之財務資產

以公允值計量且其變動計入損益之財務資產於財務狀況表按公允值入賬，公允值變動淨額於損益表確認。

該類別包括本集團並無不可撤回地選擇按公允值計量且其變動計入其他全面收益進行分類的衍生工具及股權投資。在支付權已經確立、股權投資股息亦在損益表中確認為其他收入。

當嵌入混合合約(包含財務負債及非金融主體)的衍生工具具備與主體不緊密相關的經濟特徵及風險；具備與嵌入式衍生工具相同條款的單獨工具符合衍生工具的定義；且混合合約並非按公允值計量且其變動計入損益，則該衍生工具與主體分開並作為單獨衍生工具列賬。該等嵌入式衍生工具以公允值計量，而公允值變動於損益表確認。僅當合約條款發生變更，致使合約相關的現金流量發生重大變化時或財務資產重分類為非以公允值計量且其變動計入損益類別時，該嵌入式衍生工具才須進行重估。

嵌入混合合約(包含財務資產主體)的衍生工具不得單獨列賬。財務資產主體連同嵌入式衍生工具須整體分類為按公允值計量且其變動計入損益之財務資產。

2.4 MATERIAL ACCOUNTING POLICIES (Cont'd)

DERECOGNITION OF FINANCIAL ASSETS

A financial asset (or, where applicable, a part of a financial asset or part of a group of similar financial assets) is primarily derecognised (i.e., removed from the Group's consolidated statement of financial position) when:

- the rights to receive cash flows from the asset have expired; or
- the Group has transferred its rights to receive cash flows from the asset or has assumed an obligation to pay the received cash flows in full without material delay to a third party under a "pass-through" arrangement; and either (a) the Group has transferred substantially all the risks and rewards of the asset, or (b) the Group has neither transferred nor retained substantially all the risks and rewards of the asset, but has transferred control of the asset.

When the Group has transferred its rights to receive cash flows from an asset or has entered into a pass-through arrangement, it evaluates if, and to what extent, it has retained the risk and rewards of ownership of the asset. When it has neither transferred nor retained substantially all of the risks and rewards of the asset nor transferred control of the asset, the Group continues to recognise the transferred asset to the extent of the Group's continuing involvement. In that case, the Group also recognises an associated liability. The transferred asset and the associated liability are measured on a basis that reflects the rights and obligations that the Group has retained.

Continuing involvement that takes the form of a guarantee over the transferred asset is measured at the lower of the original carrying amount of the asset and the maximum amount of consideration that the Group could be required to repay.

2.4 重大會計政策(續)

取消確認財務資產

在下列情況下，將基本取消確認(即於本集團綜合財務狀況表移除)財務資產(或(如適當)一項財務資產的一部份或一組同類財務資產的一部份)：

- 可獲取資產所得現金流量的權利期滿；或
- 本集團已轉讓其可獲取資產所得現金流量的權利或已承擔根據交付協議須無重大延誤地按「轉移」協議向第三方悉數支付所得現金流量，及(a)本集團轉讓資產絕大部份的風險及回報，或(b)本集團既無轉讓亦無保留資產絕大部份的風險及回報，但已轉讓資產的控制權。

當本集團已轉讓其收取一項資產所得現金流量的權利或已訂立一項轉移協議，會評估是否及何種程度上保留該資產的風險及回報。當並無轉讓或保留該項資產的絕大部份風險及回報，亦並無轉讓該項資產的控制權，則本集團將繼續確認該轉讓資產，條件為本集團須持續涉及該項資產。在該情況下，本集團亦確認相關負債。已轉讓資產及相關負債按反映本集團已保留權利及責任的基準計量。

本集團以擔保形式持續涉及轉讓資產，該已轉讓資產乃以該項資產之原賬面值及本集團可能需要支付之最高代價兩者之較低者計量。

2.4 MATERIAL ACCOUNTING POLICIES (Cont'd)

IMPAIRMENT OF FINANCIAL ASSETS

The Group recognises an allowance for expected credit losses (“ECLs”) for all debt instruments not held at fair value through profit or loss. ECLs are based on the difference between the contractual cash flows due in accordance with the contract and all the cash flows that the Group expects to receive, discounted at an approximation of the original effective interest rate. The expected cash flows will include cash flows from the sale of collateral held or other credit enhancements that are integral to the contractual terms.

General approach

ECLs are recognised in two stages. For credit exposures for which there has not been a significant increase in credit risk since initial recognition, ECLs are provided for credit losses that result from default events that are possible within the next 12 months (a 12-month ECL). For those credit exposures for which there has been a significant increase in credit risk since initial recognition, a loss allowance is required for credit losses expected over the remaining life of the exposure, irrespective of the timing of the default (a lifetime ECL).

At each reporting date, the Group assesses whether the credit risk on a financial instrument has increased significantly since initial recognition. When making the assessment, the Group compares the risk of a default occurring on the financial instrument as at the reporting date with the risk of a default occurring on the financial instrument as at the date of initial recognition and considers reasonable and supportable information that is available without undue cost or effort, including historical and forward-looking information. The Group considers that there has been a significant increase in credit risk when contractual payments are more than 30 days past due.

For debt investments at fair value through other comprehensive income, the Group applies the low credit risk simplification. At each reporting date, the Group evaluates whether the debt investments are considered to have low credit risk using all reasonable and supportable information that is available without undue cost or effort. In making that evaluation, the Group reassesses the external credit ratings of the debt investments. In addition, the Group considers that there has been a significant increase in credit risk when contractual payments are more than 30 days past due.

2.4 重大會計政策 (續)

財務資產減值

本集團就並非按公允值計量且其變動計入損益的所有債務工具確認預期信貸虧損撥備(「預期信貸虧損」)。預期信貸虧損乃基於以原實際利率的近似值貼現的根據合約到期的合約現金流量與本集團預期收取的所有現金流量之間的差額釐定。預期現金流量將包括出售所持抵押物的現金流量或組成合約條款的其他信貸提升措施。

一般方法

預期信貸虧損分兩個階段進行確認。就自初始確認起未有顯著增加的信貸風險而言，預期信貸虧損按未來12個月內可能發生違約事件而導致的信貸虧損(12個月預期信貸虧損)計量。就自初始確認起已顯著增加的信貸風險而言，不論何時發生違約，於餘下風險年期內的預期信貸虧損均須計提虧損撥備(存續期預期信貸虧損)。

本集團於各報告日評估相關金融工具的信貸風險自初始確認後是否已顯著增加。在進行有關評估時，本集團會就金融工具於報告日期發生違約的風險與金融工具於首次確認當日發生違約的風險進行比較及考慮合理可靠且毋須付出不必要的成本或努力即可獲得的資料，包括過往資料及前瞻性資料。本集團認為，當合約付款逾期超過30天時，信貸風險會顯著增加。

對於以公允值計量且其變動計入其他全面收益之債務投資，本集團採用低信貸風險簡化處理。於各報告日期，本集團利用所有合理且可靠、毋須付出不必要的成本或努力即可獲得的資料評估債務投資是否被認為具有低信貸風險。進行有關評估時，本集團重新評估債務投資的外部信貸評級。此外，本集團認為當合約付款逾期超過30天時，信貸風險顯著增加。

2.4 MATERIAL ACCOUNTING POLICIES (Cont'd)

IMPAIRMENT OF FINANCIAL ASSETS (Cont'd)

General approach (Cont'd)

The Group considers a financial asset in default when contractual payments are 90 days past due. However, in certain cases, the Group may also consider a financial asset to be in default when internal or external information indicates that the Group is unlikely to receive the outstanding contractual amounts in full before taking into account any credit enhancements held by the Group.

A financial asset is written off when there is no reasonable expectation of recovering the contractual cash flows.

Debt investments at fair value through other comprehensive income and financial assets at amortised cost are subject to impairment under the general approach and they are classified within the following stages for measurement of ECLs except for trade receivables and contract assets which apply the simplified approach as detailed below.

- Stage 1 — Financial instruments for which credit risk has not increased significantly since initial recognition and for which the loss allowance is measured at an amount equal to 12-month ECLs
- Stage 2 — Financial instruments for which credit risk has increased significantly since initial recognition but that are not credit-impaired financial assets and for which the loss allowance is measured at an amount equal to lifetime ECLs
- Stage 3 — Financial assets that are credit-impaired at the reporting date (but that are not purchased or originated credit-impaired) and for which the loss allowance is measured at an amount equal to lifetime ECLs

2.4 重大會計政策(續)

財務資產減值(續)

一般方法(續)

本集團認為，倘合約付款逾期90天，則發生財務資產違約事件。然而，在若干情況下，倘內部或外部資料顯示本集團在計及任何本集團持有的信用增級前不可能悉數收取未收取合約金額，則本集團亦可認為發生財務資產違約事件。

倘無法合理預期能收回合約現金流量，則撇銷財務資產。

除應收貿易款項及合約資產採用下述簡化方法外，按公允值計量且其變動計入其他全面收益之債務投資及按攤銷成本計量之財務資產按一般方法進行減值，並按下列預期信貸虧損計量階段分類。

- 階段1 — 信貸風險自初始確認後並無顯著增加的金融工具，虧損撥備按等同12個月預期信貸虧損的金額計量
- 階段2 — 信貸風險自初始確認後顯著增加但無信貸減值的金融工具，虧損撥備按等同存續期預期信貸虧損的金額計量
- 階段3 — 於報告日期為信貸減值的財務資產(但於購買或發起時並無信貸減值)，虧損撥備按等同存續期預期信貸虧損的金額計量

2.4 MATERIAL ACCOUNTING POLICIES (Cont'd)

IMPAIRMENT OF FINANCIAL ASSETS (Cont'd)

Simplified approach

For trade and notes receivables that do not contain a significant financing component or when the Group applies the practical expedient of not adjusting the effect of a significant financing component, the Group applies the simplified approach in calculating ECLs. Under the simplified approach, the Group does not track changes in credit risk, but instead recognises a loss allowance based on lifetime ECLs at each reporting date. The Group has established a provision matrix that is based on its historical credit loss experience, adjusted for forward-looking factors specific to the debtors and the economic environment.

FINANCIAL LIABILITIES

Initial recognition and measurement

Financial liabilities are classified, at initial recognition, as loans and borrowings and payables, as appropriate.

All financial liabilities are recognised initially at fair value and, in the case of loans and borrowings and payables, net of directly attributable transaction costs.

The Group's financial liabilities include trade and notes payables, other payables, lease liabilities, derivative financial instruments and interest-bearing bank and other borrowings.

Subsequent measurement

The subsequent measurement of financial liabilities depends on their classification as follows:

Financial liabilities at amortised cost (trade and other payables, and borrowings)

After initial recognition, trade and other payables, and interest-bearing borrowings are subsequently measured at amortised cost, using the effective interest rate method unless the effect of discounting would be immaterial, in which case they are stated at cost. Gains and losses are recognised in the statement of profit or loss when the liabilities are derecognised as well as through the effective interest rate amortisation process.

Amortised cost is calculated by taking into account any discount or premium on acquisition and fees or costs that are an integral part of the effective interest rate. The effective interest rate amortisation is included in finance costs in the statement of profit or loss.

2.4 重大會計政策(續)

財務資產減值(續)

簡化方法

對於不包含重大融資成分的應收貿易及票據款項，或當本集團採用不調整重大融資成分影響的可行權宜方式時，本集團計算預期信貸虧損時應用簡化方法。根據簡化方法，本集團並無追蹤信貸風險的變化，反而於各報告日期根據存續期預期信貸虧損確認減值撥備。本集團已根據其以往信貸虧損經驗，建立撥備矩陣，並就債務人及經濟環境的特定前瞻性因素作出調整。

財務負債

初始確認及計量

財務負債於初始確認時乃視情況分類為貸款及借款及應付款。

所有財務負債初始按公允值確認，惟貸款及借款及應付款則扣除直接應佔交易成本。

本集團的財務負債包括應付貿易及票據款項、其他應付款項、租賃負債、金融衍生工具及計息銀行貸款及其他借款。

後續計量

財務負債的後續計量取決於其分類，如下：

以攤銷成本計量之財務負債(貿易及其他應付款項及借款)

於初始確認後，貿易及其他應付款項及計息借款其後會使用實際利率法按攤銷成本計量，若折現沒有重大影響，則按成本值列賬。當負債被取消確認或透過實際利率法進行攤銷時，盈虧於損益表內確認。

攤銷成本於計及收購事項任何折讓或溢價及屬實際利率不可或缺一部分的費用或成本後計算。實際利率攤銷計入損益表的財務費用內。

2.4 MATERIAL ACCOUNTING POLICIES (Cont'd)

DERECOGNITION OF FINANCIAL LIABILITIES

A financial liability is derecognised when the obligation under the liability is discharged or cancelled, or expires.

When an existing financial liability is replaced by another from the same lender on substantially different terms, or the terms of an existing liability are substantially modified, such an exchange or modification is treated as a derecognition of the original liability and the recognition of a new liability, and the difference between the respective carrying amounts is recognised in the statement of profit or loss.

OFFSETTING OF FINANCIAL INSTRUMENTS

Financial assets and financial liabilities are offset and the net amount is reported in the statement of financial position if there is a currently enforceable legal right to offset the recognised amounts and there is an intention to settle on a net basis, or to realise the assets and settle the liabilities simultaneously.

PROPERTY, PLANT AND EQUIPMENT AND DEPRECIATION

Property, plant and equipment, other than construction in progress, are stated at cost less accumulated depreciation and any impairment losses. When an item of property, plant and equipment is classified as held for sale or when it is part of a disposal group classified as held for sale, it is not depreciated and is accounted for in accordance with IFRS 5, as further explained in the accounting policy for “non-current assets and disposal groups held for sale”. The cost of an item of property, plant and equipment comprises its purchase price and any directly attributable costs of bringing the asset to its working condition and location for its intended use.

Expenditure incurred after items of property, plant and equipment have been put into operation, such as repairs and maintenance, is normally charged to the statement of profit or loss in the period in which it is incurred. In situations where the recognition criteria are satisfied, the expenditure for a major inspection is capitalised in the carrying amount of the asset as a replacement. Where significant parts of property, plant and equipment are required to be replaced at intervals, the Group recognises such parts as individual assets with specific useful lives and depreciates them accordingly.

2.4 重大會計政策(續)

取消確認財務負債

債務被解除或取消或到期時，取消確認財務負債。

倘現有財務負債由同一貸方授予條款迥異的其他債項取代，或現有財務負債的條款經重大修訂，則該等變更或修訂視作取消確認原負債及確認新負債，各賬面值的差額於損益表確認。

抵銷金融工具

倘現時存在一項可依法強制執行的權利，可抵銷已確認金額，且亦有意以淨額結算或同時變現資產及償付債務，則財務資產及負債均可予抵銷，並將淨金額列入綜合財務狀況表內。

物業、廠房、設備與折舊

除在建工程以外之物業、廠房及設備乃按成本值減去累計折舊及任何減值虧損列賬。當一項物業、廠房及設備分類為待售或當其為分類為待售之出售組別的一部分時，則其不予折舊並根據國際財務報告準則第5號入賬(如「待售之非流動資產及出售組別」之會計政策進一步解釋)。物業、廠房及設備項目之成本包括其購入價及將資產達至運作狀況及運抵有關位置作擬定用途之任何直接應佔成本。

物業、廠房及設備項目投入運作後產生的開支，例如維修和保養開支，一般於產生期間自損益表扣除。於符合確認條件的情況下，主要檢修的開支於資產賬面值中資本化為一項重置。倘物業、廠房及設備的重要部分須分階段更換，本集團將此組成部份作為一項單獨資產，分別確定其使用壽命並相應計提折舊。

2.4 MATERIAL ACCOUNTING POLICIES (Cont'd)

PROPERTY, PLANT AND EQUIPMENT AND DEPRECIATION (Cont'd)

Depreciation is calculated on the straight-line basis over the estimated useful life of the asset as follows:

Leasehold improvements	3 to 5 years
Buildings	20 to 25 years
Machinery and other equipment	5 to 10 years
Office equipment	3 to 25 years
Motor vehicles	4 years

Where parts of an item of property, plant and equipment have different useful lives, the cost of that item is allocated on a reasonable basis among the parts and each part is depreciated separately. Residual values, useful lives and the depreciation method are reviewed, and adjusted if appropriate, at least at each financial year end.

An item of property, plant and equipment including any significant part initially recognised is derecognised upon disposal or when no future economic benefits are expected from its use or disposal. Any gain or loss on disposal or retirement recognised in the statement of profit or loss in the year the asset is derecognised is the difference between the net sales proceeds and the carrying amount of the relevant asset.

Construction in progress is stated at cost less any impairment losses, and is not depreciated. It is transferred to the appropriate category of property, plant and equipment when completed and ready for use.

2.4 重大會計政策(續)

物業、廠房、設備與折舊(續)

折舊以直線基準於資產的估計可使用年內計算如下：

租賃資產改良工程	3年至5年
樓宇	20年至25年
機器及其他設備	5年至10年
辦公設備	3年至25年
汽車	4年

如物業、廠房及設備的某項目部分具有不同可使用年期，則該項目的成本按合理基準分配在各部分中，而每一部分個別計算折舊。殘值，可使用年期和折舊方法至少於每個會計年度末復核，並在合適的情況下調整。

當一項物業、廠房及設備包含初始確認的任何重大部分被處置或其使用或出售估計並無未來經濟效益時，則取消確認。於取消確認該資產時產生的任何收益或虧損(以處置所得款項淨額與該項目的賬面值的差額計算)乃計入該資產取消確認時的損益表內。

在建工程以成本扣除減值虧損入賬及不予折舊。當完工並可使用時，即會轉撥為適當類別的物業、廠房及設備。

2.4 MATERIAL ACCOUNTING POLICIES (Cont'd)

INVESTMENT PROPERTIES

Investment properties are interests in land and buildings (including right-of-use assets) held to earn rental income and/or for capital appreciation. Such properties are measured initially at cost, including transaction costs. Subsequent to initial recognition, investment properties are measured at historical cost less accumulated depreciation and provision for any impairment in value.

Depreciation is calculated on the straight-line basis over the expected useful life of 20 years. Subsequent expenditure is charged to the asset's carrying amount only when it is probable that future economic benefits associated with the item will flow to the Group and the cost of the item can be measured reliably.

Any gains or losses on the retirement or disposal of an investment property are recognised in the statement of profit or loss in the year of the retirement or disposal.

NON-CURRENT ASSETS HELD FOR SALE

Non-current assets are classified as held for sale if their carrying amounts will be recovered principally through a sales transaction rather than through continuing use. For this to be the case, the asset or disposal group must be available for immediate sale in its present condition subject only to terms that are usual and customary for the sale of such assets or disposal groups and its sale must be highly probable. All assets and liabilities of a subsidiary classified as a disposal group are reclassified as held for sale regardless of whether the Group retains a non-controlling interest in its former subsidiary after the sale.

Non-current assets (other than investment properties and financial assets) classified as held for sale are measured at the lower of their carrying amounts and fair values less costs to sell. Property, plant and equipment and intangible assets classified as held for sale are not depreciated or amortised.

2.4 重大會計政策(續)

投資性物業

投資性物業指於土地及樓宇中持有的權益(包括使用權資產)，以作賺取租金及／或資本增值。該等物業初始按成本計算，包括交易成本。於首次確認後，投資性物業按歷史成本扣減累積折舊及任何減值撥備計算。

折舊是以直線基準於資產的預期可使用的20年計算。只有當與項目相關的未來經濟利益很可能流入本集團，且項目的成本可靠計量時，其後的開支才可計入資產賬面值。

因報廢或出售投資性物業而產生的任何收益或虧損於報廢或出售年度內於損益表確認。

待售之非流動資產

倘非流動資產之賬面值主要透過出售交易而非持續使用收回，則其分類為待售。若要出現此情況，資產或出售組別須為可於現況下即時出售，僅受出售該等資產或出售組別之一般慣常條款規限，且出售之可能性極高。無論本集團是否於出售後保留於前附屬公司之非控股權益，則分類為出售組別之附屬公司全部資產及負債均重新分類為待售。

分類為待售之非流動資產(投資物業及金融資產除外)以其賬面值與公允值減出售成本之較低者計量。分類為待售之物業、廠房及設備以及無形資產不予折舊或攤銷。

2.4 MATERIAL ACCOUNTING POLICIES (Cont'd)

INTANGIBLE ASSETS (OTHER THAN GOODWILL)

Intangible assets acquired separately are measured on initial recognition at cost. The cost of intangible assets acquired in a business combination is the fair value at the date of acquisition. The useful lives of intangible assets are assessed to be either finite or indefinite. Intangible assets with finite lives are subsequently amortised over the useful economic life and assessed for impairment whenever there is an indication that the intangible asset may be impaired. The amortisation period and the amortisation method for an intangible asset with a finite useful life are reviewed at least at each financial year end.

Intangible assets with indefinite useful lives are tested for impairment annually either individually or at the cash-generating unit level. Such intangible assets are not amortised. The useful life of an intangible asset with an indefinite life is reviewed annually to determine whether the indefinite life assessment continues to be supportable. If not, the change in the useful life assessment from indefinite to finite is accounted for on a prospective basis.

2.4 重大會計政策(續)

無形資產(商譽除外)

單獨收購的無形資產初始確認時按成本計算。於企業合併中購入的無形資產的成本為收購當日的公允值。無形資產的可使用年期可分為有限或無限。年期有限的無形資產其後於可使用經濟年內攤銷。並當有跡象顯示無形資產可能減值時，管理層將評估其減值金額。可使用年期有限的無形資產的攤銷期間及方法，最少會於每個財政年度末檢查。

可使用年期無限的無形資產每年按個別或按視作現金產出單位進行減值測試。該無形資產不予攤銷。可使用年期無限的無形資產的可使用年期每年進行檢查，以確定是否仍然可以支持年期無限的評估。如不支持，將按未來適用法將可使用年期評估由無限改為有限的變化記錄入賬。

財務報表附註

31 December 2023 於二零二三年十二月三十一日

2.4 MATERIAL ACCOUNTING POLICIES (Cont'd)

INTANGIBLE ASSETS (OTHER THAN GOODWILL) (Cont'd)

Research and development costs

All research costs are charged to the statement of profit or loss as incurred.

Expenditure incurred on projects to develop new products is capitalised and deferred only when the Group can demonstrate the technical feasibility of completing the intangible asset so that it will be available for use or sale, its intention to complete and its ability to use or sell the asset, how the asset will generate future economic benefits, the availability of resources to complete the project and the ability to measure reliably the expenditure during the development. Product development expenditure which does not meet these criteria is expensed when incurred.

Deferred development costs are stated at cost less any impairment losses and are amortised using the straight-line basis over the commercial lives of the underlying products commencing from the date when the products are put into commercial production. The estimated residual value is zero.

2.4 重大會計政策(續)

無形資產(商譽除外)(續)

研發成本

所有研究費用於產生時自損益表扣除。

開發新產品的項目所產生的支出僅在本集團可以證實以下情況時予以資本化和遞延：使無形資產完成並可使用或銷售在技術上可行；有完成的意向且有能力使用或出售資產；資產如何產生未來經濟效益；具備完成項目的資源；及能夠可靠地計量開發期間的支出。不符合上述標準的產品開發支出在發生時記作費用。

遞延開發成本乃按成本值減任何減值虧損列賬，並以直線法由有關產品開始商業生產之日起按相關產品之商業期限攤銷。估計殘值為零。

Category	類別	Estimated useful life 估計可使用年期	Annual amortisation rate 每年攤銷比率
Patent and licence	專利及許可	10 years 十年	10%
Software	軟件	10 years 十年	10%
Deferred development costs	遞延開發成本	10 years 十年	10%
Customer relationship	客戶關係	10 years 十年	10%

2.4 MATERIAL ACCOUNTING POLICIES (Cont'd)

LEASES

The Group assesses at contract inception whether a contract is, or contains, a lease. A contract is, or contains, a lease if the contract conveys the right to control the use of an identified asset for a period of time in exchange for consideration.

Group as a lessee

The Group applies a single recognition and measurement approach for all leases, except for short-term leases and leases of low-value assets. The Group recognises lease liabilities to make lease payments and right-of-use assets representing the right to use the underlying assets.

(a) **Right-of-use assets**

Right-of-use assets are recognised at the commencement date of the lease (that is the date the underlying asset is available for use). Right-of-use assets are measured at cost, less accumulated depreciation and any impairment losses, and adjusted for any remeasurement of lease liabilities. The cost of right-of-use assets includes the amount of lease liabilities recognised, initial direct costs incurred, and lease payments made at or before the commencement date less any lease incentives received. Right-of-use assets are depreciated on a straight-line basis over the shorter of the lease terms and the estimated useful lives of the assets as follows:

Leasehold land	Over the lease terms
Office buildings	3 to 5 years

If ownership of the leased asset transfers to the Group by the end of the lease term or the cost reflects the exercise of a purchase option, depreciation is calculated using the estimated useful life of the asset.

2.4 重大會計政策 (續)

租賃

本集團在合同開始時評估合同是否為租賃或包含租賃。倘一份合約在一段時間內為換取對價而讓渡一項可識別資產使用之控制權，則該合約為一項租賃或包含一項租賃。

集團成為承租人

本集團就所有租賃應用單一之方法確認及計量，短期租賃及低價值資產租賃除外。本集團確認租賃負債以付租金及確認使用權資產代表使用相關資產的權利。

(a) **使用權資產**

使用權資產於租賃開始日確認(即標的資產可用日期)。使用權資產按成本減任何累計折舊及任何減值虧損計量，並就重新計量租賃負債作出調整。使用權資產成本包括已確認租賃負債金額、產生的初始直接成本以及於開始日或之前支付之租賃付款金額減已收取之任何租賃激勵。使用權資產在租期及估計使用年期(以較短者為準)內按直線法折舊如下：

租賃土地	租賃年期
辦公樓	三年至五年

如果租賃資產的擁有權在租賃期屆滿時轉移至本集團或成本反映了購買選擇權的行使，則使用資產的估計使用壽命計算折舊。

2.4 MATERIAL ACCOUNTING POLICIES (Cont'd)

LEASES (Cont'd)

Group as a lessee (Cont'd)

(b) Lease liabilities

Lease liabilities are recognised at the commencement date of the lease at the present value of lease payments to be made over the lease term. The lease payments include fixed payments (including in-substance fixed payments) less any lease incentives receivable, variable lease payments that depend on an index or a rate, and amounts expected to be paid under residual value guarantees. The lease payments also include the exercise price of a purchase option reasonably certain to be exercised by the Group and payments of penalties for termination of a lease, if the lease term reflects the Group exercising the option to terminate the lease. The variable lease payments that do not depend on an index or a rate are recognised as an expense in the period in which the event or condition that triggers the payment occurs.

In calculating the present value of lease payments, the Group uses its incremental borrowing rate at the lease commencement date because the interest rate implicit in the lease is not readily determinable. After the commencement date, the amount of lease liabilities is increased to reflect the accretion of interest and reduced for the lease payments made. In addition, the carrying amount of lease liabilities is remeasured if there is a modification, a change in the lease term, a change in lease payments (e.g., a change to future lease payments resulting from a change in an index or rate) or a change in assessment of an option to purchase the underlying asset.

2.4 重大會計政策 (續)

租賃 (續)

集團成為承租人 (續)

(b) 租賃負債

於租賃開始日按租賃期內應付的租賃付款金額之現值確認租賃負債。租賃付款金額包括固定付款額(含實質固定付款額)減任何租賃激勵應收款項、取決於一項指數或利率的可變租賃付款額以及根據剩餘價值擔保預期應付的金額。租賃付款金額亦包括本集團合理確定行使的購買選擇權的行使價及倘租期反映本集團行使終止選擇權時，有關終止租賃的罰款。對於並非取決於指數或利率的可變租賃付款額，在出現觸發付款的事件或條件的期間內確認為開支。

於計算租賃付款金額的現值時，因租賃內含利率無法確定，本集團應用租賃開始日的增量借款利率計算。於開始日後，租賃負債金額的增加反映了利息的增加，其減少則關乎所作出的租賃付款。此外，倘存在修改、租期變動、租賃付款額變動(例如：由指數或利率變動引起的未來租賃付款額變動)或購買標的資產的評估變動，則重新計量租賃負債的賬面值。

2.4 MATERIAL ACCOUNTING POLICIES (Cont'd)

LEASES (Cont'd)*Group as a lessee (Cont'd)***(c) Short-term leases and leases of low-value assets**

The Group applies the short-term lease recognition exemption to its short-term leases of machinery and equipment (that is those leases that have a lease term of 12 months or less from the commencement date and do not contain a purchase option). It also applies the recognition exemption for leases of low-value assets to leases of office equipment and laptop computers that are considered to be of low value.

Lease payments on short-term leases and leases of low-value assets are recognised as an expense on a straight-line basis over the lease term.

Group as a lessor

When the Group acts as a lessor, it classifies at lease inception (or when there is a lease modification) each of its leases as either an operating lease or a finance lease.

Leases in which the Group does not transfer substantially all the risks and rewards incidental to ownership of an asset are classified as operating leases. When a contract contains lease and non-lease components, the Group allocates the consideration in the contract to each component on a relative stand-alone selling price basis. Rental income is accounted for on a straight-line basis over the lease terms and is included in revenue in the statement of profit or loss due to its operating nature. Initial direct costs incurred in negotiating and arranging an operating lease are added to the carrying amount of the leased asset and recognised over the lease term on the same basis as rental income. Contingent rents are recognised as revenue in the period in which they are earned.

Leases that transfer substantially all the risks and rewards incidental to ownership of an underlying asset to the lessee are accounted for as finance leases.

2.4 重大會計政策(續)

租賃(續)*集團成為承租人(續)***(c) 短期租賃及低價值資產租賃**

本集團對其機械設備的短期租賃採用短期租賃確認豁免(自開始日起租賃期為12個月或更短而且不包含購買選擇權)。亦將低價值資產租賃的確認豁免適用於被認為具有低價值的辦公室設備和筆記本電腦的租賃。

短期租賃及低價值資產租賃之租賃付款額在租賃期內按直線法確認為開支。

集團作為出租人

當本集團作為出租人時，在租賃開始時(或發生租賃變更時)將其每個租賃分類為經營租賃或融資租賃。

凡本集團不將附帶於擁有資產之絕大部分收益及風險轉讓之租賃均分類為經營租賃。就包含租賃及非租賃組成部分的合約而言，本集團根據相對獨立銷售價格基準將合約代價分配至各項租賃組成部分。租金收入在租賃期內按直線法入賬，由於其經營性質，計入當期損益表收入。協商和安排經營租賃所發生的初始直接費用被加到租賃資產的賬面價值中，並在租賃期內以與租金收入相同的基礎確認。或有租金在賺取期間確認為收入。

凡將附帶於擁有資產之絕大部分風險及收益撥歸承租人之租賃均列為融資租賃。

2.4 MATERIAL ACCOUNTING POLICIES (Cont'd)

IMPAIRMENT OF NON-FINANCIAL ASSETS

Where an indication of impairment exists, or when annual impairment testing for an asset is required (other than inventories, financial assets, deferred tax assets, investment properties and non-current assets), the asset's recoverable amount is estimated. An asset's recoverable amount is the higher of the asset's or cash-generating unit's value in use and its fair value less costs of disposal, and is determined for an individual asset, unless the asset does not generate cash inflows that are largely independent of those from other assets or groups of assets, in which case the recoverable amount is determined for the cash-generating unit to which the asset belongs.

In testing a cash-generating unit for impairment, a portion of the carrying amount of a corporate asset (e.g., a headquarters building) is allocated to an individual cash-generating unit if it can be allocated on a reasonable and consistent basis or, otherwise, to the smallest group of cash-generating units.

An impairment loss is recognised only if the carrying amount of an asset exceeds its recoverable amount. In assessing value in use, the estimated future cash flows are discounted to their present value using a pre-tax discount rate that reflects current market assessments of the time value of money and the risks specific to the asset. An impairment loss is charged to the statement of profit or loss in the period in which it arises in those expense categories consistent with the function of the impaired asset.

2.4 重大會計政策(續)

非財務資產減值

如有跡象顯示資產出現減值，或須對資產進行年度減值測試(存貨、財務資產、遞延稅項資產、投資性物業及非流動資產除外)，則會估計該項資產的可收回金額。資產的可收回金額為資產或現金產出單位的使用價值或其公允值減出售成本的較高者，並就個別資產釐定，惟該項資產並無產生大部分獨立於其他資產或其他組別資產的現金流入則除外，於此情況下，就該項資產所屬的現金產出單位釐定可收回金額。於對現金產生單位進行減值測試時，倘可以合理及一致之基準進行分配，則公司資產(如總部大樓)之一部分賬面值會分配予個別現金產生單位，否則分配予最小之現金產生單位組別。

對於現金產生單位進行減值測試時，倘可以合理及一致之基準進行分配，則公司資產(如總部大樓)之一部份賬面值會分配予個別現金產生單位，否則分配予最小之現金產生單位組別。

減值虧損僅於資產賬面值超逾可收回金額時確認。於評估使用價值時，估計未來現金流量以反映當時市場對貨幣時間價值及該項資產的特有的風險的估計的稅前折現率折減至現值。減值虧損於產生期間自損益表與被減值資產功能一致的開支類別扣除。

2.4 MATERIAL ACCOUNTING POLICIES (Cont'd)

IMPAIRMENT OF NON-FINANCIAL ASSETS (Cont'd)

An assessment is made at the end of each reporting period as to whether there is an indication that previously recognised impairment losses may no longer exist or may have decreased. If such an indication exists, the recoverable amount is estimated. A previously recognised impairment loss of an asset other than goodwill is reversed only if there has been a change in the estimates used to determine the recoverable amount of that asset, but not to an amount higher than the carrying amount that would have been determined (net of any depreciation/amortisation) had no impairment loss been recognised for the asset in prior years. A reversal of such an impairment loss is credited to the statement of profit or loss in the period in which it arises.

TREASURY SHARES

Own equity instruments which are reacquired and held by the Company or the Group (treasury shares) are recognised directly in equity at cost. No gain or loss is recognised in the statement of profit or loss on the purchase, sale, issue or cancellation of the Group's own equity instruments.

INVENTORIES

Inventories are stated at the lower of cost and net realisable value.

Costs incurred in bringing each product to its present location and condition are accounted for as follows:

Raw materials	Purchase cost on a weighted-average basis
Finished goods and work in progress	Cost of direct materials and labour and a proportion of manufacturing overheads based on the normal operating capacity but excluding borrowing costs

Net realisable value is based on estimated selling prices less any estimated costs to be incurred to completion and disposal.

2.4 重大會計政策(續)

非財務資產減值(續)

於各報告期末，均會評估是否有跡象顯示過往已確認的減值虧損不再存在或可能減少。如出現該跡象，則會估計可收回金額。過往確認的資產減值虧損(商譽除外)僅於用於釐定該項資產的可收回金額所採用的估計出現變化時撥回。但撥回之數額不應高於資產於以往年度未確認減值虧損時原將確定之賬面值(扣除任何折舊/攤銷)。該項減值虧損的撥回於發生時撥入損益表。

庫存股份

本公司或本集團購回及持有之自身的權益工具(庫存股份)按成本直接於權益中確認。本集團購買、出售、發行或註銷自身的權益工具所得損益並無於損益表中確認。

存貨

存貨按成本及可變現淨值兩者的較低者列賬。

將產品運至現址和變成現狀的成本的會計處理方法如下：

原材料	採購成本(按加權平均法釐定)
製成品及在製品	直接材料、直接人工成本，以及根據正常運作能力按適當比例分配的製造費用比例，但不包括借貸成本

可變現淨值則按估計售價減完成及出售時產生的任何估計成本計算。

財務報表附註

31 December 2023 於二零二三年十二月三十一日

2.4 MATERIAL ACCOUNTING POLICIES (Cont'd)

CASH AND CASH EQUIVALENTS

Cash and cash equivalents in the statement of financial position comprise cash on hand and at banks, and short-term highly liquid deposits with a maturity of generally within three months that are readily convertible into known amounts of cash, subject to an insignificant risk of changes in value held for the purpose of meeting short-term cash commitments.

For the purpose of the consolidated statement of cash flows, cash and cash equivalents comprise cash on hand and at banks, and short-term deposits as defined above, less bank overdrafts which are repayable on demand and form an integral part of the Group's cash management.

PROVISIONS

A provision is recognised when a present obligation (legal or constructive) has arisen as a result of a past event and it is probable that a future outflow of resources will be required to settle the obligation, provided that a reliable estimate can be made of the amount of the obligation.

When the Group expects some or all of a provision to be reimbursed, the reimbursement is recognised as a separate asset, but only when the reimbursement is virtually certain. The expense relating to a provision is presented in the statement of profit or loss net of any reimbursement.

When the effect of discounting is material, the amount recognised for a provision is the present value at the end of the reporting period of the future expenditures expected to be required to settle the obligation. The increase in the discounted present value amount arising from the passage of time is included in finance costs in the statement of profit or loss.

A contingent liability recognised in a business combination is initially measured at its fair value. Subsequently, it is measured at the higher of (i) the amount that would be recognised in accordance with the general policy for provisions above; and (ii) the amount initially recognised less, when appropriate, the amount of income recognised in accordance with the policy for revenue recognition.

2.4 重大會計政策(續)

現金及現金等價物

財務狀況表中的現金及現金等價物包括手頭現金及活期存款以及可隨時轉換為已知金額現金，其價值變動風險極微且持作滿足短期現金承擔的一般於三個月內到期的短期高流動性存款。

就綜合現金流量表而言，現金及現金等價物包括手頭現金及活期存款以及上文界定的短期存款，減按要求償還且組成本集團現金管理的不可或缺部分的銀行透支。

撥備

倘本集團因過往事件須承擔現時的責任(法定或推定)，而承擔該責任可能導致將來資源外流，且該責任所涉及金額能夠可靠地估計時，則確認撥備。

倘本集團預期部分或全部撥備將被償還，只要當幾乎確定償還，償還確認為一項單獨資產。有關撥備的支出顯示於損益表內(扣除任何償還)。

如折現影響重大，則就撥備而確認的金額為預期清償債務所需的未來開支於報告期末的現值。因時間流逝而引致的折現現值的增加計入損益表內的財務費用。

於業務合併時確認的或然負債在起始以公允值計量。隨後，會以以下較高者計量(i)根據上述撥備指引確認的金額；(ii)起始時確認較少的金額，當合適時，按收入確認指引確認收入金額。

2.4 MATERIAL ACCOUNTING POLICIES (Cont'd)

RELATED PARTIES

A party is considered to be related to the Group if:

- (a) the party is a person or a close member of that person's family and that person:
 - (i) has control or joint control over the Group;
 - (ii) has significant influence over the Group; or
 - (iii) is a member of the key management personnel of the Group or of a parent of the Group;

or

- (b) the party is an entity where any of the following conditions applies:
 - (i) the entity and the Group are members of the same group;
 - (ii) one entity is an associate or joint venture of the other entity (or of a parent, subsidiary or fellow subsidiary of the other entity);
 - (iii) the entity and the Group are joint ventures of the same third party;
 - (iv) one entity is a joint venture of a third entity and the other entity is an associate of the third entity;
 - (v) the entity is a post-employment benefit plan for the benefit of employees of either the Group or an entity related to the Group;
 - (vi) the entity is controlled or jointly controlled by a person identified in (a);
 - (vii) a person identified in (a)(i) has significant influence over the entity or is a member of the key management personnel of the entity (or of a parent of the entity); and
 - (viii) the entity, or any member of a group of which it is a part, provides key management personnel services to the Group or to the parent of the Group.

2.4 重大會計政策(續)

關聯方

倘符合下列條件，則被視為本集團的關聯方：

- (a) 關聯方可為下述人士或下述人士關係親切的家庭成員
 - (i) 對本集團有控制權或聯合控制權；
 - (ii) 對本集團可施加重大影響；或
 - (iii) 為本集團或其母公司的重要管理層人員的成員；

或

- (b) 如相關實體滿足下列條件之一，則視為關聯方：
 - (i) 該實體與本集團屬於同一集團的成員；
 - (ii) 該實體為另一實體的聯營方或合營方(或為另一實體的母公司、附屬公司或同系附屬公司)；
 - (iii) 該實體與本集團為同一第三方的合營企業；
 - (iv) 其中一方為第三方之合營企業，而另一方為第三方之聯營公司；
 - (v) 該實體為本集團或與本集團有關實體為僱員福利設立的退休福利計劃；
 - (vi) 該實體受上述(a)項中所述人士所控制或共同控制；
 - (vii) 上述(a)(i)項中所述人士對該實體具有重大影響或為該實體(或該實體的母公司)的主要管理層人員的成員；及
 - (viii) 該實體或該實體所屬集團的任何成員公司，為本集團或本集團的母公司提供主要管理人員服務。

財務報表附註

31 December 2023 於二零二三年十二月三十一日

2.4 MATERIAL ACCOUNTING POLICIES (Cont'd)

DIVIDENDS

Final dividends are recognised as a liability when they are approved by the shareholders in a general meeting. Proposed final dividends and special dividends are disclosed in the notes to the financial statements.

Interim dividends are simultaneously proposed and declared, because the Company's memorandum and articles of association grant the directors the authority to declare interim dividends. Consequently, interim dividends are recognised immediately as a liability when they are proposed and declared.

2.5 SIGNIFICANT ACCOUNTING JUDGEMENTS AND ESTIMATES

The preparation of the Group's financial statements requires management to make judgements, estimates and assumptions that affect the reported amounts of revenues, expenses, assets and liabilities, and their accompanying disclosures, and the disclosure of contingent liabilities. Uncertainty about these assumptions and estimates could result in outcomes that require a material adjustment to the carrying amounts of the assets or liabilities affected in the future.

JUDGEMENTS

In the process of applying the Group's accounting policies, management has made the following judgement which has the most significant effect on the amounts recognised in the financial statements:

Development costs

Development costs are capitalised in accordance with the accounting policy in note 2.4 to the financial statements. Initial capitalisation of costs is based on management's judgements that technological and economic feasibility is confirmed, usually when a product development project has reached a defined milestone according to an established project management model.

2.4 重大會計政策(續)

股息

末期股息於股東週年大會獲股東批准後確認為負債。擬派發末期股息及特別股息於財務報表附註披露。

由於本公司組織章程大綱及公司組織章程細則賦予董事宣派中期股息的權力，本公司可同時建議及宣派中期股息。因此，中期股息於建議及宣派時即時確認為負債。

2.5 主要會計判斷及估計

管理層對本集團財務報表的編製需要作出會影響所呈報收入、支出、資產與負債之金額及各自之披露，以及或有負債之披露的判斷、估計及假設。然而，該等假設及估計之不確定性可能導致未來對受影響資產或負債之賬面值作出重大調整。

判斷

於應用本集團之會計政策時，管理層已作出如下判斷，對財務報表確認之金額具有最重大影響：

開發成本

開發成本乃根據財務報表附註2.4內的會計政策予以資本化。成本初始資本化乃通常當一個產品開發項目達到一個界定里程碑時根據管理層對確定技術與經濟可行性作出之判斷。

2.5 SIGNIFICANT ACCOUNTING JUDGEMENTS AND ESTIMATES (Cont'd)

ESTIMATION UNCERTAINTY

The key assumptions concerning the future and other key sources of estimation uncertainty at the end of the reporting period, that have a significant risk of causing a material adjustment to the carrying amounts of assets and liabilities within the next financial year, are described below.

Variable consideration for volume rebates

The Group estimates variable consideration to be included in the transaction price for the sale of pharmaceutical products with volume rebates.

The Group's expected volume rebates are analysed on a per customer basis for contracts that are subject to a single volume threshold. Determining whether a customer will likely be entitled to a rebate depends on the customer's historical rebate entitlement and accumulated purchases to date.

The Group updates its assessment of expected volume rebates monthly and the refund liabilities are adjusted accordingly. Estimates of volume rebates are sensitive to changes in circumstances and the Group's past experience regarding rebate entitlements may not be representative of customers' actual rebate entitlements in the future. As at 31 December 2023, the amount recognised as refund liabilities was RMB12,750,000 (2022: RMB13,472,000) for volume rebates which is set out in note 26 to the financial statements.

Provision for expected credit losses on trade receivables

The Group uses a provision matrix to calculate ECLs for trade and notes receivables. The provision rates are based on days past due for groupings of various customer segments that have similar loss patterns (i.e., by customer type and ageing).

The provision matrix is initially based on the Group's historical observed default rates. The Group will calibrate the matrix to adjust the historical credit loss experience with forward-looking information. For instance, if forecast economic conditions (i.e., gross domestic product) are expected to deteriorate over the next year which can lead to an increased number of defaults in the finished drugs sector, the historical default rates are adjusted. At each reporting date, the historical observed default rates are updated and changes in the forward-looking estimates are analysed.

2.5 主要會計判斷、估計及假設(續)

估計不確定性

於報告期末會對日後及其他估計不確定性的主要來源作出重大假設，很大機會導致下一財政年度的資產及負債的賬面值須作出重大調整的假設討論如下。

批量折扣的可變代價

本集團會估計將予納入銷售給予批量折扣藥品的交易價格中的可變代價。

本集團的預期批量折扣乃就設有單一批量限額的合約按每個客戶進行分析。釐定客戶是否可能獲得折扣取決於客戶的歷史折扣的獲得情況及迄今為止的累計採購額。

本集團每月更新其對預期批量折扣的評估，並相應地調整退款負債。批量折扣的估計對情況變化相當敏感，而本集團過往有關折扣支付情況的經驗可能無法代表客戶未來的實際折扣的獲得情況。於二零二三年十二月三十一日，批量折扣中確認為退款負債的金額為載於附註26的人民幣12,750,000元(二零二二年：人民幣13,472,000元)。

應收貿易款項之預期信貸虧損撥備

本集團使用撥備矩陣計算應收貿易及票據款項之預期信貸虧損撥備。撥備率乃基於因就擁有類似虧損模式的多個客戶分部進行分組(即按客戶類別及賬齡)而逾期的日數計算。

撥備矩陣初步基於本集團過往觀察所得違約率而釐定。本集團將調整矩陣，藉以按前瞻性資料調整過往信貸虧損經驗。舉例而言，倘預測經濟環境(即本地生產總值)預期將於未來一年惡化，導致成藥分部違約事件增加，則會調整過往違約率。於各報告日期，過往觀察所得違約率將予更新，並對前瞻性估計變動進行分析。

2.5 SIGNIFICANT ACCOUNTING JUDGEMENTS AND ESTIMATES (Cont'd)

ESTIMATION UNCERTAINTY (Cont'd)

Provision for expected credit losses on trade receivables (Cont'd)

The assessment of the correlation among historical observed default rates, forecast economic conditions and ECLs is a significant estimate. The amount of ECLs is sensitive to changes in circumstances and forecast economic conditions. The Group's historical credit loss experience and forecast of economic conditions may also not be representative of a customer's actual default in the future. The information about the ECLs on the Group's trade and notes receivables is disclosed in note 21 to the financial statements.

Net realisable value of inventories

Net realisable value of inventories is the estimated selling price in the ordinary course of business less estimated selling expenses. These estimates are based on the current market condition and the historical experience of selling products of a similar nature. It could change significantly as a result of changes in customer taste or competitor actions. Management reassesses these estimates at each reporting date.

Impairment of non-financial assets (other than goodwill)

The Group assesses whether there are any indications of impairment for all non-financial assets (including the right-of-use assets) at the end of each reporting period. Indefinite life intangible assets are tested for impairment annually and at other times when such an indicator exists. Other non-financial assets are tested for impairment when there are indicators that the carrying amounts may not be recoverable.

Impairment of goodwill

The Group determines whether goodwill is impaired at least on an annual basis. This requires an estimation of the value in use of the cash-generating units to which the goodwill is allocated. Estimating the value in use requires the Group to make an estimate of the expected future cash flows from the cash-generating units and also to choose a suitable discount rate in order to calculate the present value of those cash flows. The carrying amount of goodwill at 31 December 2023 was RMB241,158,000 (2022: RMB241,158,000). Further details are given in note 17.

2.5 主要會計判斷、估計及假設(續)

估計不確定性(續)

應收貿易款項之預期信貸虧損撥備(續)

對過往觀察所得違約率、預測經濟環境及預期信貸虧損之間的關連性進行的評估屬重大估計。預期信貸虧損金額對情況變化及預測經濟環境相當敏感。本集團過往信貸虧損經驗及預測經濟環境亦未必能代表客戶日後的實際違約情況。有關本集團應收貿易及票據款項之預期信貸虧損的資料已於財務報表附註21披露。

存貨的可變現淨值

存貨的可變現淨值是在日常業務過程中減去估計的銷售費用的估計售價。這些估計是基於對當前市場狀況及銷售近似性質的產品的歷史經驗。它會因顧客口味的變化或競爭對手的行動而產生顯著的改變。管理層在每個報告日重新評估該等估計。

非財務資產之減值(商譽除外)

本集團於各報告期末評估全部非財務資產是否存在任何減值跡象(包括使用權資產)。無限使用年期的無形資產每年均會及於有減值跡象出現的其他時間進行減值測試。其他非財務資產於出現其賬面值可能不可收回之跡象時進行減值測試。

商譽減值

本集團至少每年一次確定商譽是否減值。此需要評估商譽分配之現金產生單位的使用價值來計算。估算使用價值需要集團估計來自現金產生單位的預期未來現金流量，並選擇合適的折現率以計算這些現金流量的現值。於二零二三年十二月三十一日，商譽的賬面值為人民幣241,158,000元(二零二二年：人民幣241,158,000元)。附註17載有更多詳情。

2.5 SIGNIFICANT ACCOUNTING JUDGEMENTS AND ESTIMATES (Cont'd)

ESTIMATION UNCERTAINTY (Cont'd)

Deferred tax assets

Deferred tax assets are recognised for unused tax losses to the extent that it is probable that taxable profit will be available against which the losses can be utilised. Significant management judgement is required to determine the amount of deferred tax assets that can be recognised, based upon the likely timing and level of future taxable profits together with future tax planning strategies. Further details are contained in note 29 to the financial statements.

3. OPERATING SEGMENT INFORMATION

For management purposes, the Group is organised into business units based on their products and has two reportable segments as follows:

- (a) Manufacture and sale of finished drugs (including antibiotics finished drugs and non-antibiotics finished drugs) (the “finished drugs” segment)
- (b) Manufacture and sale of intermediates and bulk medicines (the “intermediates and bulk medicines” segment)

Management monitors the operating results of these operating segments for the purpose of making decisions about resource allocation and performance assessment. Segment performance is evaluated based on reportable segment profit, which is a measure of adjusted profit before tax. The adjusted profit before tax is measured consistently with the Group’s profit before tax except that interest income, non-lease-related finance costs, government grants, dividend income, fair value gains from the Group’s financial instruments, share of losses of an associate, as well as head office and corporate expenses are excluded from such measurement.

Segment assets exclude deferred tax assets, cash and bank balances, financial assets at fair value through profit or loss and other unallocated head office and corporate assets as these assets are managed on a group basis.

Segment liabilities exclude interest-bearing bank and other borrowings, tax payable, deferred tax liabilities and other unallocated head office and corporate liabilities as these liabilities are managed on a group basis.

Intersegment sales and transfers are transacted with reference to the selling prices used for sales made to third parties at the then prevailing market prices.

2.5 主要會計判斷、估計及假設(續)

估計不確定性(續)

遞延稅項資產

對於所有未用稅項虧損，若日後有可能出現應課稅利潤，可用以抵扣該等虧損的，則遞延稅項資產一律確認入賬。根據未來應課稅利潤的可能時間和水平以及未來的稅務籌劃策略，確定可確認的遞延稅項資產的金額需要主要管理層判斷。財務報表附註29載有更多詳情。

3. 營業分類資料

為方便管理，本集團將業務單位按其產品劃分並由下列兩個可報告分類組成：

- (a) 製造及銷售成藥(包括抗生素製劑藥及非抗生素製劑藥)(「成藥」分類)
- (b) 製造及銷售中間體及原料藥(「中間體及原料藥」分類)

管理層監察經營分類之經營業績，以作出有關資源分配及表現評估的決策。分類表現乃根據可報告分類溢利(其為經調整除稅前溢利的計量)予以評估。經調整除稅前溢利乃貫徹以本集團的除稅前溢利計量，惟利息收入、非租賃有關的財務費用、政府撥款、股息收入、來自本集團金融工具的公允值收益、應佔一間聯營公司之虧損、以及總部及企業行政費用不包含於該計量。

分類資產不包括遞延稅項資產、現金及銀行存款、以公允值計量且其變動計入損益之財務資產及其他未分配總部及企業資產，乃由於該等資產以集團為基準管理。

分類負債不包括計息銀行及其他貸款、應付稅項、遞延稅項負債及其他未分配總部及企業負債，乃由於該等負債以集團為基準管理。

分類間的銷售與轉讓乃按當時參照市場價格用作向第三者出售的售價進行。

Notes to Financial Statements

財務報表附註

31 December 2023 於二零二三年十二月三十一日

3. OPERATING SEGMENT INFORMATION (Cont'd)

3. 營業分類資料(續)

Year ended		Finished drugs	Intermediates and bulk medicines	Elimination of intersegment sales	Total
	截至二零二三年十二月三十一日止年度	成藥	中間體及原料藥	抵銷分類間銷售	總數
		RMB'000	RMB'000	RMB'000	RMB'000
		人民幣千元	人民幣千元	人民幣千元	人民幣千元
Segment revenue	分類收入：				
Sales to external customers	對外銷售	1,021,726	129,419	-	1,151,145
Intersegment sales	分類間銷售	-	80,632	(80,632)	-
Total segment revenue	總分類收入	1,021,726	210,051	(80,632)	1,151,145
Segment results	分類業績	487,277	(32,692)	-	454,585
<i>Reconciliation:</i>	<i>調整：</i>				
Unallocated gains	未分配收益				145,811
Corporate and other unallocated expenses	企業及其他未分配支出				(185,394)
Finance costs (other than interest on lease liabilities)	財務費用(非租賃負債利息)				(945)
Profit before tax	除稅前溢利				414,057
Year ended	截至二零二二年十二月三十一日止年度	Finished drugs	Intermediates and bulk medicines	Elimination of intersegment sales	Total
		成藥	中間體及原料藥	抵銷分類間銷售	總數
		RMB'000	RMB'000	RMB'000	RMB'000
		人民幣千元	人民幣千元	人民幣千元	人民幣千元
Segment revenue	分類收入：				
Sales to external customers	對外銷售	1,137,241	140,441	-	1,277,682
Intersegment sales	分類間銷售	-	64,644	(64,644)	-
Total segment revenue	總分類收入	1,137,241	205,085	(64,644)	1,277,682
Segment results	分類業績	608,806	(17,775)	-	591,031
<i>Reconciliation:</i>	<i>調整：</i>				
Unallocated gains	未分配收益				47,226
Corporate and other unallocated expenses	企業及其他未分配支出				(199,553)
Finance costs (other than interest on lease liabilities)	財務費用(非租賃負債利息)				(296)
Profit before tax	除稅前溢利				438,408

3. OPERATING SEGMENT INFORMATION (Cont'd)

3. 營業分類資料(續)

As at 31 December 2023 於二零二三年十二月三十一日

Segment assets 分類資產：
Reconciliation: 調整：
 Corporate and other unallocated assets 企業及其他未分配資產

Total assets 總資產

Segment liabilities 分類負債：
Reconciliation: 調整：
 Corporate and other unallocated liabilities 企業及其他未分配負債

Total liabilities 總負債

Finished drugs	Intermediates and bulk medicines	Total
成藥	中間體及原料藥	總數
RMB'000	RMB'000	RMB'000
人民幣千元	人民幣千元	人民幣千元
909,622	611,947	1,521,569
		2,101,090
		3,622,659
244,627	193,329	437,956
		325,469
		763,425

As at 31 December 2022 於二零二二年十二月三十一日

Segment assets 分類資產：
Reconciliation: 調整：
 Assets held for sale 待出售之資產
 Corporate and other unallocated assets 企業及其他未分配資產

Total assets 總資產

Segment liabilities 分類負債：
Reconciliation: 調整：
 Corporate and other unallocated liabilities 企業及其他未分配負債

Total liabilities 總負債

Finished drugs	Intermediates and bulk medicines	Total
成藥	中間體及原料藥	總數
RMB'000	RMB'000	RMB'000
人民幣千元	人民幣千元	人民幣千元
996,973	1,222,758	2,219,731
–	2,578	2,578
		1,450,334
		3,672,643
291,842	376,957	668,799
		353,977
		1,022,776

Notes to Financial Statements

財務報表附註

31 December 2023 於二零二三年十二月三十一日

3. OPERATING SEGMENT INFORMATION (Cont'd)

3. 營業分類資料(續)

Year ended
31 December 2023

截至二零二三年
十二月三十一日止年度

Other segment information

Share of losses of an associate 應佔一間聯營公司之虧損
Impairment losses recognised in 於損益表確認之
the statement of profit or loss 減值虧損
Depreciation and amortisation 折舊及攤銷
Capital expenditure 資本開支

Finished Drugs	Intermediates and bulk		Others	Total
	medicines			
成藥	及原料藥	中間體	其他	總數
RMB'000	RMB'000		RMB'000	RMB'000
人民幣千元	人民幣千元		人民幣千元	人民幣千元
-	-		(40,933)	(40,933)
385	11,237		-	11,622
54,125	29,768		-	83,893
59,735	32,748		-	92,483

Year ended
31 December 2022

截至二零二二年
十二月三十一日止年度

Other segment information

Share of losses of an associate 應佔一間聯營公司之虧損
Impairment losses recognised in 於損益表確認之
the statement of profit or loss 減值虧損
Depreciation and amortisation 折舊及攤銷
Investments in an associate 於一間聯營公司之投資
Capital expenditure 資本開支
Assets held for sale 待出售之資產

Finished Drugs	Intermediates and bulk		Others	Total
	medicines			
成藥	及原料藥	中間體	其他	總數
RMB'000	RMB'000		RMB'000	RMB'000
人民幣千元	人民幣千元		人民幣千元	人民幣千元
-	-		(61,905)	(61,905)
4,662	1,870		-	6,532
51,994	14,416		-	66,410
-	-		25,345	25,345
136,729	94,540		-	231,269
-	2,578		-	2,578

3. OPERATING SEGMENT INFORMATION (Cont'd) GEOGRAPHICAL INFORMATION

(a) Revenue from external customers

Chinese Mainland	中國大陸
Other countries	其他國家
Total revenue	總收入

The revenue information above is based on the locations of the customers.

(b) Non-current assets

The Group's operations are substantially based in Chinese Mainland and 93% of the non-current assets, excluding deferred tax assets and an investment in an associate, of the Group are located in Chinese Mainland. Therefore, no further analysis of geographical information is presented.

4. REVENUE, OTHER INCOME AND GAINS

An analysis of the Group's revenue is as follows:

Revenue from contracts with customers	來自客戶合約之收入
---------------------------------------	-----------

3. 營業分類資料(續) 地區分類

(a) 來自外部客戶的收入

2023 二零二三年 RMB'000 人民幣千元	2022 二零二二年 RMB'000 人民幣千元
1,134,418	1,218,740
16,727	58,942
1,151,145	1,277,682

上述收入資料是根據客戶所在地釐定。

(b) 非流動資產

本集團的營運主要集中在中國大陸，本集團93%的非流動資產(不包括遞延稅項資產及於一間聯營公司之投資)集中在中國大陸，故非流動資產的地區資料進一步分析並未呈報。

4. 收入、其他收入及收益

本集團收入的分析如下：

2023 二零二三年 RMB'000 人民幣千元	2022 二零二二年 RMB'000 人民幣千元
1,151,145	1,277,682

Notes to Financial Statements

財務報表附註

31 December 2023 於二零二三年十二月三十一日

4. REVENUE, OTHER INCOME AND GAINS (Cont'd)

REVENUE FROM CONTRACTS WITH CUSTOMERS

(i) Disaggregated revenue information

For the year ended 31 December 2023

Segments 分類

Types of goods or services 商品或服務類型

Sale of pharmaceutical products 醫藥產品銷售

Rendering of pilot test services 提供試驗測試服務

Total 總數

Geographical markets 地區市場

Chinese Mainland 中國大陸

Other countries 其他國家

Total 總數

Timing of revenue recognition 收入確認時間

Goods transferred at a point in time 於一個時間點轉讓貨物

Services transferred over time 於一段時間提供服務

Total 總數

4. 收入、其他收入及收益(續)

來自客戶合約之收入

(i) 分拆收入資料

截至二零二三年十二月三十一日止年度

	Finished drugs	Intermediates	Total
		and bulk medicines	
	成藥	中間體及原料藥	總數
	RMB'000	RMB'000	RMB'000
	人民幣千元	人民幣千元	人民幣千元
	1,020,090	129,419	1,149,509
	1,636	-	1,636
Total	1,021,726	129,419	1,151,145
	1,016,460	117,958	1,134,418
	5,266	11,461	16,727
Total	1,021,726	129,419	1,151,145
	1,020,090	129,419	1,149,509
	1,636	-	1,636
Total	1,021,726	129,419	1,151,145

4. REVENUE, OTHER INCOME AND GAINS (Cont'd)
REVENUE FROM CONTRACTS WITH CUSTOMERS (Cont'd)

(i) Disaggregated revenue information (Cont'd)

For the year ended 31 December 2022

4. 收入、其他收入及收益(續)

來自客戶合約之收入(續)

(i) 分拆收入資料(續)

截至二零二二年十二月三十一日止年度

Segments	分類	Finished	Intermediates	Total
		drugs	and bulk medicines	
		成藥	中間體及原料藥	總數
		RMB'000	RMB'000	RMB'000
		人民幣千元	人民幣千元	人民幣千元
Types of goods or services	商品或服務類型			
Sale of pharmaceutical products	醫藥產品銷售	1,136,219	140,286	1,276,505
Rendering of pilot test services	提供試驗測試服務	1,022	155	1,177
Total	總數	1,137,241	140,441	1,277,682
Geographical markets	地區市場			
Chinese Mainland	中國大陸	1,133,680	85,060	1,218,740
Other countries	其他國家	3,561	55,381	58,942
Total	總數	1,137,241	140,441	1,277,682
Timing of revenue recognition	收入確認時間			
Goods transferred at a point in time	於一個時間點轉讓貨物	1,136,219	140,286	1,276,505
Services transferred over time	於一段時間提供服務	1,022	155	1,177
Total	總數	1,137,241	140,441	1,277,682

財務報表附註

31 December 2023 於二零二三年十二月三十一日

4. REVENUE, OTHER INCOME AND GAINS (Cont'd)

REVENUE FROM CONTRACTS WITH CUSTOMERS (Cont'd)

(i) Disaggregated revenue information (Cont'd)

The following table shows the amounts of revenue recognised in the current reporting period that were included in the contract liabilities at the beginning of the reporting period and recognised from performance obligations satisfied in previous periods:

Revenue recognised that was included in contract liabilities at the beginning of the reporting period:	報告期初計入合同負債的已確認收益：
Sale of pharmaceutical products	醫藥產品銷售

(ii) Performance obligations

Information about the Group's performance obligations is summarised below:

Sale of pharmaceutical products

The performance obligation is satisfied upon delivery of the pharmaceutical products and payment is generally due within 90 days from delivery, except for new customers, where payment in advance is normally required. Some contracts provide customers with volume rebates which give rise to variable consideration subject to constraint.

4. 收入、其他收入及收益(續)

來自客戶合約之收入(續)

(i) 分拆收入資料(續)

下表列示於本報告期間確認且於報告期初計入合同負債並從過往期間已履行履約責任確認的收益金額：

2023 二零二三年 RMB'000 人民幣千元	2022 二零二二年 RMB'000 人民幣千元
29,658	14,451

(ii) 履約責任

有關本集團履約責任的資料概述如下：

醫藥產品銷售

履約責任在交付醫藥產品時完成，付款通常在交貨後90天內到期，新客戶除外，新客戶通常需要預付款項。部分合約給予客戶批量折扣，因而產生了受限制的可變代價。

4. REVENUE, OTHER INCOME AND GAINS (Cont'd)

REVENUE FROM CONTRACTS WITH CUSTOMERS (Cont'd)

(ii) Performance obligations (Cont'd)

Rendering of pilot test services

The performance obligation is satisfied over time as services are rendered and short-term advances are normally required before rendering the services. Pilot test service contracts are for periods of one year or less, or are billed based on the time incurred.

The amounts of transaction price allocated to the remaining performance obligations (unsatisfied or partially unsatisfied) as at 31 December are as follows:

Amounts expected to be recognised as revenue:	預計將會被確認為收入的金額：
Within one year	一年以內

All the amounts of transaction prices allocated to the remaining performance obligations are expected to be recognised within one year. The amounts disclosed above do not include variable consideration which is constrained.

4. 收入、其他收入及收益(續)

來自客戶合約之收入(續)

(ii) 履約責任(續)

提供試驗測試服務

完成履約責任是在一段時間提供服務，並且在提供服務之前通常需要短期預付款。試驗測試服務合約為一年期或較短期間，或根據產生的時間收費。

於十二月三十一日，分配給未完成履約責任(未完成或部分未完成)的交易價格金額如下：

2023 二零二三年 RMB'000 人民幣千元	2022 二零二二年 RMB'000 人民幣千元
17,896	29,658

所有未完的履約責任的交易價格金額將在一年內得到確認。上面披露的金額不包括受限制的可變代價。

Notes to Financial Statements

財務報表附註

31 December 2023 於二零二三年十二月三十一日

4. REVENUE, OTHER INCOME AND GAINS (Cont'd)

4. 收入、其他收入及收益(續)

		2023	2022
		二零二三年	二零二二年
		RMB'000	RMB'000
		人民幣千元	人民幣千元
Other income	其他收入		
Bank interest income	銀行利息收入	22,086	17,658
Government grants	政府撥款	11,729	18,753
Loan interest income	貸款利息收入	3,841	1,717
Dividend income from financial assets at fair value through profit or loss	以公允值計量且其變動計入 損益之財務資產的股息收入	627	477
Rental income	租金收入	229	213
Others	其他	1,448	904
Total other income	其他收入總額	39,960	39,722
Gains	收益		
Government relocation compensation	政府拆遷補償	139,833	-
Fair value gain on financial assets at fair value through profit or loss, net	以公允值計量且其變動計入損益之 財務資產公允值收益·淨額	5,677	7,204
Gain on sales of scrapped materials	出售廢品的收益	301	344
Gain on disposal of assets held for sale	出售待出售資產的收益	-	39,670
Gain on termination of a lease	終止租約的收益	-	8
Total gains	收益總數	145,811	47,226
Total other income and gains	其他收入及收益總數	185,771	86,948

5. OTHER EXPENSES

Provision of inventories	存貨撥備
Foreign exchange losses, net	匯兌虧損·淨額
Write-off of obsolete stocks	撇銷過時存貨
Impairment of trade receivables	應收貿易款項之減值
Donations	捐款
Loss on disposal of items of property, plant and equipment	出售物業、廠房及設備項目 之虧損
Others	其他
Total	總數

5. 其他費用

2023 二零二三年 RMB'000 人民幣千元	2022 二零二二年 RMB'000 人民幣千元
10,936	4,097
5,526	4,537
2,104	2,776
686	2,435
273	199
255	830
468	672
20,248	15,546

6. FINANCE COSTS

Interest on bank loans	銀行貸款之利息
Interest on discounted notes receivable	應收票據貼現之利息
Interest on lease liabilities	租賃負債之利息
Total	總數

6. 財務費用

2023 二零二三年 RMB'000 人民幣千元	2022 二零二二年 RMB'000 人民幣千元
594	—
351	296
44	75
989	371

Notes to Financial Statements

財務報表附註

31 December 2023 於二零二三年十二月三十一日

7. PROFIT BEFORE TAX

The Group's profit before tax is arrived at after charging/(crediting):

7. 除稅前溢利

本集團的除稅前溢利乃經扣除／(計入)下列各項後釐定：

			2023	2022
		Notes	二零二三年	二零二二年
		附註	RMB'000	RMB'000
			人民幣千元	人民幣千元
Cost of sales*	銷售成本*		509,626	504,131
Depreciation of property, plant and equipment	物業、廠房及設備折舊	14	61,260	49,686
Depreciation of investment properties	投資性物業折舊		43	–
Depreciation of right-of-use assets**	使用權資產折舊**	15	3,409	3,435
Research and development costs:	研究及開發成本：	18		
Amortisation of intangible assets***	無形資產攤銷***		6,197	4,679
Current year expenditure	本年度支出		84,611	74,799
Total	總數		90,808	79,478
Lease payments not included in the measurement of lease liabilities	不包括租賃負債計量之租金		2,428	2,040
Auditors' remuneration:	核數師酬金：			
Statutory audit service	法定的核數服務		2,260	2,200
Employee benefit expense (including directors' and chief executive officer's remuneration (note 8)):	僱員福利開支(包括董事及總裁酬金(附註8))：			
Wages and salaries	工資及薪金		167,835	149,384
Equity-settled share option expense	以股權支付的購股權開支		(1,019)	(4,910)
Retirement benefits	退休福利		12,498	10,542
Accommodation benefits	住房福利		7,266	5,969
Other benefits	其他福利		25,200	22,645
Total	總數		211,780	183,630

7. PROFIT BEFORE TAX (Cont'd)

The Group's profit before tax is arrived at after charging/(crediting):
(Cont'd)

7. 除稅前溢利(續)

本集團的除稅前溢利乃經扣除/(計入)下列各項後釐定：(續)

			2023 二零二三年 RMB'000 人民幣千元	2022 二零二二年 RMB'000 人民幣千元
Foreign exchange differences, net	匯兌差額，淨額	5	5,526	4,537
Provision of inventories	存貨撥備	5	10,936	4,097
Impairment of trade receivables	應收款項之減值	5	686	2,435
Fair value gain on financial assets at fair value through profit or loss, net	以公允值計量且其變動計入損益之財務資產收益，淨額	4	(5,677)	(7,204)
Bank interest income	銀行利息收入	4	(22,086)	(17,658)
Gain on disposal of assets held for sale	出售待出售資產的收益	4	-	(39,670)
Government relocation compensation	政府拆遷補償	4	(139,833)	-
Loss on disposal of items of property, plant and equipment	出售物業、廠房及設備等項目的虧損	5	255	830

* The depreciation of RMB42,526,000 for the year (2022: RMB34,073,000) is included in "manufacturing costs".

* 本年度折舊其中人民幣42,526,000元(二零二二年：人民幣34,073,000元)已計入「製造費用」。

** The depreciation of right-of-use assets for the year is included in "Administrative expenses" on the face of the consolidated statement of profit or loss.

** 年內的使用權資產折舊計入綜合損益表的「行政費用」。

*** The amortisation of intangible assets amounted to RMB6,197,000 (2022: RMB4,679,000) for the year is included in "Research and development costs" on the face of the consolidated statement of profit or loss.

*** 本年度無形資產攤銷其中人民幣6,197,000元(二零二二年：人民幣4,679,000元)已計入綜合損益表的「研究及開發成本」。

Notes to Financial Statements

財務報表附註

31 December 2023 於二零二三年十二月三十一日

8. DIRECTORS' AND CHIEF EXECUTIVE OFFICER'S REMUNERATION

Directors' and chief executive officer's remuneration for the year, disclosed pursuant to the Listing Rules, section 383(1)(a), (b), (c) and (f) of the Hong Kong Companies Ordinance and Part 2 of the Companies (Disclosure of Information about Benefits of Directors) Regulation, is as follows:

Fees	袍金	
Other emoluments:	其他薪酬：	
Salaries, allowances and benefits in kind	薪金、津貼及實物福利	
Bonuses	獎金	
Equity-settled share option expense	以股權支付的購股權開支	
Pension scheme contributions	退休金計劃供款	
Subtotal	小計	
Total	總數	

(A) INDEPENDENT NON-EXECUTIVE DIRECTORS

The fees paid to independent non-executive directors during the year were as follows:

Mr. Lo Tung Sing, Tony	勞同聲先生
Mr. Ede, Ronald Hao Xi	EDE, Ronald Hao Xi 先生
Ms. Lam Ming Yee, Joan	林明儀女士
Total	總數

There were no other emoluments payable to the independent non-executive directors during the year (2022: Nil).

8. 董事及總裁酬金

根據上市規則及香港公司條例第383(1)(a)、(b)、(c)及(f)節及公司條例第二部(董事利益資料披露)所披露年內的董事及總裁酬金如下：

2023 二零二三年 RMB'000 人民幣千元	2022 二零二二年 RMB'000 人民幣千元
1,335	1,267
3,767	3,573
800	960
262	(3,328)
148	135
4,977	1,340
6,312	2,607

(A) 獨立非執行董事

本年度獨立非執行董事的袍金如下：

2023 二零二三年 RMB'000 人民幣千元	2022 二零二二年 RMB'000 人民幣千元
326	309
326	309
326	309
978	927

本年度並無應付獨立非執行董事的其他酬金(二零二二年：無)。

8. DIRECTORS' AND CHIEF EXECUTIVE OFFICER'S REMUNERATION (Cont'd)

8. 董事及總裁酬金(續)

(B) EXECUTIVE DIRECTORS, NON-EXECUTIVE DIRECTORS AND THE CHIEF EXECUTIVE OFFICER

(B) 執行董事、非執行董事及總裁

		Fees	Salaries, allowances and benefits in kind	Bonuses	Equity-settled share option expense	Pension scheme contributions	Total remuneration
		袍金 RMB'000 人民幣千元	薪金、津貼及實物福利 RMB'000 人民幣千元	獎金 RMB'000 人民幣千元	以股權支付的購股權開支 RMB'000 人民幣千元	退休金計劃供款 RMB'000 人民幣千元	酬金總額 RMB'000 人民幣千元
2023	二零二三年						
Executive directors:	執行董事：						
Ms. Li Kei Ling	李其玲女士	43	988	-	-	21	1,052
Mr. Huang Yung Lai	熊融禮先生	43	608	-	-	21	672
Subtotal	小計	86	1,596	-	-	42	1,724
Non-executive director:	非執行董事：						
Mr. Leung Hong Man	梁康民先生	271	-	-	-	-	271
Chief executive officer:	總裁：						
Mr. Wu Weixian*	吳偉賢先生*	-	2,171	800	262	106	3,339
Total	總數	357	3,767	800	262	148	5,334
2022	二零二二年						
Executive directors:	執行董事：						
Ms. Li Kei Ling	李其玲女士	41	938	-	-	20	999
Mr. Hung Yung Lai	熊融禮先生	41	577	-	-	20	638
Mr. Chen Shaojun	陳紹軍先生	-	264	-	(3,568)	3	(3,301)
Subtotal	小計	82	1,779	-	(3,568)	43	(1,664)
Non-executive director:	非執行董事：						
Mr. Leung Hong Man	梁康民先生	258	-	-	-	-	258
Chief executive officer:	總裁：						
Mr. Wu Weixian*	吳偉賢先生*	-	1,794	960	240	92	3,086
Total	總數	340	3,573	960	(3,328)	135	1,680

* Mr. Wu Weixian was appointed to act as the chief executive officer of the Company in February 2022. His remuneration after appointment as the chief executive officer comprised salaries, allowances and benefits in kind of RMB1,748,000, bonuses of RMB960,000, equity-settled share option expense of RMB240,000 and pension scheme contributions of RMB83,000.

* 吳偉賢先生於2022年2月獲委任為本公司總裁。其擔任本公司總裁後的薪酬包括薪金、津貼及實物福利人民幣1,748,000元、獎金人民幣960,000元、購股權支出人民幣240,000元及退休金計劃供款人民幣83,000元。

There was no arrangement under which a director waived or agreed to waive any remuneration during the year.

年內概無董事放棄或同意放棄任何酬金的安排。

Notes to Financial Statements

財務報表附註

31 December 2023 於二零二三年十二月三十一日

9. FIVE HIGHEST PAID EMPLOYEES

The five highest paid employees during the year included the chief executive officer, details of whose remuneration are set out in note 8 above. Details of the remuneration of the remaining four (2022: four) non-director and non-chief executive highest paid employees for the year are as follows:

Salaries, allowances and benefits in kind	薪金、津貼及實物福利
Equity-settled share option expense	以股權支付的購股權開支
Pension scheme contributions	退休金計劃供款
Total	總數

The number of non-director and non-chief executive, highest paid employees whose remuneration fell within the following bands is as follows:

Nil to HK\$1,000,000	零至港幣 1,000,000 元
HK\$1,000,001 to HK\$1,500,000	港幣 1,000,001 元至港幣 1,500,000 元
HK\$1,500,001 to HK\$2,000,000	港幣 1,500,001 元至港幣 2,000,000 元
Total	總數

9. 五位最高薪酬僱員

年內五位最高薪酬僱員包括總裁，彼等之酬金詳情載於上文附註8。餘下四位(二零二二年：四位)非董事及非總裁最高薪酬僱員於年內的薪酬如下：

2023 二零二三年 RMB'000 人民幣千元	2022 二零二二年 RMB'000 人民幣千元
5,542	4,699
241	119
235	217
6,018	5,035

酬金金額介乎下列組別的非董事及非總裁最高薪酬僱員的人數如下：

Number of employees 僱員人數	
2023 二零二三年	2022 二零二二年
-	-
1	3
3	1
4	4

10. RETIREMENT BENEFITS AND ACCOMMODATION BENEFITS

In compliance with the Mandatory Provident Fund Schemes Ordinance (the “MPF Ordinance”), the Company, Dawnrays International Company Limited, Dawnrays Pharma (Hong Kong) Limited and Dawnrays Biotechnology Capital (Asia) Limited have participated in the MPF Scheme, a defined contribution scheme managed by an independent trustee, to provide retirement benefits to their respective Hong Kong employees. Contributions to the MPF Scheme are made in accordance with the statutory limits prescribed by the MPF Ordinance.

As stipulated by the People’s Republic of China (the “PRC”) state regulations, the Chinese Mainland Subsidiaries participate in a defined contribution retirement scheme. All employees are entitled to an annual pension equal to a fixed proportion of the average basic salary amount of the geographical area of their last employment at their retirement dates. The Chinese China Subsidiaries are required to make contributions to the local social security bureau at 16% (2022: 16%) of the previous year’s average basic salary amount of the geographical area where the employees are employed by the Chinese Mainland Subsidiaries.

The Group has no further obligation for the payment of pension benefits beyond the annual contributions as set out above.

According to relevant rules and regulations of the PRC, the Chinese Mainland Subsidiaries and their employees are each required to make contributions to an accommodation fund 8% to 10% (2022: 8% to 10%) of the salaries and wages of the employees which is administered by the Public Accumulation Funds Administration Centre. There is no further obligation on the part of the Group except for such contributions to the accommodation fund.

As at 31 December 2023, the Group had no significant obligations apart from the contributions as stated above.

10. 退休福利及住房福利

遵照《強制性公積金計劃條例》(「強積金條例」)的規定，本公司、東瑞國際股份有限公司、東瑞藥業(香港)有限公司、及東瑞生物投資發展(亞洲)有限公司已加入一項強積金計劃(由獨立信託人管理之定額供款計劃)，為香港僱員提供退休福利。向強積金計劃作出的供款乃按照強積金條例所訂明的規定限額為定。

據中國國家法規規定，中國大陸附屬公司須參與養老保險計劃。所有僱員於其退休日均有權享按彼等最後受聘地的平均基本薪金的固定比例計算的年度退休金。中國大陸附屬公司須向當地社會保障局供款，供款按僱員受僱於中國大陸附屬公司地區去年的平均基本薪金的16%(二零二二年：16%)計算。

除上述的年度供款外，本集團並無義務支付其他退休福利。

根據中國的有關規則及法規，中國大陸附屬公司及彼等僱員各自須按僱員的薪金及工資的8%至10%(二零二二年：8%至10%)向一項由公積金管理中心管理的住房基金供款。除該項向有關住房基金的供款外，本集團並無其他責任。

於二零二三年十二月三十一日，除上述供款外，本集團並無其他重大責任。

財務報表附註

31 December 2023 於二零二三年十二月三十一日

11. INCOME TAX

The major components of income tax expense for the years ended 31 December 2023 and 2022 are:

Current income tax	當期所得稅
Charge for the year	本年度支出
Overprovision in prior years	過往年度超額撥備
Deferred income tax (note 29)	遞延稅項(附註29)
Total tax charge for the year	本年度稅項支出總額

Pursuant to section 6 of the Tax Concessions Law (1999 Revision) of the Cayman Islands, the Company has obtained an undertaking from the Governor-in-Council that no law which is enacted in the Cayman Islands imposing any tax to be levied on profits, income, gain or appreciation shall apply to the Company or its operations. The undertaking for the Company is for a period of 20 years from 8 October 2002. The qualification was renewed with extension period of 20 years from 19 September 2023. Accordingly, the Company is not subject to tax.

The subsidiaries incorporated in the British Virgin Islands (the "BVI") are not subject to income tax, as these subsidiaries do not have a place of business (other than a registered office only) or carry out any business in the BVI.

11. 所得稅

截至二零二三年及二零二二年十二月三十一日止年度所得稅支出的主要組成部分如下：

2023	2022
二零二三年	二零二二年
RMB'000	RMB'000
人民幣千元	人民幣千元
98,895	60,287
205	277
(7,710)	21,993
91,390	82,557

根據開曼群島稅務豁免法(一九九九年修訂本)第6條，本公司已獲得總督會同行政局保證：開曼群島並無法律對本公司或其業務的所得溢利、收入、收益或增值徵稅。對本公司的承諾將由二零零二年十月八日起有效二十年。該資格已續期，自二零二三年九月十九日起延長二十年。本公司毋須納稅。

於英屬維爾京群島註冊成立的附屬公司無須繳納所得稅，因該附屬公司於英屬維爾京群島並無營業地點(惟註冊辦事處除外)或經營任何業務。

11. INCOME TAX (Cont'd)

The Hong Kong subsidiaries are subject to tax at a statutory profit tax rate of 16.5% (2022: 16.5%) under the income tax rules and regulations of Hong Kong. No provision for Hong Kong profits tax has been made as the Group had no assessable profits arising in its respective Hong Kong subsidiaries during the year (2022: Nil).

According to the PRC Enterprise Income Tax Law effective from 1 January 2008, the Chinese Mainland Subsidiaries are all subject to income tax at the rate of 25% on their respective taxable income.

On 21 October 2008, Suzhou Dawnrays Pharmaceutical Co., Ltd. ("Suzhou Dawnrays Pharmaceutical") was qualified as a High-New Technology Enterprise ("HNTE") of Jiangsu Province. As a result, Suzhou Dawnrays Pharmaceutical was entitled to a concessionary rate of income tax at 15% for three years commencing on 1 January 2008. The qualification was renewed in 2023 and Suzhou Dawnrays Pharmaceutical was entitled to continue to enjoy the beneficial tax rate of 15% as an HNTE for the years through 2023 to 2025 and would apply for renewal of the qualification every three years.

On 2 December 2019, Fujian Dawnrays Pharmaceutical Co., Ltd. ("Fujian Dawnrays") was qualified as a HNTE of Fujian Province. As a result, Fujian Dawnrays was entitled to a concessionary rate of income tax at 15% for three years commencing on 1 January 2019. The qualification was renewed in 2022 and Fujian Dawnrays was entitled to continue to enjoy the beneficial tax rate of 15% as an HNTE for the years through 2022 to 2025 and would apply for renewal of the qualification every three years.

All other subsidiaries in Chinese Mainland were subject to corporate income tax at a rate of 25% in 2023.

11. 所得稅(續)

根據香港的所得稅規則與規例，香港附屬公司須按法定企業利得稅率16.5%（二零二二年：16.5%）繳稅。由於本集團於本年度在香港的各附屬公司並無產生應課稅溢利，故並無就香港利得稅作出撥備（二零二二年：無）。

根據於二零零八年一月一日起生效的中國企業所得稅法，中國大陸附屬公司須按其各自應課稅收入的25%所得稅率繳稅。

於二零零八年十月二十一日，蘇州東瑞製藥有限公司（「蘇州東瑞製藥」）獲取江蘇省高新技術企業（「高新技術企業」）資格。因此，蘇州東瑞製藥有權自二零零八年一月一日起的三年內享受15%的優惠所得稅率。該資格於二零二三年續期及蘇州東瑞製藥有資格以作為高新技術企業繼續享受15%的優惠稅率，由二零二三年至二零二五年，並每三年申請資格續期。

於二零一九年十二月二日，福建東瑞製藥有限公司（「福建東瑞」）獲取福建省高新技術企業資格。因此，福建東瑞有權自二零一九年一月一日起的三年內享受15%的優惠所得稅率。該資格於二零二二年續期及福建東瑞有資格以作為高新技術企業繼續享受15%的優惠稅率，由二零二二年至二零二五年，並每三年申請資格續期。

中國大陸的所有其他附屬公司於二零二三年須按25%稅率繳納企業所得稅。

Notes to Financial Statements

財務報表附註

31 December 2023 於二零二三年十二月三十一日

11. INCOME TAX (Cont'd)

A reconciliation of the tax expense applicable to profit before tax at the statutory rate for the country or jurisdiction in which the Company and the majority of its subsidiaries are domiciled to the tax expense at the effective tax rate, and a reconciliation of the applicable rate to the effective tax rate, are as follows:

11. 所得稅(續)

適用於除稅前溢利並以本公司及其大部份附屬公司註冊國家／司法權區法定稅率計算之稅項支出與以實際稅率計算之稅項支出對賬，以及適用稅率與實際稅率之對賬如下：

		2023 二零二三年 RMB'000 人民幣千元	2022 二零二二年 RMB'000 人民幣千元
Profit before tax	稅前溢利	414,057	438,408
At the PRC's statutory rate	按中國法定稅率	103,514	109,602
Tax effect of profits entitled to tax concession or lower tax rate enacted by local authorities	可享稅項優惠溢利或當地機關實行較低稅率之稅務影響	(47,301)	(41,305)
Effect of withholding tax at 5% on the distributable profits of the Group's PRC subsidiaries	本集團中國附屬公司之可分配利潤之5%預扣稅影響	22,946	20,286
Adjustments in respect of current income tax of previous periods	有關過往期間當期所得稅之調整	205	277
Expenses not deductible for tax	不可扣稅之開支	6,615	12,963
Tax credit for qualified research and development costs	符合加計扣除條件的研發成本抵免所得稅	(11,233)	(10,591)
Tax credit for qualified equipment expenditure for HNTes	符合加計扣除條件的設備支出抵免所得稅(對高新技術企業)	-	(7,982)
Tax losses not recognised	未確認稅項虧損	17,486	7,960
Tax losses utilised from previous periods	利用以前年度可抵扣稅項虧損	(842)	(8,653)
Tax charge at the Group's effective rate	按本集團實際稅率稅項支出	91,390	82,557

12. DIVIDENDS

Interim — HK\$0.015 (2022: HK\$0.015) per ordinary share	中期股息：每股普通股港幣0.015元 (二零二二年：港幣0.015元)
Proposed final — HK\$0.065 (2022: HK\$0.073) per ordinary share	擬派末期股息：每股普通股 港幣0.065元 (二零二二年：港幣0.073元)

The proposed final dividend for the year is subject to the approval of the Company's shareholders at the forthcoming annual general meeting.

13. EARNINGS PER SHARE ATTRIBUTABLE TO ORDINARY EQUITY HOLDERS OF THE PARENT

The calculation of basic earnings per share is based on the profit for the year attributable to ordinary equity holders of the parent, and the weighted average number of 1,499,620,000 shares (2022: 1,498,551,000 shares) in issue during the year.

The calculation of diluted earnings per share is based on the profit for the year attributable to ordinary equity holders of the parent. The weighted average number of ordinary shares used in the calculation is the number of ordinary shares in issue during the year, as used in the basic earnings per share calculation, and the weighted average number of ordinary shares assumed to have been issued at no consideration on the deemed exercise or conversion of all dilutive potential ordinary shares into ordinary shares.

12. 股息

2023 二零二三年 RMB'000 人民幣千元	2022 二零二二年 RMB'000 人民幣千元
21,038	20,173
89,670	95,975

本年度擬派發的末期股息需待本公司股東於股東週年大會通過。

13. 母公司普通股權益持有人應佔每股盈利

每股基本盈利是按母公司普通股權益持有人應佔本年度溢利及年內已發行1,499,620,000股之加權平均股數(二零二二年：1,498,551,000股)計算。

用作計算攤薄後每股盈利基於母公司普通股權益持有人應佔本年度溢利。用作計算之普通股股份之加權平均股數是指年內已發行普通股股數，如同用作計算每股基本盈利，加上可能因行使或轉換具攤薄作用的普通股而假設將會無償發行的普通股之加權平均股數。

Notes to Financial Statements

財務報表附註

31 December 2023 於二零二三年十二月三十一日

13. EARNINGS PER SHARE ATTRIBUTABLE TO ORDINARY EQUITY HOLDERS OF THE PARENT (Cont'd)

The calculations of basic and diluted earnings per share are based on:

13. 母公司普通股權益持有人應佔每股盈利 (續)

下列為用作計算每股基本盈利及攤薄後每股盈利的數據：

		2023 二零二三年 RMB'000 人民幣千元	2022 二零二二年 RMB'000 人民幣千元
Earnings	盈利		
Profit attributable to ordinary equity holders of the parent	母公司普通股權益持有人應佔溢利	326,000	358,057
Number of shares 股份數量			
		2023 二零二三年 Thousands 千位	2022 二零二二年 Thousands 千位
Shares	股份		
Weighted average number of ordinary shares in issue during the year used in the basic earnings per share calculation	計算每股基本盈利所採用年內已發行普通股加權平均數	1,499,620	1,498,551
Effect of dilution — weighted average number of ordinary shares:	具攤薄影響 — 加權平均普通股股數：		
Share options	購股權	2,982	3,759
Total	總數	1,502,602	1,502,310

14. PROPERTY, PLANT AND EQUIPMENT

14. 物業、廠房及設備

		Leasehold improvements 租賃資產改良工程 RMB'000 人民幣千元	Buildings 樓宇 RMB'000 人民幣千元	Machinery and other equipment 機器及其他設備 RMB'000 人民幣千元	Office equipment 辦公室設備 RMB'000 人民幣千元	Motor vehicles 汽車 RMB'000 人民幣千元	Total 總額 RMB'000 人民幣千元
Cost:	成本:						
As at 1 January 2022	於二零二二年一月一日	6,587	243,416	595,772	14,045	14,341	874,161
Additions	添置	-	-	3,058	957	533	4,548
Transferred from construction in progress (note 16)	在建工程轉撥(附註16)	-	287,909	94,006	1,763	1,310	384,988
Disposals	出售	-	(397)	(2,565)	(561)	(1,368)	(4,891)
Exchange realignment	匯兌調整	56	347	30	39	42	514
As at 31 December 2022 and 1 January 2023	於二零二二年十二月三十一日 及二零二三年一月一日	6,643	531,275	690,301	16,243	14,858	1,259,320
Additions	添置	-	-	2,672	586	487	3,745
Transferred from construction in progress (note 16)	在建工程轉撥(附註16)	-	152,329	60,126	652	208	213,315
Disposals	出售	-	(99,001)	(295,837)	(2,179)	(2,415)	(399,432)
Exchange realignment	匯兌調整	21	134	7	14	16	192
As at 31 December 2023	於二零二三年十二月三十一日	6,664	584,737	457,269	15,316	13,154	1,077,140
Accumulated depreciation and impairment:	累計折舊及減值:						
As at 1 January 2022	於二零二二年一月一日	3,566	120,997	370,827	9,945	11,896	517,231
Depreciation provided for the year	年內折舊撥備	2,338	14,034	31,414	1,373	527	49,686
Disposals	出售	-	(146)	(2,087)	(495)	(1,238)	(3,966)
Exchange realignment	匯兌調整	21	129	17	38	42	247
As at 31 December 2022 and 1 January 2023	於二零二二年十二月三十一日 及二零二三年一月一日	5,925	135,014	400,171	10,861	11,227	563,198
Depreciation provided for the year	年內折舊撥備	730	22,746	35,506	1,503	775	61,260
Disposals	出售	-	(70,292)	(231,924)	(1,941)	(2,167)	(306,324)
Exchange realignment	匯兌調整	9	53	7	14	16	99
As at 31 December 2023	於二零二三年十二月三十一日	6,664	87,521	203,760	10,437	9,851	318,233
Net book value:	賬面淨值:						
As at 31 December 2023	於二零二三年十二月三十一日	-	497,216	253,509	4,879	3,303	758,907
As at 31 December 2022	於二零二二年十二月三十一日	718	396,261	290,130	5,382	3,631	696,122

財務報表附註

31 December 2023 於二零二三年十二月三十一日

15. LEASES

THE GROUP AS A LESSEE

The Group has lease contracts for various items of property and office equipment used in its operations. Lump sum payments were made upfront to acquire the leased land from the owners with lease periods of 40 to 50 years, and no ongoing payments will be made under the terms of these land leases. Leases of office buildings generally have lease terms between 3 and 5 years. Office equipment generally has lease terms of 12 months or less and/or is individually of low value. Generally, the Group is restricted from assigning and subleasing the leased assets outside the Group.

(a) Right-of-use assets

The carrying amounts of the Group's right-of-use assets and the movements during the year are as follows:

As at 1 January 2022	於二零二二年一月一日
Additions	添置
Disposal	出售
Depreciation charge	折舊扣除
Exchange realignment	匯兌調整
As at 31 December 2022 and 1 January 2023	於二零二二年十二月三十一日 及二零二三年一月一日
Disposals	出售
Depreciation charge	折舊扣除
Exchange realignment	匯兌調整
As at 31 December 2023	於二零二三年十二月三十一日

15. 租賃

本集團作為承租人

本集團擁有在經營中使用的各項物業及辦公室設備的租賃合約。已提前作出一次性付款以向擁有人收購租賃期為40至50年的租賃土地，並且根據這些土地租賃的條款不會有後續付款。辦公樓的租賃期通常為3至5年。辦公室設備的租賃期通常為12個月或更短及／或個別價值較低。一般而言，本集團不可向本集團以外人士轉讓及分租租賃資產。

(a) 使用權資產

年內本集團之使用權資產賬面值及變動如下：

Leasehold land 租賃土地 RMB'000 人民幣千元	Office buildings 辦公樓 RMB'000 人民幣千元	Total 總額 RMB'000 人民幣千元
108,883	1,872	110,755
-	355	355
-	(512)	(512)
(2,841)	(594)	(3,435)
2,440	-	2,440
108,482	1,121	109,603
(5,891)	-	(5,891)
(2,751)	(658)	(3,409)
1,153	-	1,153
100,993	463	101,456

15. LEASES (Cont'd)

THE GROUP AS A LESSEE (Cont'd)

(b) Lease liabilities

The carrying amount of lease liabilities and the movements during the year are as follows:

Carrying amount at 1 January	於一月一日之賬面值	
New leases	新租賃	
Disposal	出售	
Accretion of interest recognised during the year	年內應計利息確認	
Payments	付款	
Carrying amount at 31 December	於十二月三十一日之賬面值	
Analysed into:	分析為：	
Current portion	流動部分	
Non-current portion	非流動部分	

The maturity analysis of lease liabilities is disclosed in note 36 to the financial statements.

The Group applied the practical expedient to all eligible covid-19-related rent concessions granted by the lessors during the year ended 31 December 2022.

15. 租賃(續)

本集團作為承租人(續)

(b) 租賃負債

年內本集團之租賃負債賬面值及變動如下：

2023 二零二三年 RMB'000 人民幣千元	2022 二零二二年 RMB'000 人民幣千元
1,978	2,507
–	355
–	(520)
44	75
(1,555)	(439)
467	1,978
364	1,534
103	444

租賃負債的到期日分析於財務報表附註36披露。

本集團已對出租人於截止二零二二年十二月三十一日止年度內給予所有符合資格與Covid-19相關的租金優惠運用實際權宜方法。

Notes to Financial Statements

財務報表附註

31 December 2023 於二零二三年十二月三十一日

15. LEASES (Cont'd)

THE GROUP AS A LESSEE (Cont'd)

(c) The amounts recognised in profit or loss in relation to leases are as follows:

Interest on lease liabilities	租賃負債利息
Depreciation charge of right of-use assets	使用權資產折舊開支
Expense relating to leases of short-term leases	與短期租賃有關的開支
Termination of a lease	租約終止
Total amount recognised in profit or loss	損益中確認款項總額

15. 租賃(續)

本集團作為承租人(續)

(c) 於損益中確認的租賃相關款項如下：

2023 二零二三年 RMB'000 人民幣千元	2022 二零二二年 RMB'000 人民幣千元
44	75
3,409	3,435
2,428	2,040
-	(8)
5,881	5,542

16. CONSTRUCTION IN PROGRESS

As at 1 January	於一月一日
Additions	添置
Transferred to property, plant and equipment (note 14)	轉往物業、廠房及設備(附註14)
Disposals	出售
As at 31 December	於十二月三十一日

16. 在建工程

2023 二零二三年 RMB'000 人民幣千元	2022 二零二二年 RMB'000 人民幣千元
495,144	675,201
76,277	205,418
(213,315)	(384,988)
(1,208)	(487)
356,898	495,144

17. GOODWILL

17. 商譽

RMB'000
人民幣千元

At 1 January 2022 and 31 December 2022:	於二零二二年一月一日及 二零二二年十二月三十一日：	
Cost	成本	241,158
Accumulated impairment	累計減值	—
Net carrying amount	賬面淨值	241,158
Cost at 1 January 2023, net of accumulated impairment	於二零二三年一月一日之成本， 扣減累計減值的淨值	241,158
Cost and net carrying amount at 31 December 2023	於二零二三年十二月三十一日 之成本及賬面淨值	241,158
At 31 December 2023:	於二零二三年十二月三十一日：	
Cost	成本	241,158
Accumulated impairment	累計減值	—
Net carrying amount	賬面淨值	241,158

IMPAIRMENT TESTING OF GOODWILL AS OF 31 DECEMBER 2023

Goodwill acquired through business combinations is allocated to the Fujian Dawnrays Pharmaceutical Co., Ltd. (Fujian Dawnrays unit) as the cash-generating unit for impairment testing.

The recoverable amount of the Fujian Dawnrays unit has been determined based on a value in use calculation using cash flow projections based on financial budgets covering a five-year period approved by senior management. The discount rate applied to the cash flow projections was 17% (2022: 17%) and the cash flows beyond the five-year period were extrapolated using a terminal growth rate of 2.3% (2022: 2.3%), which was the same as the long term average growth rate of the pharmaceutical industry.

截止二零二三年十二月三十一日的商譽減值測試

通過業務合併獲得的商譽分配至福建東瑞製藥有限公司(福建東瑞單位)作現金產生單位進行減值測試。

福建東瑞單位的可收回金額是根據使用價值計算法釐定，該計算法是基於高級管理層所批准涵蓋五年期的財務預算案採用現金流量預測計算，應用於現金流量預測的貼現率為17% (二零二二年：17%)，而五年期以後的現金流量使用2.3% (二零二二年：2.3%) 的永久增長率推斷，該增長率與製藥行業的長期平均增長率相同。

17. GOODWILL (Cont'd)

IMPAIRMENT TESTING OF GOODWILL AS OF 31 DECEMBER 2023 (Cont'd)

Assumptions were used in the value in use calculation of the Fujian Dawnrays unit for 31 December 2023. The following describes each key assumption on which management has based its cash flow projections to undertake impairment testing of goodwill:

Revenue — The basis used to determine the budgeted revenue is based on the management's expectation of the future sales of drugs. The compound growth rate of revenue was estimated based on information available at the time of assessment, disregarding information that became available after the assessment. Such information includes current industry overview and estimated market development.

Budgeted gross margins — The basis used to determine the value assigned to the budgeted gross margins is the average gross margins achieved in the three years immediately before the budget year, increased for expected efficiency improvements, and expected market development.

Discount rates — The discount rates used are before tax and reflect specific risks relating to the relevant unit.

The values assigned to the key assumptions on market development of finished drugs and discount rates are consistent with external information sources.

The management of the Group assessed that any reasonably possible change in any of these assumptions would not cause the carrying amount of the Fujian Dawnrays unit to exceed its respective recoverable amount as at 31 December 2023.

17. 商譽(續)

截止二零二三年十二月三十一日的商譽減值測試(續)

在二零二三年十二月三十一日的福建東瑞單位的使用價值計算中使用了假設。以下描述了管理層基於其現金流量預測進行商譽減值測試的每個關鍵假設：

收入 — 用於確定預算收入的基礎是管理層對未來藥品銷售的預期。收入的複合增長率是根據評估時可獲得的信息估計，不考慮評估後可獲得的信息。這些信息包括當前的行業概況和估計的市場發展。

預算毛利率 — 預算毛利率是基於緊接預算年度之前的三年的平均毛利率，而且因預期效率改善和預期市場發展而有所提高。

貼現率 — 使用的貼現率是稅前的，並且反映了與相關單位有關的特定風險。

成藥市場發展及貼現率的關鍵假設所用數值與外部資料來源一致。

本集團管理層評估，任何該等假設的任何合理可能變動均不會導致福建東瑞單位於二零二三年十二月三十一日的賬面值高於其可回收金額。

18. OTHER INTANGIBLE ASSETS

18. 其他無形資產

		2023 二零二三年					2022 二零二二年				
		Deferred development costs*	Patent and licence	Software	Customer relationship	Total	Deferred development costs*	Patent and licence	Software	Customer relationship	Total
		遞延開發成本*	專利和許可	軟件	客戶關係	總額	遞延開發成本*	專利和許可	軟件	客戶關係	總額
		RMB'000	RMB'000	RMB'000	RMB'000	RMB'000	RMB'000	RMB'000	RMB'000	RMB'000	RMB'000
		人民幣千元	人民幣千元	人民幣千元	人民幣千元	人民幣千元	人民幣千元	人民幣千元	人民幣千元	人民幣千元	人民幣千元
Cost:	成本：										
As at 1 January	於一月一日	192,240	127,201	18,224	24,173	361,838	195,723	102,794	17,870	24,173	340,560
Additions	添置	12,177	-	284	-	12,461	18,324	2,600	379	-	21,303
Disposals	出售	(6,697)	-	-	-	(6,697)	-	-	(25)	-	(25)
Transfers	轉撥	(69,722)	69,722	-	-	-	(21,807)	21,807	-	-	-
As at 31 December	於十二月三十一日	127,998	196,923	18,508	24,173	367,602	192,240	127,201	18,224	24,173	361,838
Accumulated amortisation and impairment:	累計攤銷及減值：										
As at 1 January	於一月一日	6,697	46,396	4,855	8,863	66,811	6,697	37,544	2,860	6,446	53,547
Amortisation provided during the year	年內攤銷	-	14,717	2,047	2,417	19,181	-	8,852	2,020	2,417	13,289
Disposals	出售	(6,697)	-	-	-	(6,697)	-	-	(25)	-	(25)
As at 31 December	於十二月三十一日	-	61,113	6,902	11,280	79,295	6,697	46,396	4,855	8,863	66,811
Net book value:	賬面淨值：										
As at 31 December	於十二月三十一日	127,998	135,810	11,606	12,893	288,307	185,543	80,805	13,369	15,310	295,027
As at 1 January	於一月一日	185,543	80,805	13,369	15,310	295,027	189,026	65,250	15,010	17,727	287,013

* The deferred development costs include in-process research and development projects of RMB127,998,000 (2022: RMB185,543,000). These projects are not yet ready for use and are assessed to have indefinite useful lives.

* 於二零二三年十二月三十一日，遞延開發成本人民幣127,998,000元（二零二二年：人民幣185,543,000元）。該等項目尚未可供使用並被評估為可使用期無限。

Notes to Financial Statements

財務報表附註

31 December 2023 於二零二三年十二月三十一日

19. INVESTMENT IN AN ASSOCIATE

19. 於一間聯營公司之投資

		2023	2022
		二零二三年	二零二二年
		RMB'000	RMB'000
		人民幣千元	人民幣千元
Share of net assets	應佔淨資產	(79,792)	(38,859)
Goodwill on acquisition	收購時的商譽	64,204	64,204
Subtotal	小計	(15,588)	25,345
Loans to an associate	貸款予一間聯營公司	122,045	51,825
Total	總數	106,457	77,170

Particulars of the material associate as at 31 December 2023 are as follows:

於二零二三年十二月三十一日主要聯營公司之詳情如下：

Name	Place of incorporation/ registration and business	Percentage of ownership interest attributable to the Group	Principal activities
名稱	註冊／登記及經營地點	本集團應佔擁有權 權益百分比	主要業務
AD Pharmaceuticals Co., Ltd.	Chinese Mainland	35	Research and development of biotechnology and bio-pharmaceutical products
康融東方(廣東)醫藥有限公司	中國大陸		生物技術及生物醫藥產品研發

19. INVESTMENT IN AN ASSOCIATE (Cont'd)

Dawnrays Biotechnology, a wholly-owned subsidiary of the Group, and Akeso Biopharma Co., Ltd. (“Akeso Biopharma”) entered into an agreement to establish a joint venture, AD Pharmaceuticals Co., Ltd. (“AD Pharmaceuticals”), to co-develop innovative therapies. The total investment amount injected to AD Pharmaceuticals was RMB343,470,000, RMB185,000,000 of which shall be subscribed by Dawnrays Biotechnology. Dawnrays Biotechnology injected RMB185,000,000 capital from 2017 to 2021.

In April and May 2021, Dawnrays Biotechnology provided an unsecured interest-bearing loans to AD Pharmaceuticals. The total amount of the loan is RMB84,000,000 with an interest rate of 3.5% per annum for a term of five years. An amount of RMB35,000,000 of the loan has been repaid in October 2021. In January and February 2023, Dawnrays Biotechnology provided an unsecured interest-bearing loans to AD Pharmaceuticals. The total amount of the loan is RMB66,500,000 with an interest rate of 3.5% per annum for a term of five years. The loan to an associate is unsecured.

The purpose of the loan is to finance the business operation and clinical development of AD Pharmaceuticals. The carrying amount of the loan also includes accrued interest due from AD Pharmaceuticals.

As at 31 December 2023, in the opinion of the directors, these loans are unlikely to be repaid in the foreseeable future and are considered as part of the Group’s net investment in the associate. There was no recent history of default and past due amounts for the loans to an associate. As at 31 December 2023 and 2022, the loss allowances were assessed to be RMB15,588,000 and nil, respectively.

19. 於一間聯營公司之投資 (續)

本集團全資附屬公司東瑞生物及中山康方生物醫藥有限公司(「中山康方」)訂立合資協議及成立合營公司康融東方(廣東)醫藥有限公司(「康融東方」)以共同開發創新療法。注資康融東方的總投資額為人民幣343,470,000元，其中人民幣185,000,000元將會由東瑞生物認購。東瑞生物於二零一七年至二零二一年投入資本人民幣185,000,000元。

於二零二一年四月及五月，東瑞生物向康融東方提供一筆無抵押有息貸款共人民幣84,000,000元，年利率為3.5%，貸款期五年。人民幣35,000,000元貸款已於二零二一年十月償還。於二零二三年一月及二月，東瑞生物向康融東方提供一筆無抵押有息貸款共人民幣66,500,000元，年利率為3.5%，貸款期五年。向聯營公司提供的貸款是無抵押的。

貸款的目的是為了向康融東方的業務運營及臨床提供資金。貸款的賬面值亦包括康融東方所欠的預提利息。

於二零二三年十二月三十一日，董事認為，該等貸款不太可能在可預見的未來會償還，並被視為本集團對聯營公司淨投資的一部份，給予聯營公司貸款近期並無違約記錄及逾期金額。截至二零二三年及二零二二年十二月三十一日，可彌補的損失準備金分別為人民幣15,588,000元及零元。

Notes to Financial Statements

財務報表附註

31 December 2023 於二零二三年十二月三十一日

19. INVESTMENT IN AN ASSOCIATE (Cont'd)

The following table illustrates the summarised financial information in respect of AD Pharmaceuticals Co., Ltd. adjusted for any differences in accounting policies and reconciled to the carrying amount in the financial statements:

Current assets	流動資產
Non-current assets	非流動資產
Current liabilities	流動負債
Non-current liabilities	非流動負債
Net assets	淨資產
Reconciliation to the Group's interest in the associate:	與本集團於該聯營公司的權益對賬：
Proportion of the Group's ownership	本集團擁有權比例
Group's share of net assets of the associate, excluding goodwill	集團應佔聯營公司淨資產（不包括商譽）
Goodwill on acquisition	收購時的商譽
Carrying amount of the investment	投資賬面值
Revenue	收入
Loss for the year	本年度虧損

19. 於一間聯營公司之投資（續）

下表列示就會計政策任何差異作出調整並與財務報表內賬面值對賬的康融東方（廣東）醫藥有限公司的財務資料概要：

2023 二零二三年 RMB'000 人民幣千元	2022 二零二二年 RMB'000 人民幣千元
156,649	122,359
495,770	480,519
(179,246)	(243,186)
(701,149)	(470,716)
(227,976)	(111,024)
35%	35%
(79,792)	(38,859)
64,204	64,204
(15,588)	25,345
41,302	34,337
(116,952)	(176,871)

20. INVENTORIES

20. 存貨

		2023	2022
		二零二三年	二零二二年
		RMB'000	RMB'000
		人民幣千元	人民幣千元
Raw materials	原材料	116,540	115,199
Work in progress	在製品	35,496	73,116
Finished goods	製成品	70,258	59,436
		222,294	247,751
Less: Provision	減少：撥備	(11,187)	(6,005)
Total	總數	211,107	241,746

Notes to Financial Statements

財務報表附註

31 December 2023 於二零二三年十二月三十一日

21. TRADE AND NOTES RECEIVABLES

21. 應收貿易及票據款項

			2023	2022
		Notes	二零二三年	二零二二年
		附註	RMB'000	RMB'000
			人民幣千元	人民幣千元
Trade receivables	應收貿易款項	(i)	155,967	211,724
Notes receivable	應收票據款項	(ii)	169,611	194,022
			325,578	405,746
Impairment	減值		(3,582)	(2,896)
Net carrying amount	賬面淨值		321,996	402,850

Notes:

- (i) The Group's trading terms with its customers are mainly on credit, except for new customers, where payment in advance is normally required. The credit period is generally three months for major customers. Each customer has a credit limit. The Group seeks to maintain strict control over its outstanding receivables and has a credit control department to manage credit risk. Overdue balances are reviewed regularly by senior management. In view of the aforementioned and the fact that the Group's trade receivables relate to a large number of diversified customers, there is no significant concentration of credit risk. Trade and notes receivables are non-interest-bearing.

An ageing analysis of the trade receivables as at the end of the reporting period, based on the invoice date and net of loss allowance, is as follows:

附註：

- (i) 除新客戶一般需預繳款項外，本集團主要按信貸方式與客戶交易。而主要客戶信貸期一般為三個月。每位客戶均設有信貸限額。本集團嚴謹監察其未償還應收款項，並設有信貸監控部門管理信貸風險。高級管理層更會定期檢討逾期欠款。鑒於以上所述及目前本集團的應收貿易款項涉及大量不同客戶，因此並無高度集中的信貸風險。應收貿易及票據款項不計利息。

扣除撥備後和根據發票日期，於報告期末的應收貿易款項的賬齡分析如下：

			2023	2022
			二零二三年	二零二二年
			RMB'000	RMB'000
			人民幣千元	人民幣千元
Trade receivables	應收貿易款項			
Outstanding balances with ages:	按賬齡劃分的尚欠餘額：			
Within 90 days	90日內		125,049	192,630
Between 91 and 180 days	91至180日		18,180	10,075
Between 181 and 270 days	181至270日		5,801	3,250
Between 271 and 360 days	271至360日		2,531	1,741
Over one year	一年以上		824	1,132
Total	總數		152,385	208,828

21. TRADE AND NOTES RECEIVABLES (Cont'd)

Notes: (Cont'd)

(i) (Cont'd)

The movements in the loss allowance for impairment of trade receivables are as follows:

At beginning of year	年初
Impairment losses (note 7)	減值損失(附註7)
At end of year	年末

Receivables that were neither past due nor impaired related to a large number of diversified customers for whom there was no recent history of default.

From 1 January 2018, the Group has applied the simplified approach to provide impairment for ECLs prescribed by IFRS 9, which permits the use of the lifetime expected loss provision for all trade receivables. To measure the ECLs, trade receivables have been grouped based on shared credit risk characteristics and the days past due. The ECLs below also incorporate forward-looking information. The impairment is determined as follows:

Expected credit loss rate	預期信貸損失率
Gross carrying amount (RMB'000)	總賬面金額(人民幣千元)
Impairment (RMB'000)	減值(人民幣千元)

(ii) Notes receivable are held with a business model with the objective of both holding to collect contractual cash flows and selling as the Group sometimes endorses notes receivable to suppliers prior to their expiry date. These are classified and measured as debt instruments at fair value through other comprehensive income. Notes receivable are subject to impairment under the general approach. The Group estimated that the expected credit loss rate for notes receivable was minimal.

21. 應收貿易及票據款項(續)

附註:(續)

(i) (續)

應收貿易款項之減值損失變動如下:

2023	2022
二零二三年	二零二二年
RMB'000	RMB'000
人民幣千元	人民幣千元
2,896	461
686	2,435
3,582	2,896

未逾期及並無減值的應收款項乃與大量近期並無違約歷史的大量不同客戶有關。

自二零一八年一月一日起，本集團已採用簡化方法為國際財務報告準則第9號規定的預期信貸虧損計提減值，允許按照所有應收貿易款項的整個存續期內的預期損失金額計量損失準備。為計量預期信貸虧損，應收貿易款項已根據組合信用風險特徵和逾期天數進行分組。以下預期信貸虧損還包含前瞻性信息。減值情況如下：

2023	2022
二零二三年	二零二二年
2.30%	1.37%
155,967	211,724
3,582	2,896

(ii) 應收票據由於本集團有時會在到期日前將其背書給供應商，管理該等應收票據的業務模式既以收取合約現金流量為目標又以出售為目標。該等項目按透過其他全面收益以公允價列賬之債務工具進行分類及計量。應收票據按一般方式減值。本集團估計應收票據的預期信貸損失率極低。

21. TRADE AND NOTES RECEIVABLES (Cont'd)

Notes: (Cont'd)

(ii) (Cont'd)

Financial assets that are not derecognised in their entirety

As at 31 December 2023, the Group endorsed certain notes receivable accepted by banks in the PRC (the "Endorsed Notes") with a carrying amount of RMB54,556,000 (2022: RMB69,974,000) to certain of its suppliers in order to settle the trade payables due to such suppliers (the "Endorsement"). In the opinion of the directors, the Group has retained the substantial risks and rewards, which include default risks relating to such Endorsed Notes, and accordingly, it continued to recognise the full carrying amounts of the Endorsed Notes and the associated trade payables settled. Subsequent to the Endorsement, the Group does not retain any rights on the use of the Endorsed Notes, including sale, transfer or pledge of the Endorsed Notes to any other third parties. The aggregate carrying amounts of the trade payables and other payables settled by the Endorsed Notes during the year to which the suppliers have recourse were RMB33,426,000 (2022: RMB44,570,000) and RMB21,130,000 (2022: RMB25,404,000) as at 31 December 2023, respectively.

Financial assets that are derecognised in their entirety

As at 31 December 2023 the Group discounted certain notes receivable accepted by banks in the PRC (the "Discounted Notes") with a carrying amount of RMB15,060,000 (2022: RMB6,434,000). In the opinion of the directors, the Group has retained the substantial risks and rewards, which include default risks relating to such Discounted Notes, and accordingly, it continued to recognise the full carrying amounts of the Discounted Notes and the associated short-term borrowings. Subsequent to the discounting, the Group does not retain any rights on the use of the Discounted Notes, including sale, transfer or pledge of the Discounted Notes to any other third parties. The aggregate carrying amount of short-term borrowings arising from the Discounted Notes was RMB15,060,000 as at 31 December 2023.

As at 31 December 2023, the Group discounted certain note receivable accepted by banks in the PRC (the "Derecognised Notes") with a carrying amount of RMB62,434,000 (2022: RMB63,126,000). In the opinion of the directors, the risk of the Group being claimed by the holders of the Derecognised Notes is remote in the absence of a default of the accepted banks. The Group has not retained the substantial risks and rewards, which include default risks relating to such Derecognised Notes. The Group has transferred substantially all risks and rewards relating to the Derecognised Notes. Accordingly, it has derecognised the full carrying amounts of the Derecognised Notes. The maximum exposure to loss from the Group's continuing involvement in the Derecognised Notes and the undiscounted cash flows to repurchase these Derecognised Notes is equal to their carrying amounts. In the opinion of the directors, the fair values of the Group's continuing involvement in the Derecognised Notes are not significant.

21. 應收貿易及票據款項(續)

附註：(續)

(ii) (續)

未全部終止確認之財務資產

於二零二三年十二月三十一日，於中國的銀行接納本集團背書若干面值人民幣54,556,000元(二零二二年：人民幣69,974,000元)之應收票據(「背書票據」)予其若干供應商，以支付結欠該等供應商之應付貿易款(「背書」)。董事認為，本集團實質上仍保留風險及回報，當中包括相關背書票據之違約風險，因此，本集團持續確認背書票據之全額賬面值及結付相關應付貿易款。背書後，本集團並無保留任何使用背書票據之任何權利，包括出售、轉讓或抵押背書票據予任何其他第三方。年內，透過背書票據支付之供應商有追索權之應付貿易款及其他應付款項於二零二三年十二月三十一日之總賬面值分別為人民幣33,426,000元(二零二二年：人民幣44,570,000元)和人民幣21,130,000元(二零二二年：人民幣25,404,000元)。

全部終止確認之財務資產

於二零二三年十二月三十一日，於中國的銀行接納本集團貼現若干面值人民幣15,060,000元(二零二二年：人民幣6,434,000元)之應收票據(「貼現票據」)。董事認為，本集團實質上仍保留風險及回報，當中包括相關貼現票據之違約風險，因此，本集團持續確認貼現票據之全額賬面值及相關短期借貸。貼現後，本集團並無保留任何使用貼現票據之任何權利，包括出售、轉讓或抵押貼現票據予任何其他第三方。由貼現票據產生之短期借貸總賬面值於二零二三年十二月三十一日為人民幣15,060,000元。

於二零二三年十二月三十一日，於中國的銀行接納本集團貼現若干面值人民幣62,434,000元(二零二二年：人民幣63,126,000元)之應收票據(「終止確認票據」)。董事認為，已接納的銀行在沒有違約的情況下，本集團被終止確認票據持有人索賠的風險極低。本集團並無保留重大風險及回報，包括終止確認票據的違約風險。本集團已轉移有關終止確認票據的絕大部分風險及回報。因此，本集團已終止確認終止確認票據的全部賬面金額。本集團持續參與終止確認票據及購回該等終止確認票據的未貼現現金流量的最高損失風險相等於有關賬面金額。董事認為，本集團持續參與終止確認票據的公允價值並不重大。

22. PREPAYMENTS, OTHER RECEIVABLES AND OTHER ASSETS

22. 預付款、其他應收款項及其他資產

		2023	2022
		二零二三年	二零二二年
		RMB'000	RMB'000
		人民幣千元	人民幣千元
Current	流動		
Prepayments	預付款	13,397	14,985
Deposits and other receivables	按金及其他應收款項	106,999	88,797
Total	總數	120,396	103,782
Non-current	非流動		
Prepayment for purchase of buildings	購買樓宇預付款	7,564	7,564

As at 31 December 2023, other receivables of the Group were considered to be of low credit risk and thus the Group has assessed that the ECL for other receivables was immaterial under the 12-month expected loss method and no impairment provision is required.

None of the above assets is either past due or impaired. The financial assets included in the above balances relate to receivables for which there was no recent history of default and past due amounts. As at 31 December 2023 and 2022 the loss allowance was assessed to be minimal.

於二零二三年十二月三十一日，本集團的其他應收款項被視為信貸風險較低，以及本集團已評估其他應收款項於12個月內的預期信貸虧損並不重大，故無需減值撥備。

上述資產未有逾期及並無減值。上述結餘包括之財務資產與近期並無違約歷史及逾期款項的應收款項有關。於二零二三年和二零二二年十二月三十一日，虧損撥備被評估為極低。

Notes to Financial Statements

財務報表附註

31 December 2023 於二零二三年十二月三十一日

23. FINANCIAL ASSETS AT FAIR VALUE THROUGH PROFIT OR LOSS

23. 以公允值計量且其變動計入損益之財務資產

				2023	2022
				二零二三年	二零二二年
				RMB'000	RMB'000
				人民幣千元	人民幣千元
Current	流動				
Listed equity investments, at fair value	上市股權投資，按公允值	(i)	10,333	10,500	
Other unlisted investments, at fair value	其他非上市投資，按公允值	(ii)	150,538	170,857	
Total	總數		160,871	181,357	
Non-current	非流動				
Other unlisted equity investments, at fair value	其他非上市股權投資，按公允值	(iii)	20,000	-	

Notes:

- (i) Listed equity investments represented the Group's investments in public listed companies, which are quoted in an active market. The fair value of the listed equity investments is based on their quoted prices as of 31 December 2023 in an active market.

The above listed equity investments at 31 December 2023 were classified as financial assets at fair value through profit or loss as they were held for trading.

- (ii) The above unlisted investments at 31 December 2023 were floating interest rate principal-preservation type of wealth management products. They were mandatorily classified as financial assets at fair value through profit or loss as their contractual cash flows are not solely payments of principal and interest. The fair value of the wealth management products is based on the bank's quoted expected returns.

- (iii) Other unlisted equity investments represented the Group's investments in an unlisted company. The unlisted equity investments at 31 December 2023 were classified as financial assets at fair value through profit or loss in accordance with IFRS 9.

Notes
附註

附註：

- (i) 上市股權投資指本集團於公眾上市公司的投資，其擁有活躍市場報價。上市股權投資之公允值乃根據截至二零二三年十二月三十一日之活躍市場報價而定。

由於持作買賣，故上述於二零二三年十二月三十一日之上市股權投資被分類為以公允值計量且其變動計入損益之財務資產。

- (ii) 上述於二零二三年十二月三十一日之非上市投資為保本浮動利率類型理財產品。因其合約現金流量並非僅是本金及利息付款，該等理財產品被強制分類為按公允值計量且其變動計入損益之財務資產。理財產品的公允值乃根據銀行報價的預期回報而定。

- (iii) 其他非上市股權投資指本集團於一間非上市公司的投資。其他非上市股權投資之公允值於二零二三年十二月三十一日根據國際財務報告準則第9號分類為以公允值計量且其變動計入損益之財務資產。

24. CASH AND BANK BALANCES

24. 現金及銀行存款

		2023	2022
		二零二三年	二零二二年
		RMB'000	RMB'000
		人民幣千元	人民幣千元
Cash and cash in banks	現金及銀行存款	156,744	246,387
Short-term deposits	短期存款	749,082	565,295
Subtotal	小計	905,826	811,682
Less: Time deposit with maturity over three months	減：到期日超過三個月的定期存款	539,000	400,000
Cash and cash equivalents	現金及現金等價物	366,826	411,682

As at 31 December 2023, the cash and bank balances and short-term deposits of the Group denominated in RMB amounted to RMB669,599,000 (2022: RMB755,426,000) in Chinese Mainland. The RMB is not freely convertible into other currencies. However, under Chinese Mainland's Foreign Exchange Control Regulations and Administration of Settlement, Sale and Payment of Foreign Exchange Regulations, the Group is permitted to exchange RMB for other currencies through banks authorised to conduct foreign exchange business.

Cash at banks (including the restricted bank deposits and time deposits with maturity over three months) earns interest at floating rates based on daily bank deposit rates. Short-term time deposits are made for varying periods of between one day and three months depending on the immediate cash requirements of the Group, and earn interest at the respective short-term time deposit rates. The bank balances are deposited with creditworthy banks with no recent history of default. The carrying amounts of the cash and cash equivalents approximate to their fair values.

於二零二三年十二月三十一日，本集團於中國大陸有原幣為人民幣的現金及銀行存款與短期存款總值人民幣669,599,000元(二零二二年：人民幣755,426,000元)。人民幣並不可自由兌換為其他貨幣，然而，根據中國大陸外匯管制法規及結匯、售匯與付匯管理法規，本集團獲准透過特許進行外匯業務的銀行將人民幣兌換為其他貨幣。

銀行存款(包括受限制銀行存款及到期日超過三個月的定期存款)的利息基於每日銀行存款利率的浮動利率賺取。短期定期存款期限界乎一日至三個月不等，視乎本集團的現金需求而定，並以相應的短期定期存款利率賺取利息。銀行結餘已存入近期沒有不良拖欠、信譽良好的銀行中。現金和現金等價物的賬面值接近其公允值。

Notes to Financial Statements

財務報表附註

31 December 2023 於二零二三年十二月三十一日

25. TRADE AND NOTES PAYABLES

An ageing analysis of the trade payables and notes payable as at the end of the reporting period is as follows:

Outstanding balances with ages:	按賬齡劃分的尚欠餘額：
Within 90 days	90日內
Between 91 and 180 days	91至180日
Between 181 and 270 days	181至270日
Between 271 and 360 days	271至360日
Over one year	一年以上
Total	總數

The trade payables are non-interest-bearing and are normally settled on 90-day terms. During the year ended 31 December, the aggregate carrying amount of the trade payables settled by the Endorsed Notes to which the suppliers have recourse was RMB33,426,000 (note 21).

25. 應付貿易及票據款項

於報告期末的應付貿易及應付票據款項賬齡分析如下：

2023 二零二三年 RMB'000 人民幣千元	2022 二零二二年 RMB'000 人民幣千元
98,076	169,248
63,110	54,128
459	571
357	83
159	43
162,161	224,073

應付貿易款項乃不計利息及一般按九十日賒賬期繳付。於截至十二月三十一日止年度，透過背書票據支付之供應商有追索權之應付貿易款之總賬面值為人民幣33,426,000元(附註21)。

26. OTHER PAYABLES AND ACCRUALS

26. 其他應付款及預提費用

		Notes 附註	2023 二零二三年 RMB'000 人民幣千元	2022 二零二二年 RMB'000 人民幣千元
Contract liabilities	合約負債	(i)	17,896	29,658
Refund liabilities	退款負債		12,750	13,472
Accruals	預提費用		96,905	152,463
Taxes other than corporate income tax	除企業所得稅外的稅項		11,366	18,818
Payable for purchases of machinery and construction of buildings	新增機器及樓宇建築的應付款		152,046	271,373
Other payables	其他應付款	(ii)	50,166	30,284
Total	總數		341,129	516,068

Notes:

(i) Details of contract liabilities are as follows:

			31 December 2023 二零二三年 十二月三十一日 RMB'000 人民幣千元	31 December 2022 二零二二年 十二月三十一日 RMB'000 人民幣千元
Short-term advances received from customers	從客戶收到的短期預付款		17,153	29,058
Sales of goods	商品銷售		743	600
Rendering of pilot test services	提供試驗測試服務			
Total	總數		17,896	29,658

Contract liabilities include short-term advances received to deliver pharmaceutical products and render pilot test services.

(ii) Other payables are non-interest-bearing and have an average settlement term of six months. During the year ended 31 December, the aggregate carrying amount of other payables settled by the Endorsed Notes to which the suppliers have recourse was RMB21,130,000 (note 21).

附註：

(i) 合約負債詳情如下：

			31 December 2023 二零二三年 十二月三十一日 RMB'000 人民幣千元	31 December 2022 二零二二年 十二月三十一日 RMB'000 人民幣千元
Short-term advances received from customers	從客戶收到的短期預付款		17,153	29,058
Sales of goods	商品銷售		743	600
Rendering of pilot test services	提供試驗測試服務			
Total	總數		17,896	29,658

合約負債包括提供藥品及提供試驗測試服務的短期預付款。

(ii) 其他應付款乃不計利息及平均結算期為六個月。於截至十二月三十一日止年度，透過背書票據支付之供應商有追索權之其他應付款之總賬面值為人民幣21,130,000元(附註21)。

Notes to Financial Statements

財務報表附註

31 December 2023 於二零二三年十二月三十一日

27. INTEREST-BEARING BANK AND OTHER BORROWINGS

27. 計息銀行及其他借貸

		2023 二零二三年		
		Effective interest rate (%) 實際利率 (%)	Maturity 到期日	Equivalent 等值 RMB'000 人民幣千元
Current	短期			
Bank loans — secured	已抵押的銀行貸款 (a)	1.10–1.65	2024	15,060
Bank loans — unsecured	無抵押的銀行貸款	3.90	2024	5,000
Bank loans — unsecured	無抵押的銀行貸款	2.60	2024	100,000
Total-current	短期總數			120,060

		2022 二零二二年		
		Effective interest rate (%) 實際利率 (%)	Maturity 到期日	Equivalent 等值 RMB'000 人民幣千元
Current	短期			
Bank loans — secured	已抵押的銀行貸款	1.10–1.55	2023	6,434
Total-current	短期總數			6,434

27. INTEREST-BEARING BANK AND OTHER BORROWINGS (Cont'd)

The carrying amounts of borrowings are denominated in the following currencies:

RMB 人民幣

An analysis of the carrying amounts of borrowings by type of interest rate is as follows:

Fixed interest rate 固定利率

Note:

- (a) As at 31 December 2023 the Group discounted certain notes receivable accepted by certain banks in the PRC with a carrying amount of RMB15,060,000 and recorded the received payments from these banks as short-term borrowings secured by the discounted notes receivable because the directors of the Company assessed that the Group continued to retain the substantial risks and rewards of the discounted notes receivable.

As at 31 December 2023 the Group had aggregate bank facilities of approximately RMB1,270,000,000 (as at 31 December 2022: RMB1,370,000,000), of which the bank facilities of RMB106,725,744 (31 December 2022: RMB140,202,073) had been utilised.

27. 計息銀行及其他借貸(續)

借款賬面金額以下列貨幣計價：

2023 二零二三年 RMB'000 人民幣千元	2022 二零二二年 RMB'000 人民幣千元
120,060	6,434

按利率類型劃分的借款賬面金額分析如下：

2023 二零二三年 RMB'000 人民幣千元	2022 二零二二年 RMB'000 人民幣千元
120,060	6,434

- (a) 於二零二三年十二月三十一日，本集團已貼現若干銀行承兌的應收票據賬面值為人民幣15,060,000元，並以貼現的應收票據作為擔保把其已收銀行之款項作為短期借款，因為公司董事評估該等應收票據為公司持續保留風險和回報。

於二零二三年十二月三十一日，本集團的銀行信貸總額約人民幣1,270,000,000元(於二零二二年十二月三十一日：人民幣1,370,000,000元)，其中人民幣106,725,744元(於二零二二年十二月三十一日：人民幣140,202,073元)銀行信貸額度已被使用。

Notes to Financial Statements

財務報表附註

31 December 2023 於二零二三年十二月三十一日

28. GOVERNMENT GRANTS

28. 政府撥款

At 1 January	於一月一日
Recognised as income	計入綜合損益表
At 31 December	於十二月三十一日

2023 二零二三年 RMB'000 人民幣千元	2022 二零二二年 RMB'000 人民幣千元
300	600
(300)	(300)
-	300

Government grants include subsidies from the PRC government which are specifically for the capital expenditure incurred for plant and machinery, which is recognised as income over the useful life of the related assets. There are no unfulfilled conditions or contingencies relating to these grants.

政府撥款包括來自中國政府專門用於廠房和機器產生的資本開支補助，於相關資產可使用年內期內確認為收入。沒有與這些撥款相關的未滿足條件或有事項。

29. DEFERRED TAX

The movements in deferred tax assets and liabilities during the year are as follows:

DEFERRED TAX ASSETS

		Accrued expenses 預提費用 RMB'000 人民幣千元	Government grants 政府撥款 RMB'000 人民幣千元	Provisions 撥備 RMB'000 人民幣千元	Total 總數 RMB'000 人民幣千元
At 1 January 2022	於二零二二年一月一日	1,820	45	3,884	5,749
Deferred tax (charged)/credited to the consolidated statement of profit or loss during the year (note 11)	年內於綜合損益表(扣除)/計入之遞延稅項(附註11)	501	(22)	632	1,111
At 31 December 2022	於二零二二年十二月三十一日	2,321	23	4,516	6,860
At 31 December 2022 and 1 January 2023	於二零二二年十二月三十一日及二零二三年一月一日	2,321	23	4,516	6,860
Deferred tax (charged)/credited to the consolidated statement of profit or loss during the year (note 11)	年內於綜合損益表(扣除)/計入之遞延稅項(附註11)	(408)	15,769	(3,244)	12,117
At 31 December 2023	於二零二三年十二月三十一日	1,913	15,792	1,272	18,977

The Group has tax losses arising in Chinese Mainland of RMB127,271,000 (2022: RMB69,292,000) that will expire in one to five years and tax losses arising from the Company and its Hong Kong subsidiaries of RMB230,217,000 (2022: RMB212,087,000) for offsetting against future taxable profits for which no deferred tax assets have been recognised, as they have arisen in subsidiaries that have been loss-making for some time and it is uncertain that taxable profits will be available against which the tax losses can be utilised.

29. 遞延稅項

年內遞延稅項資產及負債之變動如下：

遞延稅項資產

		Accrued expenses 預提費用 RMB'000 人民幣千元	Government grants 政府撥款 RMB'000 人民幣千元	Provisions 撥備 RMB'000 人民幣千元	Total 總數 RMB'000 人民幣千元
At 1 January 2022	於二零二二年一月一日	1,820	45	3,884	5,749
Deferred tax (charged)/credited to the consolidated statement of profit or loss during the year (note 11)	年內於綜合損益表(扣除)/計入之遞延稅項(附註11)	501	(22)	632	1,111
At 31 December 2022	於二零二二年十二月三十一日	2,321	23	4,516	6,860
At 31 December 2022 and 1 January 2023	於二零二二年十二月三十一日及二零二三年一月一日	2,321	23	4,516	6,860
Deferred tax (charged)/credited to the consolidated statement of profit or loss during the year (note 11)	年內於綜合損益表(扣除)/計入之遞延稅項(附註11)	(408)	15,769	(3,244)	12,117
At 31 December 2023	於二零二三年十二月三十一日	1,913	15,792	1,272	18,977

本集團於中國大陸錄得稅項虧損人民幣127,271,000元(二零二二年：人民幣69,292,000元)，可用作抵銷將於一至五年內到期的未來應課稅溢利，及本公司及其香港附屬公司錄得稅項虧損人民幣230,217,000元(二零二二年：人民幣212,087,000元)可用作抵銷未來應課稅溢利，與該等虧損有關的遞延稅項資產尚未確認，因其出現於產生虧損已有一段時間的附屬公司，不確定是否會有應課稅溢利可用於抵銷該等稅項虧損。

Notes to Financial Statements

財務報表附註

31 December 2023 於二零二三年十二月三十一日

29. DEFERRED TAX (Cont'd)

DEFERRED TAX LIABILITIES

29. 遞延稅項(續)

遞延稅項負債

		Fair value adjustments arising from acquisition of subsidiaries	Fair value adjustments of financial assets at fair value through profit or loss 以公允價值 計量且其變動 收購附屬公司 產生的 公允價值調整 RMB'000 人民幣千元	Fair value adjustments of financial assets at fair value through profit or loss 以公允價值 計量且其變動 收購附屬公司 產生的 財務資產的 公允價值調整 RMB'000 人民幣千元	Depreciation allowance in excess of related depreciation 折舊免稅額 超過相關折舊 RMB'000 人民幣千元	Withholding taxes 預扣稅 RMB'000 人民幣千元	Total 總額 RMB'000 人民幣千元
At 1 January 2022	於二零二二年一月一日	11,964	4,318	4	50,585	66,871	
Deferred tax (credited)/charged to the consolidated statement of profit or loss during the year (note 11)	年內於綜合損益表 (計入)/扣除之 遞延稅項(附註11)	(829)	(4,189)	13,272	14,850	23,104	
At 31 December 2022 and 1 January 2023	於二零二二年十二月三十一日 及二零二三年一月一日	11,135	129	13,276	65,435	89,975	
Deferred tax (credited)/charged to the consolidated statement of profit or loss during the year (note 11)	年內於綜合損益表 (計入)/扣除之 遞延稅項(附註11)	(1,821)	(48)	217	6,059	4,407	
At 31 December 2023	於二零二三年十二月三十一日	9,314	81	13,493	71,494	94,382	

The Group is liable for withholding taxes on dividends distributed by those subsidiaries established in Chinese Mainland in respect of earnings generated from 1 January 2008. The applicable rate is 5% for the Group.

自二零零八年一月一日起，本集團須就在中國大陸成立的附屬公司所產生的盈利而分配的股息履行徵收預扣稅的義務。本集團的適用稅率為5%。

30. OTHER LIABILITIES

30. 其他負債

Government relocation compensation received 政府拆遷補償款

2023 二零二三年 RMB'000 人民幣千元	2022 二零二二年 RMB'000 人民幣千元
-	174,824

The government relocation compensation consisted of compensation received in prior years under the relocation compensation agreement entered into between the People's Government of Wuzhong Economic Development District, Suzhou City and Suzhou Dawnrays Pharmaceutical Co., Ltd., a wholly-owned subsidiary of the Group.

政府搬遷補償款包括根據蘇州市吳中經濟開發區人民政府與本集團全資子公司蘇州東瑞製藥有限公司簽訂的搬遷補償協議項下以前年度收到的補償款。

31. SHARE CAPITAL
SHARES31. 股本
股份

Authorised:
20,000,000,000 (2022: 20,000,000,000)
ordinary shares of HK\$0.05
(2022: HK\$0.05) each

法定：
20,000,000,000 股(二零二二年：
20,000,000,000 股)每股面值
港幣 0.05 元(二零二二年：
港幣 0.05 元)的普通股

Issued and fully paid:
1,500,247,000 (2022: 1,498,789,000)
ordinary shares of HK\$0.05
(2022: HK\$0.05) each

已發行及繳足：
1,500,247,000 股(二零二二年：
1,498,789,000 股)每股面值
港幣 0.05 元(二零二二年：
港幣 0.05 元)的普通股

Equivalent to RMB'000

等值人民幣千元

2023 二零二三年 HK\$'000 港幣千元	2022 二零二二年 HK\$'000 港幣千元
1,000,000	1,000,000
75,012	74,940
80,455	80,389

財務報表附註

31 December 2023 於二零二三年十二月三十一日

31. SHARE CAPITAL (Cont'd)

SHARES (Cont'd)

A summary of movements in the Company's share capital is as follows:

At 31 December 2022 and 1 January 2023	於二零二二年十二月三十一日 及二零二三年一月一日
Share options exercised	已行使的購股權
At 31 December 2023	於二零二三年十二月三十一日

31. 股本(續)

股份(續)

本公司股本的變動綜合如下：

Number of shares in issue 已發行股份數目	Issued capital 已發行股本 HK\$'000 港幣千元	Total 總額 HK\$'000 港幣千元
1,498,789,000	74,940	74,940
1,458,000	72	72
1,500,247,000	75,012	75,012

32. SHARE OPTION SCHEME

The Company adopted a share option scheme in 2013 (the "2013 Share Option Scheme"). The 2013 Share Option Scheme became effective on 21 June 2013 and was terminated at the annual general meeting on 25 May 2023.

The maximum number of shares issuable under share options to each eligible person in the 2013 Share Option Scheme within any 12-month period is limited to 1% of the shares of the Company in issue at any time. Any further grant of share options in excess of this limit is subject to shareholders' approval in a general meeting.

Share options granted to a director, chief executive officer or substantial shareholder of the Company, or to any of their associates, are subject to approval in advance by the independent non-executive directors. In addition, any share options granted to a substantial shareholder or an independent non-executive director of the Company, or to any of their associates, in excess of 0.1% of the shares of the Company in issue at any time or with an aggregate value (based on the closing price of the Company's shares at the date of grant) in excess of HK\$5 million, within any 12-month period, are subject to shareholders' approval in advance in a general meeting.

On 25 May 2023, the shareholders of the Company approved termination of the 2013 Share Option Scheme and the adoption of a new share option scheme (the "2023 Share Option Scheme"). The 2023 Share Option Scheme will remain in force for 10 years from adoption date until 24 May 2033.

32. 購股權計劃

本公司於二零一三年採納的購股權計劃(「二零一三購股權計劃」)，二零一三購股權計劃於二零一三年六月二十一日生效並於二零二三年五月二十五日股東週年大會被終止。

在任何12個月期間內授予二零一三購股權計劃的每位合資格參與者的購股權的可予發行最高股份數目，以本公司於任何時間的已發行股份1%為限。凡進一步授出超逾此限額的購股權，須在股東大會上獲股東批准。

授予本公司董事、總裁或主要股東或彼等任何關聯方購股權須事先取得獨立非執行董事批准。此外，如於任何12個月期間授予本公司主要股東或獨立非執行董事或彼等任何關聯方的任何購股權超逾本公司於任何時間的已發行股份的0.1%，或有關購股權的總值(根據本公司股份於購股權授出日期的收市價格計算)超逾港幣5百萬元，則須事先在股東大會上取得股東批准。

本公司股東於二零二三年五月二十五日批准終止二零一三購股權計劃及採納新購股權計劃(「二零二三購股權計劃」)。二零二三購股權計劃將自採納日起十年內持續有效至二零三三年五月二十四日。

32. SHARE OPTION SCHEME (Cont'd)

The 2023 Share Option Scheme mandate limit is the total number of shares which may be issued in respect of all options and share awards to be granted under the 2023 Share Option Scheme, share award scheme (if any) and any other share option scheme of the Company (if any), and shall not in aggregate exceed 10% of the total number of shares in issue on the adoption date of 2023 Share Option Scheme. The service provider sublimit, being a sublimit under the 2023 Share Option Scheme mandate limit, is the total number of shares which may be issued in respect of all options and share awards to be granted to the service providers under the 2023 Share Option Scheme, share award scheme (if any) and any other share option scheme of the Company (if any), and shall not in aggregate exceed 0.5% of the total number of shares in issue on the adoption date of 2023 Share Option Scheme.

The offer of a grant of share options may be accepted within 21 days from the date of offer, upon payment of a nominal consideration of HK\$10 by each grantee with no other consideration being payable by the grantee. An option may be exercised in accordance with the terms of the 2013 Share Option Scheme at any time during a period commencing on such date on or after the date on which the option is granted as the Board may determine in granting the option and expiring at the close of business on such date as the Board may determine in granting the option but in any event shall not exceed 10 years from the date of grant.

The exercise price of share options is determined by the directors, but may not be less than the higher of (i) the Stock Exchange closing price of the Company's shares on the date of offer of the share options; and (ii) the average Stock Exchange closing price of the Company's shares for the five trading days immediately preceding the date of offer, provided that the exercise price shall not be less than the nominal value of the ordinary shares of the Company.

There are no cash settlement alternatives. The Group does not have a past practice of cash settlement for these share options. The Group accounts for the share option scheme as an equity-settled plan.

Share options do not confer rights on the holders to dividends or to vote at shareholders' meetings.

No option was granted under the 2013 Share Option Scheme and 2023 Share Option Scheme during the year.

32. 購股權計劃(續)

二零二三購股權計劃的授權上限為可於所有就根據二零二三購股權計劃、股份獎勵計劃(如有)及本公司任何其他購股權計劃(如有)授予的購股權及股份獎勵而發行的股份總數，且該上限累計不得超過於二零二三購股權計劃採納日已發行股份總數的10%。服務提供者分項上限(為授權上限下的分項限額)為可於所有就根據二零二三購股權計劃、股份獎勵計劃(如有)及本公司任何其他購股權計劃(如有)向服務提供者授予的購股權及股份獎勵而發行的股份總數，且該上限累計不得超過於二零二三購股權計劃採納日已發行股份總數的0.5%。

授予購股權的建議應於建議日期起計21日內獲接納，承授人接納購股權時無須支付其他代價，惟須支付港幣10元的象徵式代價。由董事會在授出購股權之日或其後所釐定的日期起至董事會在授出購股權時釐定的日期的營業時間結束時止，可隨時(無論如何不得超過由授出日期起計十年)根據二零一三購股權計劃的條款行使購股權。

購股權的行權價由董事釐定，惟不得低於以下各項的較高者：(i)本公司股份於授出購股權當日在聯交所所報的收市價；及(ii)本公司股份於緊接授出日期前五個交易日在聯交所所報的平均收市價，惟行權價不得少於本公司普通股的面值。

沒有現金結算替代方案。本集團過往並無以現金結算該等購股權的慣例。本集團將購股權計劃作為權益結算計劃進行會計處理。

購股權並無賦予持有人可享有股息或於股東大會上投票的權利。

年內，並無依據二零一三購股權計劃及二零二三購股權計劃授出購股權。

Notes to Financial Statements

財務報表附註

31 December 2023 於二零二三年十二月三十一日

32. SHARE OPTION SCHEME (Cont'd)

The following share options were outstanding under the Scheme during the year:

		2023 二零二三年		2022 二零二二年	
		Weighted average exercise price	Number of options	Weighted average exercise price	Number of options
		加權平均 行權價 HK\$ per share 港幣每股	購股權數目 '000	加權平均 行權價 HK\$ per share 港幣每股	購股權數目 '000
At 1 January	於一月一日	1.349	55,192	1.461	91,824
Granted during the year	年內已授出	-	-	1.134	12,000
Exercised during the year	年內已行使	0.900	(1,458)	0.900	(452)
Lapsed/forfeited during the year	年內已失效/沒收	1.680	(15,140)	1.513	(48,180)
At 31 December	於十二月三十一日	1.236	38,594	1.349	55,192

32. 購股權計劃(續)

以下為該計劃於年內未行使的購股權：

The exercise prices and exercise periods of the share options outstanding as at the end of the reporting period are as follows:

於報告期末，未行使的購股權行權價及行使期間如下：

2023

二零二三年

Number of options 購股權數目 '000	Exercise price* 行權價* HK\$ per share 港幣每股	Exercise period 行使期間
6,612	1.500	09-01-2020 to 08-01-2025 [^]
9,900	1.380	28-08-2020 to 27-08-2025 [^]
8,082	0.900	26-08-2021 to 25-08-2026 [^]
3,000	1.470	31-03-2022 to 30-03-2027
11,000	1.134	29-04-2023 to 28-04-2028 [^]
38,594		

32. SHARE OPTION SCHEME (Cont'd)

2022

Number of options 購股權數目 '000	Exercise price* 行權價* HK\$ per share 港幣每股	Exercise period 行使期間
7,600	2.125	29-11-2018 to 28-11-2023 [#]
8,312	1.500	09-01-2020 to 08-01-2025
12,500	1.380	28-08-2020 to 27-08-2025
11,780	0.900	26-08-2021 to 25-08-2026
3,000	1.470	31-03-2022 to 30-03-2027
12,000	1.134	29-04-2023 to 28-04-2028
<u>55,192</u>		

* The exercise price of the share options is subject to adjustment in the case of rights or bonus issues, or other similar changes in the Company's share capital.

6,300,000 share options were expired and lapsed in 2023.

^ 8,840,000 share options were forfeited and lapsed in 2023.

32. 購股權計劃(續)

二零二二年

* 倘進行供股或發行紅股或本公司股本出現其他類似變動，則購股權的行權價須予以調整。

6,300,000 購股權於二零二三年到期及失效。

^ 8,840,000 購股權於二零二三年沒收及失效。

33. RESERVES

The amounts of the Group's reserves and the movements therein for the current and prior years are presented in the consolidated statement of changes in equity.

(I) CONTRIBUTED SURPLUS

The contributed surplus of the Group represents the difference between the then consolidated net assets of the subsidiaries acquired pursuant to the Group Reorganisation as set out in note 1, and the nominal value of the Company's shares issued in exchange therefor.

(II) STATUTORY SURPLUS RESERVE (THE "SSR")

In accordance with the Company Law of the PRC and the articles of association of the Chinese Mainland Subsidiaries, each of the Chinese Mainland Subsidiaries is required to allocate 10% of its profit after tax, as determined in accordance with the PRC generally accepted accounting principles, to the SSR until this reserve reaches 50% of its registered capital. Part of the SSR may be converted to increase the paid-up capital, provided that the remaining balance after the capitalisation is not less than 25% of the registered capital.

(III) EXCHANGE FLUCTUATION RESERVE

The exchange fluctuation reserve is used to record exchange differences arising from the translation of the financial statements of foreign subsidiaries.

(IV) SHARE OPTION RESERVE

The share option reserve of the Group represents the share-based payments reserve in respect of equity-settled share option arrangements.

(V) CAPITAL REDEMPTION RESERVE

Capital redemption reserve represents the nominal value of the shares repurchased.

33. 儲備

本集團儲備於本年度及過往年度的金額及變動已載於綜合權益變動表內。

(I) 繳入盈餘

本集團的繳入盈餘指根據附註1所載的集團重組所收購附屬公司當時的綜合資產淨值與本公司為換取有關資產而發行的本公司股份面值的差額。

(II) 法定盈餘公積金

根據中國公司法及中國附屬公司的公司章程，中國附屬公司各自須按中國公認會計準則，將其稅後溢利的10%分配至法定盈餘公積金，直至法定盈餘公積金達到其註冊資本的50%。部分法定盈餘公積金可轉為繳足股本以增加股本，惟資本化後的餘額不可低於註冊資本的25%。

(III) 匯兌波動儲備

匯兌波動儲備乃用作記錄換算外國附屬公司的財務報表所產生的匯兌差額。

(IV) 購股權儲備

本集團的購股權儲備是指與權益結算購股權安排有關的股份支付儲備。

(V) 資本購回儲備

資本購回儲備是指購回股份的面值。

34. FINANCIAL INSTRUMENTS BY CATEGORY

The carrying amounts of each of the categories of financial instruments as at the end of the reporting period are as follows:

Financial assets	財務資產	2023 二零二三年				2022 二零二二年			
		Financial assets at fair value through profit or loss 以公允價值計量且其變動計入損益之財務資產 RMB'000 人民幣千元	Financial assets at amortised cost 按攤銷成本計量之財務資產 RMB'000 人民幣千元	Financial assets at fair value through other comprehensive income 以公允價值計量且其變動計入其他全面收益之財務資產 RMB'000 人民幣千元	Total 總額 RMB'000 人民幣千元	Financial assets at fair value through profit or loss 以公允價值計量且其變動計入損益之財務資產 RMB'000 人民幣千元	Financial assets at amortised cost 按攤銷成本計量之財務資產 RMB'000 人民幣千元	Financial assets at fair value through other comprehensive income 以公允價值計量且其變動計入其他全面收益之財務資產 RMB'000 人民幣千元	Total 總額 RMB'000 人民幣千元
Trade and notes receivables	應收貿易及票據款項	-	152,385	169,611	321,996	-	208,828	194,022	402,850
Financial assets included in prepayments, other receivables and other assets	計入預付款、其他應收款項及其他資產之財務資產	-	106,999	-	106,999	-	88,797	-	88,797
Financial assets at fair value through profit or loss	以公允價值計量且其變動計入損益之財務資產	180,871	-	-	180,871	181,357	-	-	181,357
Loan to an associate	貸款予一間聯營公司	-	106,457	-	106,457	-	51,825	-	51,825
Cash and bank balances	現金及銀行存款	-	905,826	-	905,826	-	811,682	-	811,682
Total	總數	180,871	1,271,667	169,611	1,622,149	181,357	1,161,132	194,022	1,536,511

Financial liabilities

財務負債

		2023 二零二三年		2022 二零二二年	
		Financial liabilities at amortised cost 按攤銷成本計量之財務負債 RMB'000 人民幣千元		Financial liabilities at amortised cost 按攤銷成本計量之財務負債 RMB'000 人民幣千元	
Trade and notes payables	應付貿易及票據款項	162,161		224,073	
Derivative financial instruments	金融衍生工具	-		474	
Financial liabilities included in other payables and accruals (Note 26)	計入其他應付款及預提費用之財務負債(附註26)	299,117		454,120	
Interest-bearing bank and other borrowings	計息銀行及其他借貸	120,060		6,434	
Lease liabilities	租賃負債	467		1,978	
Total	總數	581,805		687,079	

34. 按類別劃分之金融工具

截至報告期末，各類金融工具的賬面值如下：

35. FAIR VALUE HIERARCHY OF FINANCIAL INSTRUMENTS

Management has assessed that the fair values of cash and cash equivalents, trade and notes receivables, trade and notes payables, financial assets included in prepayments, other receivables and other assets, loans to an associate, financial liabilities included in other payables and accruals, and interest-bearing bank and other borrowings approximate to their carrying amounts largely due to the short term maturities of these instruments.

The Group's finance department headed by the chief financial officer is responsible for determining the policies and procedures for the fair value measurement of financial instruments. The finance department reports directly to the chief financial officer. At each reporting date, the finance department analyses the movements in the values of financial instruments and determines the major inputs applied in the valuation. The valuation is reviewed and approved by the chief financial officer. The valuation process and results are discussed with the directors of the Company periodically for financial reporting.

The fair values of the financial assets and liabilities are included at the amount at which the instrument could be exchanged in a current transaction between willing parties, other than in a forced or liquidation sale. The following methods and assumptions were used to estimate the fair values:

The fair values of listed equity investments are based on quoted market prices.

The fair value of financial instruments that are not traded in an active market is determined by using valuation techniques. These valuation techniques maximise the use of observable market data where it is available and rely as little as possible on entity specific estimates. If all required significant inputs to fair value of an instrument are observable, the instruments are included in Level 2. If one or more of the significant inputs are not based on observable market data, the instruments are included in Level 3.

35. 金融工具之公允價值層級

管理層已評估現金及現金等價物、應收貿易及票據款項、應付貿易及票據款項、包括在預付款項中的財務資產、其他應收款和其他資產、貸款予一間聯營公司、包括在其他應付款項和預提費用中的財務負債，以及計息銀行和其他借款的公允價值與其賬面價值相近，主要是由於這些工具的期限較短。

本集團財務部由首席財務官領導，負責確定金融工具公允價值計量的政策和程序。財務部直接向首席財務官報告。在每個報告日，財務部門分析金融工具價值的變動並確定估值中應用的主要輸入值。估值由首席財務官審閱及批准。估值過程及結果會定期與本公司董事討論以作財務報告。

財務資產和負債的公允價值按自願方之間的當前交易（強製或清算出售除外）可交換工具的金額計入。公允價值的估計方法和假設如下：

上市股權投資的公允價值以市場報價為基礎。

未在活躍市場中交易的金融工具的公允價值採用估值技術確定。這些估值技術最大限度地利用可獲得的可觀察市場數據，並儘可能少地依賴實體特定估計。如果一項工具的公允價值所需的所有重要輸入值都是可觀察的，則該工具包含在第2級。如果一項或多項重要輸入不是基於可觀察的市場數據，則該工具包含在第3級。

35. FAIR VALUE HIERARCHY OF FINANCIAL INSTRUMENTS (Cont'd)

The Group invests in unlisted investments, which represent wealth management products issued by banks in Chinese Mainland. The Group has estimated the fair value of these unlisted investments by using a discounted cash flow valuation model based on the market interest rates of instruments with similar terms and risks.

The following tables illustrate the fair value measurement hierarchy of the Group's financial instruments:

Assets measured at fair value as at 31 December 2023:

Financial assets at fair value through profit or loss	以公允價值計量且其變動計入損益之財務資產
Financial assets at fair value through other comprehensive income	以公允價值計量且其變動計入其他全面收益
Total	總數

35. 金融工具之公允價值層級 (續)

本集團投資於非上市投資，代表中國內地銀行發行的理財產品。本集團根據具有類似條款和風險的工具的市場利率，採用折現現金流估值模型估計這些非上市投資的公允價值。

下表列明本集團金融工具的公允價值計量層級：

於二零二三年十二月三十一日按公允價值計量的資產：

Fair value measurement using 使用以下各項進行公允價值計量			
Quoted prices in active markets (Level 1) 於活躍市場 的報價第一級 RMB'000 人民幣千元	Significant observable inputs (Level 2) 重大可觀察 輸入值第二級 RMB'000 人民幣千元	Significant unobservable inputs (Level 3) 重大不可觀察 輸入值第三級 RMB'000 人民幣千元	Total 合計 RMB'000 人民幣千元
10,333	150,538	20,000	180,871
-	169,611	-	169,611
10,333	320,149	20,000	350,482

Notes to Financial Statements

財務報表附註

31 December 2023 於二零二三年十二月三十一日

35. FAIR VALUE HIERARCHY OF FINANCIAL INSTRUMENTS (Cont'd)

Assets measured at fair value as at 31 December 2022:

		Fair value measurement using 使用以下各項進行公允值計量			
		Quoted prices in active markets (Level 1) 於活躍市場 的報價第一級 RMB'000 人民幣千元	Significant observable inputs (Level 2) 重大可觀察 輸入值第二級 RMB'000 人民幣千元	Significant unobservable inputs (Level 3) 重大不可觀察 輸入值第三級 RMB'000 人民幣千元	Total 合計 RMB'000 人民幣千元
Financial assets at fair value through profit or loss	以公允值計量且其變動計入損益之財務資產	10,500	170,857	-	181,357
Financial assets at fair value through other comprehensive income	以公允值計量且其變動計入其他全面收益	-	194,022	-	194,022
Total	總數	10,500	364,879	-	375,379

The fair values of financial assets at fair value through profit and loss are based on future cash flows and expected yield rate.

The fair value of unlisted equity investments measured at fair value is determined using cost method. The directors of the Company consider that the fair value approximate to its investment cost as the investment was made close to the year-end.

During the years ended 31 December 2023 and 31 December 2022, there were no transfers of fair value measurements between Level 1 and Level 2 and no transfers into or out of Level 3.

The carrying amounts of cash and bank balances, trade and notes receivables, amounts due from related parties, trade and notes payables, financial assets included in prepayments, other receivables and other assets, interest-bearing bank and other borrowings, lease liabilities and financial liabilities included in other payables and accruals approximate to their fair values.

35. 金融工具之公允值層級 (續)

於二零二二年十二月三十一日按公允值計量的資產：

		Fair value measurement using 使用以下各項進行公允值計量			
		Quoted prices in active markets (Level 1) 於活躍市場 的報價第一級 RMB'000 人民幣千元	Significant observable inputs (Level 2) 重大可觀察 輸入值第二級 RMB'000 人民幣千元	Significant unobservable inputs (Level 3) 重大不可觀察 輸入值第三級 RMB'000 人民幣千元	Total 合計 RMB'000 人民幣千元
Financial assets at fair value through profit or loss	以公允值計量且其變動計入損益之財務資產	10,500	170,857	-	181,357
Financial assets at fair value through other comprehensive income	以公允值計量且其變動計入其他全面收益	-	194,022	-	194,022
Total	總數	10,500	364,879	-	375,379

以公允值計量且其變動計入損益之財務資產的公允值基於未來現金流量和預期收益率。

以公允值計量的非上市股權投資的公允值是採用成本法確認。本公司之董事認為由於該投資是於接近年末的時候完成，故其公允值與其投資成本相若。

截至二零二三年十二月三十一日止年度及二零二二年十二月三十一日止年度，第一級與第二級間並無公允值計量轉移，亦無轉入或移出第三級。

現金及銀行存款、應收貿易及票據款項、應收關聯方款項、應付貿易及票據款項、計入預付款，其他應收款項及其他資產之財務資產、計息銀行及其他借貸、租賃負債、計入其他應付款及預提費用之財務負債之賬面值與其公允值相若。

36. FINANCIAL RISK MANAGEMENT OBJECTIVES AND POLICIES

The Group has various other financial assets and liabilities such as trade receivables and trade payables, which arise directly from its operations.

The board of directors reviews and agrees policies for managing each of these risks and they are summarised below.

FOREIGN CURRENCY RISK

The Group does not have any significant investment outside of Chinese Mainland. However, the Group has transactional currency exposures. These exposures arise from sales of the Group's subsidiaries denominated in currencies other than the subsidiaries' functional currencies. Approximately 1.45% of the Group's sales for the year ended 31 December 2023 (2022: 4.61%) were denominated in currencies other than the functional currencies of the subsidiaries. Upon receipt of currencies other than the functional currency, the subsidiaries sell them to banks at a suitable time.

The following table demonstrates the sensitivity to a reasonably possible change in foreign currency exchange rate, with all other variables held constant, of the Group's profit before tax (due to changes in the fair value of monetary assets and liabilities).

36. 金融風險管理目標及對策

本集團擁有應收貿易款項及應付貿易款項等其他各種財務資產及負債，此乃由其經營直接產生。

以下為董事會檢討並同意管理上述每項風險的政策之概要。

外匯風險

本集團於中國大陸以外並無任何重大投資。然而，本集團仍面對交易貨幣風險。有關風險來自本集團的中國大陸附屬公司以其功能貨幣以外之貨幣進行之銷售。截至二零二三年十二月三十一日止年度，本集團約1.45%銷售(二零二二年：4.61%)乃以本集團的中國大陸附屬公司的功能貨幣以外之貨幣計值。於收到功能貨幣以外之貨幣後，本集團的中國大陸附屬公司會適時將該等貨幣售予銀行以兌換為功能貨幣。

下表列示在所有其他可變因素維持不變之情況下，本集團的除稅前溢利對外幣匯率出現合理可能變動的敏感度(由於貨幣資產及負債的公允值變動)。

		Change in foreign currency rate 外幣匯率變動	Increase/ (decrease) in profit before tax 對除稅前溢利 之增加/(減少) RMB'000 人民幣千元
2023	二零二三年		
If RMB strengthens against the US\$	倘人民幣兌美元升值	+5%	(1,085)
If RMB weakens against the US\$	倘人民幣兌美元貶值	-5%	1,085
2022	二零二二年		
If RMB strengthens against the US\$	倘人民幣兌美元升值	+5%	(1,204)
If RMB weakens against the US\$	倘人民幣兌美元貶值	-5%	1,204

財務報表附註

31 December 2023 於二零二三年十二月三十一日

36. FINANCIAL RISK MANAGEMENT OBJECTIVES AND POLICIES (Cont'd)

CREDIT RISK

The Group trades only with recognised and creditworthy third parties. It is the Group's policy that all customers who wish to trade on credit terms are subject to credit verification procedures. In addition, receivables and balances are monitored on an ongoing basis and the Group's exposure to bad debts is not significant.

MAXIMUM EXPOSURE AND YEAR-END STAGING

The tables below show the credit quality and the maximum exposure to credit risk based on the Group's credit policy, which is mainly based on past due information unless other information is available without undue cost or effort, and year-end staging classification as at 31 December.

The amounts presented are gross carrying amounts for financial assets.

As at 31 December 2023

36. 金融風險管理目標及對策(續)

信貸風險

本集團僅與該等信譽可靠的第三者進行交易。按照本集團的政策，所有擬按信貸期進行交易的客戶，必須經過信貸核實程序後，方可落實。此外，本集團會持續監察應收款項及結餘的情況，而本集團的壞賬風險並不重大。

最高風險及年結階段

下表載列基於本集團信貸政策之信貸質素及最高信貸風險，主要基於逾期資料(除非其他資料可在毋須過度的成本或投入獲得)，及於十二月三十一日之年結階段分類。

所呈列的金額指財務資產總賬面值。

於二零二三年十二月三十一日

		12-month ECLs 12個月 預期信貸虧損	Lifetime ECLs 存續期預期信貸虧損			
		Stage 1 第1階段 RMB'000 人民幣千元	Stage 2 第2階段 RMB'000 人民幣千元	Stage 3 第3階段 RMB'000 人民幣千元	Simplified approach 簡化方法 RMB'000 人民幣千元	Total 總計 RMB'000 人民幣千元
Loans to an associate	貸款予一間聯營公司	106,457	-	-	-	106,457
Trade receivables	應收貿易款項	-	-	-	155,967	155,967
Notes receivable	應收票據款項	169,611	-	-	-	169,611
Cash and bank balances	現金及銀行存款	905,826	-	-	-	905,826
Financial assets at fair value through profit or loss	以公允值計量且其變動 計入損益之財務資產	180,871	-	-	-	180,871
Financial assets included in prepayments, other receivables and other assets	計入預付款、其他應收 款項及其他資產之 財務資產	106,999	-	-	-	106,999
Total	總數	1,469,764	-	-	155,967	1,625,731

36. FINANCIAL RISK MANAGEMENT OBJECTIVES AND POLICIES (Cont'd)

MAXIMUM EXPOSURE AND YEAR-END STAGING (Cont'd)

As at 31 December 2022

36. 金融風險管理目標及對策(續)

最高風險及年結階段(續)

於二零二二年十二月三十一日

		12-month	Lifetime ECLs			Total	
		ECLs	Simplified				
		12個月	Stage 1	Stage 2	Stage 3	approach	Total
		預期信貸虧損	第1階段	第2階段	第3階段	簡化方法	總計
			RMB'000	RMB'000	RMB'000	RMB'000	RMB'000
			人民幣千元	人民幣千元	人民幣千元	人民幣千元	人民幣千元
Loan to an associate	貸款予一間聯營公司	51,825	–	–	–	–	51,825
Trade receivables	應收貿易款項	–	–	–	–	211,724	211,724
Notes receivable	應收票據款項	194,022	–	–	–	–	194,022
Cash and bank balances	現金及銀行存款	811,682	–	–	–	–	811,682
Financial assets at fair value through profit or loss	以公允值計量且其變動計入損益之財務資產	181,357	–	–	–	–	181,357
Financial assets included in prepayments, other receivables and other assets	計入預付款、其他應收款項及其他資產之財務資產	88,797	–	–	–	–	88,797
Total	總額	1,327,683	–	–	–	211,724	1,539,407

Since the Group trades only with recognised and creditworthy third parties, there is no requirement for collateral. Concentrations of credit risk are managed by customer/counterparty. There are no significant concentrations of credit risk within the Group.

由於本集團僅與該等享譽盛名兼信譽可靠的第三者進行交易，故不需要任何抵押。集中信貸風險由客戶／交易對手管理，因此本集團內並無任何重大集中信貸風險。

36. FINANCIAL RISK MANAGEMENT OBJECTIVES AND POLICIES (Cont'd)

CREDIT RISK

Credit risk is the risk of loss due to the inability or unwillingness of a counterparty to meet its contractual obligation. The Group has no concentration of credit risk from third party debtors. The carrying amounts of cash and bank balances, trade and notes receivables, financial assets included in prepayments, other receivables and other assets in the consolidated statement of financial position represent the Group's maximum exposure to credit risk in relation to its financial assets.

All cash and bank balances were deposited in high-credit-quality financial institutions without significant credit risk.

The Group has continued the policy to perform an assessment at 31 December 2023, of whether a financial instrument's credit risk has increased significantly since initial recognition, by considering grouping its other receivables into Stage 1 and Stage 2, as described below:

- Stage 1 — When other receivables are first recognised, the Group records an allowance based on 12-months ECLs
- Stage 2 — When other receivables have shown a significant increase in credit risk since origination, the Group records an allowance for the lifetime ECLs

Management also regularly reviews the recoverability of these receivables and follow up on the disputes or amounts overdue, if any. Management is of the opinion that the risk of default by counterparties is low.

36. 金融風險管理目標及對策(續)

信貸風險

信貸風險指交易對手無法或不願履行其合約責任而帶來的虧損風險。本集團並無來自第三方債務人之集中信貸風險。綜合財務狀況表中的現金及銀行存款、應收貿易及票據款項及計入預付款、其他應收款項及其他資產之財務資產的賬面值乃本集團就其財務資產承受的最大信貸風險。

所有現金及銀行存款均存入無重大信貸風險之信貸良好的金融機構。

本集團於二零二三年十二月三十一日繼續按照政策，以透過考慮將其他應收款項分組為階段1及階段2來評估金融工具之信貸風險是否自初始確認起已大幅增加，詳情如下：

- 階段1 — 當其他應收款項獲初始確認時，本集團基於12個月預期信貸虧損確認撥備
- 階段2 — 當其他應收款項自產生起顯示信貸風險大幅增加，本集團就存續期預期信貸虧損確認撥備

管理層亦定期檢討該等應收款項的可收回性，並對有關糾紛或逾期款項(如有)進行跟進。管理層認為，交易對手違約的風險較低。

36. FINANCIAL RISK MANAGEMENT OBJECTIVES AND POLICIES (Cont'd)

CREDIT RISK (Cont'd)

The Group considers the probability of default upon initial recognition of asset and whether there has been a significant increase in credit risk on an ongoing basis throughout each reporting period. To assess whether there is a significant increase in credit risk, the Group compares the risk of a default occurring on the asset as of the reporting date with the risk of default as of the date of initial recognition. It considers available reasonable and supportive forward-looking information.

The Group applies the simplified approach to providing for expected credit losses prescribed by IFRS 9, which permits the use of the lifetime expected loss provision for all trade receivables. The expected loss allowance provision for these balances was not material during the year ended 31 December 2023.

As at 31 December 2023, the credit rating of other receivables was graded performing. The Group assessed that the expected credit losses for these receivables were not material under the 12-month expected loss method. Thus, no loss allowance provision was recognised during the year ended 31 December 2023.

Further quantitative data in respect of the Group's exposure to credit risk arising from trade receivables and other receivables are disclosed in note 21 and note 22.

36. 金融風險管理目標及對策(續)

信貸風險(續)

本集團於初始確認資產時考慮違約的可能性，及信貸風險是於各報告期內按持續基準大幅增加。為評估信貸風險是否大幅增加，本集團比較資產於報告日期的違約風險與於初始確認日期的違約風險，並考慮所得合理及得到理據支持的前瞻性資料。

本集團採用簡化方法計提國際財務報告準則第9號所規定的預期信貸虧損，國際財務報告準則第9號允許使用存續期預期虧損計提應收貿易款項撥備。截至二零二三年十二月三十一日止年度，該等結餘的預期損失撥備金額並不重大。

於二零二三年十二月三十一日，本集團對其他應收款項進行信貸評級。本集團按12個月預計損失法評估該等應收款項的預期信貸虧損並不重大，故於截至二零二三年十二月三十一日止年度並未確認損失撥備金額。

有關本集團因應收貿易款項及其他應收款項所產生信貸風險的進一步定量資料乃披露於財務報表附註21及附註22。

Notes to Financial Statements

財務報表附註

31 December 2023 於二零二三年十二月三十一日

36. FINANCIAL RISK MANAGEMENT OBJECTIVES AND POLICIES (Cont'd)

LIQUIDITY RISK

The Group monitors its risk to a shortage of funds using a recurring liquidity planning tool. This tool considers the maturity of both its financial instruments and financial assets (e.g., trade receivables) and projected cash flows from operations.

The maturity profile of the Group's financial liabilities as at the end of the reporting period, based on the contractual undiscounted payments, was as follows:

36. 金融風險管理目標及對策(續)

流動資金風險

本集團透過採用經常性流動資金計劃工具，監察其資金短缺的風險。此工具會考慮其金融工具及財務資產(如應收貿易款項)的到期日以及來自經營業務的預期現金流量。

於報告期末本集團根據合約未貼現付款計算的財務負債之到期日簡述如下：

		2023					
		二零二三年					
		3 to					
		Less than	less than	1 to	Over	Total	
		3 months	12 months	5 years	5 years		
			三至少於				
	按要求	少於三個月	十二個月	一至五年	五年以上	總計	
	RMB'000	RMB'000	RMB'000	RMB'000	RMB'000	RMB'000	
	人民幣千元	人民幣千元	人民幣千元	人民幣千元	人民幣千元	人民幣千元	
Lease liabilities	租賃負債	-	39	329	110	-	478
Interest-bearing bank and other borrowings	計息銀行及其他借貸	-	7,194	113,843	-	-	121,037
Trade and notes payables	應付貿易及票據款項	2,741	98,075	61,345	-	-	162,161
Financial liabilities included in other payables and accruals	計入其他應付款及預提費用之財務負債	299,117	-	-	-	-	299,117
Total	總數	301,858	105,308	175,517	110	-	582,793

36. FINANCIAL RISK MANAGEMENT OBJECTIVES AND POLICIES (Cont'd)
LIQUIDITY RISK (Cont'd)

36. 金融風險管理目標及對策(續)

流動資金風險(續)

		2022					
		二零二二年					
		3 to					
		Less than	less than	1 to	Over	Total	
		3 months	12 months	5 years	5 years		
		On demand	三至少於				
		按要求	十二個月	一至五年	五年以上	總計	
		RMB'000	RMB'000	RMB'000	RMB'000	RMB'000	
		人民幣千元	人民幣千元	人民幣千元	人民幣千元	人民幣千元	
Lease liabilities	租賃負債	-	501	1,061	468	-	2,030
Derivative financial instruments	金融衍生工具	-	474	-	-	-	474
Interest-bearing bank and other borrowings	計息銀行及其他借貸	-	6,434	-	-	-	6,434
Trade and notes payables	應付貿易及票據款項	55,032	90,814	78,227	-	-	224,073
Financial liabilities included in other payables and accruals	計入其他應付款及預提費用之財務負債	454,120	-	-	-	-	454,120
Total	總數	509,152	98,223	79,288	468	-	687,131

CAPITAL MANAGEMENT

The primary objectives of the Group's capital management are to safeguard the Group's ability to continue as a going concern and to maintain healthy capital ratios in order to support its business and maximise shareholders' value.

The Group manages its capital structure and makes adjustments to it in light of changes in economic conditions. To maintain or adjust the capital structure, the Group may adjust the dividend payment to shareholders, return capital to shareholders or issue new shares. No changes were made in the objectives, policies or processes for managing capital during the years ended 31 December 2023 and 31 December 2022.

資本管理

本集團管理資本的首要目標是保障本集團的持續經營能力及維持穩健的資本比率，以支援其業務發展及最大化股東價值。

本集團會因應經濟環境變化管理其資本架構並對其作出調整。為維持或調整資本架構，本集團或會調整支付予股東的股息款額、返還資本予股東或發行新股份。於截至二零二三年十二月三十一日及二零二二年十二月三十一日止年度內，有關資本管理的目標、政策及過程並無作出任何變動。

財務報表附註

31 December 2023 於二零二三年十二月三十一日

36. FINANCIAL RISK MANAGEMENT OBJECTIVES AND POLICIES (Cont'd)

CAPITAL MANAGEMENT (Cont'd)

The Group monitors capital using a gearing ratio, which is net debt divided by the adjusted capital plus net debt. Net debt includes trade and notes payables, certain other payables and accruals, interest-bearing bank and other borrowings (other than convertible bonds), lease liabilities, less cash and bank balances. The gearing ratios as at the end of the reporting periods were as follows:

Trade and notes payables	應付貿易及票據款項
Other payables and accruals	其他應付款及預提費用
Interest-bearing bank and other borrowings	計息銀行及其他借貸
Lease liabilities	租賃負債
Less: Cash and bank balances	減：現金及銀行存款
Net debt	淨負債
Equity attributable to owners of the parent	母公司擁有人應佔權益
Capital and net debt	資本及淨負債
Gearing ratio	資本負債比率

36. 金融風險管理目標及對策(續)

資本管理(續)

本集團採用資本負債比率監察其資本情況，而資本負債比率乃淨負債除以已調整資本加淨負債之總和計算。淨負債包括應付貿易及票據款項、若干其他應付款及預提費用、計息銀行及其他借貸(可轉換債券除外)、租賃負債，並扣除現金及銀行存款。於報告期末之資本負債比率如下：

	2023 二零二三年 RMB'000 人民幣千元	2022 二零二二年 RMB'000 人民幣千元
	162,161	224,073
	341,129	516,068
	120,060	6,434
	467	1,978
	(905,826)	(811,682)
	(282,009)	(63,129)
	2,854,656	2,641,956
	2,572,647	2,578,827
	(10.96%)	(2.45%)

37. ASSETS HELD FOR SALE

The major classes of assets classified as held for sale as at 31 December are as follows:

Property, plant and equipment 物業、廠房及設備

37. 待出售之資產

截至十二月三十一日，持有待出售之資產的主要類別如下：

2023	2022
二零二三年	二零二二年
RMB'000	RMB'000
人民幣千元	人民幣千元
-	2,578

38. NOTES TO THE CONSOLIDATED STATEMENT OF CASH FLOWS**(A) CHANGES IN LIABILITIES ARISING FROM FINANCING ACTIVITIES****2023**

At 1 January 2023 於二零二三年一月一日
 Changes from financing cash flows 融資現金流的變動
 Disposal 售出
 Interest expense 利息支出

 At 31 December 2023 於二零二三年十二月三十一日

38. 綜合現金流量表附註**(A) 由融資活動產生的負債變動**

二零二三年

Interest-bearing bank and other borrowings	Lease liabilities
計息銀行及 其他借貸	租賃負債
RMB'000	RMB'000
人民幣千元	人民幣千元
6,434	1,978
119,531	(1,555)
(6,434)	-
529	44
120,060	467

Notes to Financial Statements

財務報表附註

31 December 2023 於二零二三年十二月三十一日

38. NOTES TO THE CONSOLIDATED STATEMENT OF CASH FLOWS (Cont'd)

(A) CHANGES IN LIABILITIES ARISING FROM FINANCING ACTIVITIES (Cont'd)

2022

At 1 January 2022	於二零二二年一月一日
Changes from financing cash flows	融資現金流的變動
Addition	添置
Disposal	售出
Interest expense	利息支出
At 31 December 2022	於二零二二年十二月三十一日

(B) TOTAL CASH OUTFLOW FOR LEASES

The total cash outflow for leases included in the consolidated statement of cash flows is as follows:

Within operating activities	經營活動內
Within financing activities	融資活動內
Total	總數

38. 綜合現金流量表附註(續)

(A) 由融資活動產生的負債變動(續)

二零二二年

Interest-bearing bank and other borrowings	計息銀行及其他借貸	RMB'000	人民幣千元
Lease liabilities	租賃負債	RMB'000	人民幣千元
At 1 January 2022	於二零二二年一月一日	21,013	2,507
Changes from financing cash flows	融資現金流的變動	6,434	(439)
Addition	添置	-	355
Disposal	售出	(21,013)	(520)
Interest expense	利息支出	-	75
At 31 December 2022	於二零二二年十二月三十一日	6,434	1,978

(B) 租賃之總現金流出

包括在綜合現金流量表內的租賃總現金流出如下：

2023	2022
二零二三年	二零二二年
RMB'000	RMB'000
人民幣千元	人民幣千元
2,428	2,040
1,555	439
3,983	2,479

39. COMMITMENTS

- (a) The Group had the following capital commitments at the end of the reporting period:

Contracted, but not provided for:	已訂約，但未作撥備：
Plant and machinery	廠房及機器

- (b) The Group has various lease contracts that have not yet commenced as at 31 December 2023. The future lease payments for these non-cancellable lease contracts are RMB347,069 due within one year.

40. RELATED PARTY TRANSACTIONS

In addition to the transactions detailed in note 19 to the financial statements, the Group had the following transactions with related parties during the year:

Compensation of key management personnel of the Group:

Salaries, allowances and benefits in kind	薪金、津貼及實物福利
Employee share option benefits	員工購股權福利
Pension scheme contributions	退休金計劃供款
Total compensation paid to key management personnel	主要管理人員酬金總額

Further details of the directors' and the chief executive officer's emoluments are included in note 8 to the financial statements.

39. 承擔

- (a) 於報告期末本集團擁有以下資本承擔：

2023 二零二三年 RMB'000 人民幣千元	2022 二零二二年 RMB'000 人民幣千元
62,588	110,318

- (b) 於二零二三年十二月三十一日本集團擁有尚未開始之多項租賃合約。此等不可取消之租賃之未來一年到期租賃款項為人民幣347,069元。

40. 關聯方交易

除財務報表附註19所詳述的交易本集團還有本年度與關聯方發生的交易情形如下：

本集團主要管理人員酬金：

2023 二零二三年 RMB'000 人民幣千元	2022 二零二二年 RMB'000 人民幣千元
7,413	6,500
303	336
225	231
7,941	7,067

董事及總裁酬金詳情載於財務報表附註8。

財務報表附註

31 December 2023 於二零二三年十二月三十一日

41. EVENT AFTER THE REPORTING PERIOD

Save as disclosed elsewhere in the financial statements, on 8 February 2024, Dawnrays Biotechnology entered into a purchase agreement with Akeso Biopharma, Akeso Inc. and AD Pharmaceuticals pursuant to which Dawnrays Biotechnology agreed to sell and Akeso Biopharma agreed to purchase Dawnrays Biotechnology's 35% equity interest in AD Pharmaceuticals at the purchase price of RMB267,387,281. AD Pharmaceuticals also agreed to repay the loan and interest accrued up to 8 February 2024.

41. 報告期後事項

除於財務報表其他地方所披露者外，於二零二四年二月八日，東瑞生物與中山康方、康方生物及康融東方訂立股權轉讓協議，據此，東瑞生物以購買價於人民幣267,387,281元出售東瑞生物於康融東方的35%股權給中山康方，康融東方同時同意償還截止二零二四年二月八日借款及利息。

42. STATEMENT OF FINANCIAL POSITION OF THE COMPANY

Information about the statement of financial position of the Company at the end of the reporting period is as follows:

42. 本公司財務狀況表

於報告期末本公司的財務狀況表資料如下：

		2023 二零二三年 RMB'000 人民幣千元	2022 二零二二年 RMB'000 人民幣千元
NON-CURRENT ASSETS	非流動資產		
Interests in subsidiaries	於附屬公司的權益	287,036	279,738
Total non-current assets	非流動資產總額	287,036	279,738
CURRENT ASSETS	流動資產		
Prepayments, other receivables and other Assets	預付款、其他應收款項及其他資產	335	302
Financial assets at fair value through profit or loss	以公允值計量且其變動計入損益之財務資產	10,333	10,500
Cash and bank balances	現金及銀行存款	14,560	1,437
Total current assets	流動資產總額	25,228	12,239
CURRENT LIABILITIES	流動負債		
Other payables and accruals	其他應付款及預提費用	1,208	2,624
Total current liabilities	流動負債總額	1,208	2,624
NET CURRENT ASSETS	淨流動資產	24,020	9,615
TOTAL ASSETS LESS CURRENT LIABILITIES	資產總額減流動負債	311,056	289,353
Net assets	淨資產	311,056	289,353
EQUITY	權益		
Issued capital	已發行股本	80,455	80,389
Reserves (note 33)	儲備(附註33)	230,601	208,964
Total equity	權益總額	311,056	289,353

Notes to Financial Statements

財務報表附註

31 December 2023 於二零二三年十二月三十一日

42. STATEMENT OF FINANCIAL POSITION OF THE COMPANY (Cont'd)

Note:

A summary of the Company's reserves is as follows:

42. 本公司財務狀況表(續)

附註：

本公司之儲備總結如下：

		Share premium account	Contributed surplus	Share option reserve	Capital redemption reserve	Exchange fluctuation reserve	Retained profits	Total
		股份溢價 RMB'000 人民幣千元	繳入盈餘 RMB'000 人民幣千元	購股權儲備 RMB'000 人民幣千元	資本購回儲備 RMB'000 人民幣千元	匯兌波動儲備 RMB'000 人民幣千元	保留溢利 RMB'000 人民幣千元	總額 RMB'000 人民幣千元
At 1 January 2022	於二零二二年一月一日	2,521	100,175	19,578	8,106	(62,805)	113,181	180,756
Profit for the year	本年度溢利	-	-	-	-	-	113,514	113,514
Other comprehensive income for the year:	本年度其他全面收益：							
Exchange differences	匯兌差額	-	-	-	-	18,819	-	18,819
Total comprehensive income for the year	本年度全面收益總額	-	-	-	-	18,819	113,514	132,333
Exercise of share options	行使購股權	390	-	(62)	-	-	-	328
Shares repurchased and cancelled	已購回並註銷之股份	-	-	-	-	-	-	-
Final 2021 dividend declared	宣派二零二一年末期股息	-	-	-	-	-	(79,370)	(79,370)
Equity-settled share option arrangements	以股權支付的購股權安排	-	-	(4,910)	-	-	-	(4,910)
Lapse of share options	失效之購股權	-	-	(3,001)	-	-	3,001	-
Interim 2022 dividend	二零二二年中期股息	-	-	-	-	-	(20,173)	(20,173)
At 31 December 2022 and 1 January 2023	於二零二二年十二月三十一日及二零二三年一月一日	2,911	100,175	11,605	8,106	(43,986)	130,153	208,964
Profit for the year	本年度溢利	-	-	-	-	-	132,324	132,324
Other comprehensive income for the year:	本年度其他全面收益：							
Exchange differences	匯兌差額	-	-	-	-	6,304	-	6,304
Total comprehensive income for the year	本年度全面收益總額	-	-	-	-	6,304	132,324	138,628
Exercise of share options	行使購股權	1,325	-	(219)	-	-	-	1,106
Shares repurchased and cancelled	已購回並註銷之股份	-	-	-	-	-	-	-
Final 2022 dividend declared	宣派二零二二年末期股息	-	-	-	-	-	(96,040)	(96,040)
Equity-settled share option arrangements	以股權支付的購股權安排	-	-	(1,019)	-	-	-	(1,019)
Lapse of share options	失效之購股權	-	-	(3,658)	-	-	3,658	-
Interim 2023 dividend	二零二三年中期股息	-	-	-	-	-	(21,038)	(21,038)
At 31 December 2023	於二零二三年十二月三十一日	4,236	100,175	6,709	8,106	(37,682)	149,057	230,601

42. STATEMENT OF FINANCIAL POSITION OF THE COMPANY (Cont'd)

The contributed surplus of the Company represents the excess of the then consolidated net assets of the subsidiaries acquired pursuant to the Group Reorganisation referred to in note 33(i), over the nominal value of the Company's shares issued in exchange therefor.

The share option reserve comprises the fair value of share options granted which are yet to be exercised, as further explained in the accounting policy for share-based payments in note 2.4 to the financial statements. The amount will either be transferred to the issued capital account and the share premium account when the related options are exercised, or be transferred to retained profits should the related options expire or be forfeited.

43. APPROVAL OF THE FINANCIAL STATEMENTS

The financial statements were approved and authorised for issue by the board of directors on 22 March 2024.

42. 本公司財務狀況表(續)

本公司的繳入盈餘如附註33(i)所述指根據集團重組所收購附屬公司當時的綜合資產淨值超逾本公司為換取有關資產而發行的本公司股份面值的部份。

購股權儲備包括已授出但尚未行使購股權的公允值，其進一步資料載於財務報表附註2.4股份支付的會計政策內。當有關購股權獲行使時，其數額將轉至已發行股本賬及股份溢價賬，或當有關購股權到期或被沒收時，其數額將轉至保留溢利。

43. 財務報表的批准

財務報表已於二零二四年三月二十二日獲董事會批准及授權發行。

Five Year Financial Summary

五年財務概要

A summary of the results and of the assets and liabilities of the Group for the last five financial years, as extracted from the published audited financial statements, is set out below.

以下為本集團於過去五個財政年度之業績、資產及負債概要，此乃摘錄自已公佈經審核財務報表。

		Year ended 31 December 截至十二月三十一日止年度				
		2023 二零二三年 RMB'000 人民幣千元	2022 二零二二年 RMB'000 人民幣千元	2021 二零二一年 RMB'000 人民幣千元	2020 二零二零年 RMB'000 人民幣千元	2019 二零一九年 RMB'000 人民幣千元
RESULTS	業績					
Revenue	收入	1,151,145	1,277,682	1,165,155	1,024,270	950,007
Cost of sales	銷售成本	(509,626)	(504,131)	(483,893)	(473,625)	(414,138)
Gross profit	毛利	641,159	773,551	681,262	550,645	535,869
Other income and gains	其他收入及收益	185,771	86,948	135,879	38,426	48,071
Selling and distribution expenses	銷售及分銷費用	(147,049)	(142,733)	(109,030)	(54,572)	(84,812)
Administrative expenses	行政費用	(113,206)	(122,058)	(117,409)	(109,224)	(97,087)
Research and development costs	研究及開發成本	(90,808)	(79,478)	(67,028)	(57,944)	(49,651)
Other expenses	其他費用	(20,248)	(15,546)	(37,292)	(12,434)	(21,158)
Finance costs	財務費用	(989)	(371)	(641)	(4,828)	(5,309)
Share of losses of an associate	應佔一間聯營公司之虧損	(40,933)	(61,905)	(46,418)	(18,771)	(11,829)
PROFIT BEFORE TAX	除稅前溢利	414,057	438,408	439,323	331,298	314,094
Income tax expense	所得稅	(91,390)	(82,557)	(85,160)	(66,505)	(58,738)
PROFIT FOR THE YEAR	本年度溢利	322,667	355,851	354,163	264,793	255,356
Attributable to:	以下各項應佔：					
Owners of the parent	母公司擁有人	326,000	358,057	358,175	268,130	255,430
Non-controlling interests	非控股權益	(3,333)	(2,206)	(4,012)	(3,337)	(74)
		322,667	355,851	354,163	264,793	255,356
ASSETS AND LIABILITIES	資產及負債					
TOTAL ASSETS	總資產	3,622,659	3,672,643	3,339,558	2,903,735	2,786,387
TOTAL LIABILITIES	總負債	(763,425)	(1,022,776)	(941,697)	(720,143)	(760,075)
NET ASSETS	淨資產	2,859,234	2,649,867	2,397,861	2,183,592	2,026,312

CLOSURE OF REGISTER OF MEMBERS

The register of members of the Company will be closed during the following periods:

- (i) from Monday, 20 May 2024 to Friday, 24 May 2024, both days inclusive, for the purpose of ascertaining shareholders' entitlement to attend and vote at the 2018 AGM. In order to be eligible to attend and vote at the 2024 AGM, all transfer of shares of the Company accompanied by the relevant share certificates and the appropriate share transfer forms must be lodged for registration not later than 4:30 p.m. on Friday, 17 May 2024 with the Company's branch share registrar and transfer office in Hong Kong, Tricor Abacus Limited, at 17/F, Far East Finance Centre, 16 Harcourt Road, Hong Kong.
- (ii) from Thursday, 30 May 2024 to Friday, 31 May 2024, both days inclusive, for the purpose of ascertaining shareholders' entitlement to the proposed final dividend. In order to establish entitlements to the proposed final dividend, all transfer of shares of the Company accompanied by the relevant share certificates and the appropriate share transfer forms must be lodged for registration not later than 4:30 p.m. on Wednesday, 29 May 2024 with the Company's branch share registrar and transfer office in Hong Kong, Tricor Abacus Limited at 17/F, Far East Finance Centre, 16 Harcourt Road, Hong Kong.

During the periods mentioned in sub-paragraphs (i) and (ii) above, no transfers of shares will be registered.

ANNUAL GENERAL MEETING

The 2024 AGM will be held on Friday, 24 May 2024. Details of the 2024 AGM are set out in the notice of AGM with constitutes part of the circular to Shareholders sent together with this annual report.

暫停辦理股份過戶登記

本公司將於下列時段暫停辦理股份過戶登記手續：

- (i) 由二零二四年五月二十日(星期一)至二零二四年五月二十四日(星期五)(包括首尾兩天)，暫停辦理股份過戶登記手續，以釐定有權出席二零二四年股東週年大會並於會上投票之股東身份。為確保符合資格出席二零二四年股東週年大會並於會上投票之權利，所有本公司的股份轉讓連同有關股票及股票轉讓書，須於二零二四年五月十七日(星期五)下午四時三十分前，送達本公司之香港股份過戶登記分處卓佳雅柏勤有限公司辦理過戶登記手續，地址為香港夏慤道16號遠東金融中心17樓。
- (ii) 由二零二四年五月三十日(星期四)至二零二四年五月三十一日(星期五)(包括首尾兩天)，暫停辦理股份過戶登記手續，以釐定享有建議派發末期股息的股東身份。為確保享有收取建議派發末期股息之權利，所有本公司的股份轉讓連同有關股票及股票轉讓書，須於二零二四年五月二十九日(星期三)下午四時三十分前，送達本公司之香港股份過戶登記分處卓佳雅柏勤有限公司辦理過戶登記手續，地址為香港夏慤道16號遠東金融中心17樓。

於上述分段(i)及(ii)的時段期間內，將不會辦理股份過戶登記手續。

股東週年大會

二零二四年股東週年大會將於二零二四年五月二十四日(星期五)舉行。二零二四年股東週年大會通告的詳情已載於發給股東通函內，該通函連同本年報一併寄發給股東。

股東資料

FINANCIAL CALENDAR

2023 AGM	25 May 2023
Announcement of 2023 interim results	25 August 2023
Announcement of 2023 annual results	22 March 2024
2024 AGM	24 May 2024

DIVIDENDS

2023 Interim dividend	HK\$0.015 per share
Payment date for 2023 interim dividend	5 October 2023
Proposed 2023 final dividend	HK\$0.065 per share
Ex-dividend date for 2023 final dividend	28 May 2024
Book closing dates for 2023 final dividend	30 May 2024–31 May 2024
Payment date for proposed 2023 final dividend	on or about 12 June 2024

財務日誌

二零二三年股東週年大會	二零二三年五月二十五日
公佈二零二三年中期業績	二零二三年八月二十五日
公佈二零二三年全年業績	二零二四年三月二十二日
二零二四年股東週年大會	二零二四年五月二十四日

股息

二零二三年中期股息	每股港幣0.015元
二零二三年中期股息 派付日期	二零二三年十月五日
建議派發二零二三年 末期股息	每股港幣0.065元
二零二三年末期股息 除息日期	二零二四年五月二十八日
二零二三年末期股息 截止過戶日期	二零二四年五月三十日至 五月三十一日
建議派發之二零二三年 末期股息派付日期	二零二四年六月十二日 或前後

Units 3001-02, 30/F, CNT Tower, 338 Hennessy Road, Wanchai, Hong Kong

香港灣仔軒尼詩道338號北海中心30樓3001-02室

268 Minfeng Road, Wuzhong Economic Development District, Suzhou, Jiangsu, PRC.

中國江蘇省蘇州市吳中經濟開發區民豐路268號

www.dawnrays.com